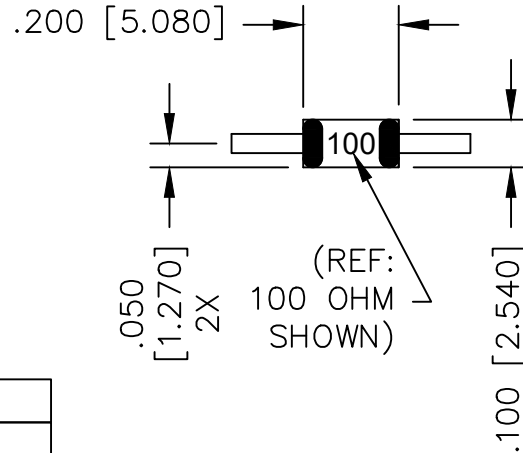
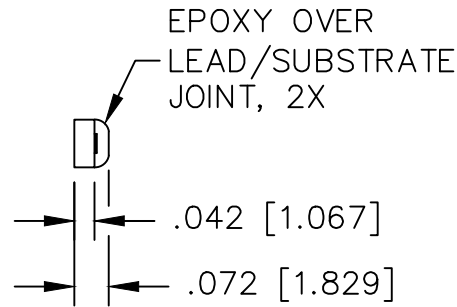


UNAUTHORIZED USE OF THIS
DRAWING IS STRICTLY PROHIBITED

DAR	REV	DESCRIPTION	APPVD	DATE
8605	B	SEE DAR	DG	4-21
10002	C	SEE DAR	DG	2-25
10191	D	SEE DAR	DG	8-25



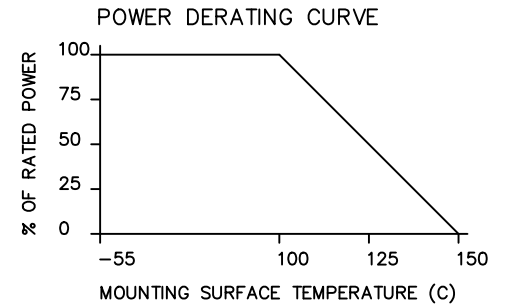
NOTES:

1. LEAD MATERIAL: 99.99% PURE SILVER, .040 [1.016] WIDE x .005 [.127] THICK x .150 [3.810] MIN. LONG.
2. LEAD FINISH: GOLD PLATE PER MIL-G-45204, TYPE 3, GRADE A, 20 MICRO-INCHES MAX.
3. SUBSTRATE MATERIAL: AIN
4. LEAD(S) WELDED TO SUBSTRATE.
5. THICK FILM.
6. RoHS COMPLIANT.
7. BACKSIDE METALIZATION: THICK FILM PALLADIUM SILVER

ELECTRICAL SPECIFICATIONS

INPUT POWER: 30 WATT
CAPACITANCE: 1.0 pF

PART NO.	VALUE	TOLERANCE
IPP-RN101-25	25 OHMS	+/- 5%
IPP-RN101-50	50 OHMS	+/- 5%
IPP-RN101-75	75 OHMS	+/- 5%
IPP-RN101-100	100 OHMS	+/- 5%
IPP-RN101-120	120 OHMS	+/- 5%
IPP-RN101-150	150 OHMS	+/- 5%
IPP-RN101-200	200 OHMS	+/- 5%
IPP-RN101-300	300 OHMS	+/- 5%
IPP-RN101-430	430 OHMS	+/- 5%



MATERIAL SEE NOTES	DWN S.Cornell	DATE 2-1-19	Innovative Power® Products		
FINISH SEE NOTES	ENG DG	DATE 2-19			
TOLERANCE IN [MM]	CAGE CODE: 437R2		TITLE RESISTOR, AIN, 30 WATT, FLANGELESS		
.XX ±.02 [.50] .XXX ±.010 [.254]	SHEET OF 1 1	SCALE 4:1	SIZE B	P/N IPP-RN101-XXX	REV. D