

LB-180500-25-C-E2.4F Multi Octave Horn Antenna 18-50GHz 25dB Gain
Endlaunch 2.4mm Female

Multi Octave Horn Antenna Operating From 18GHz to 50GHz With a
Nominal 25dB Gain With Endlaunch 2.4mm Female Connector

Product Information

SKU	LB-180500-25-C-E2.4F
-----	----------------------

Description

Multi octave horn antenna LB-180500-25-C-E2.4F, operating from 18 to 50GHz with a nominal 25dB gain and low VSWR 1.5:1 with Endlaunch 2.4mm Female output connector. The model LB-180500-25-C-E2.4F has uniform gain through its frequency span, providing efficient performance characteristics and directionality. It can handle 10W continuously and 20W peak power. Constructed of high thermal and electrical conductivity durable copper, the antenna will provide years of trouble-free indoor and outdoor service. This multi octave horn antenna is linearly polarized and ideally suited for EMI testing, direction finding, surveillance, antenna gain and pattern measurements and other applications.

Technical Specification

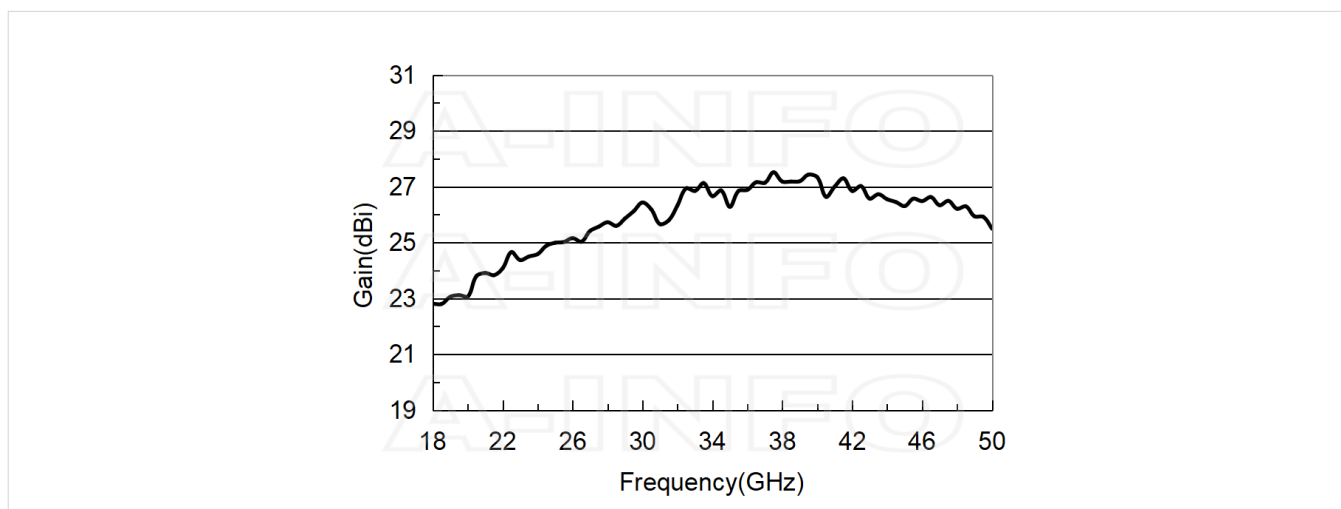
Electrical Specification		Interface	
Frequency, Min (GHz)	18	Output Type	Coaxial
Frequency, Max (GHz)	50	Connector	2.4mm
Waveguide Type	Double Ridge	Connector Gender	Female
Waveguide Size EIA WRD	WRD180	Mechanical Specification	
Gain, Typ (dBi)	25	Figure	C Type
Polarization	Linear	Body Material	Cu
3dB Beamwidth, E-Plane, Min (Deg.)	5	Finish	Gold Plated and Chemical Conversion Coating, Gray Paint
3dB Beamwidth, E-Plane, Max (Deg.)	13	Size, W (mm)	95
3dB Beamwidth, H-Plane, Min (Deg.)	6	Size, H (mm)	95
3dB Beamwidth, H-Plane, Max (Deg.)	14	Size, L (mm)	308.5
Cross Pol. Isolation, Typ (dB)	40	Weight, (kg)	0.59
VSWR, Typ	1.5:1		
Impedance, (Ohm)	50		
Power Handling, CW, (W)	10		
Power Handling, Peak, (W)	20		

Additional Information

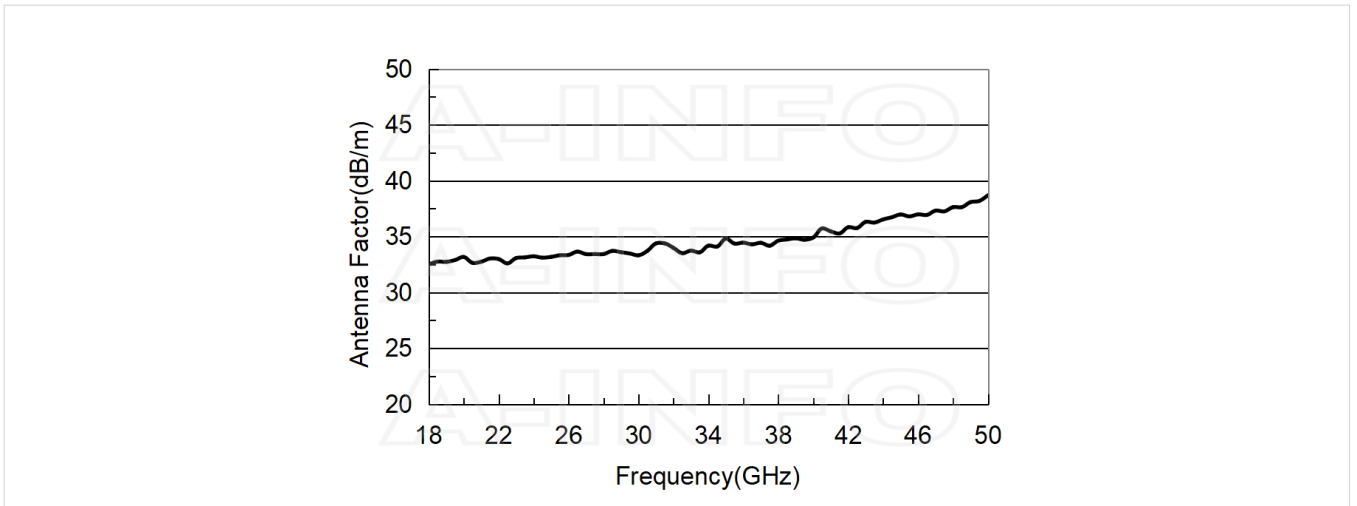
Application	General Purpose Indoor & Outdoor, Fixed	Solution for	Gain Reference Antenna Measurement Far-field Measurement System Intergration
-------------	---	--------------	---

Typical Test Results

Gain



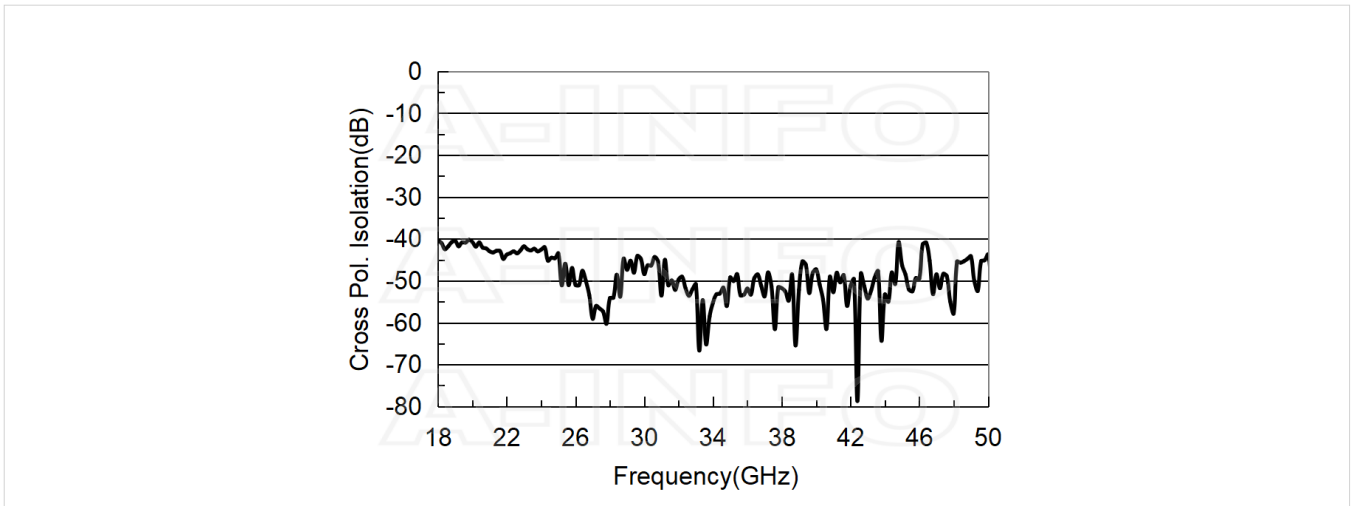
Antenna Factor



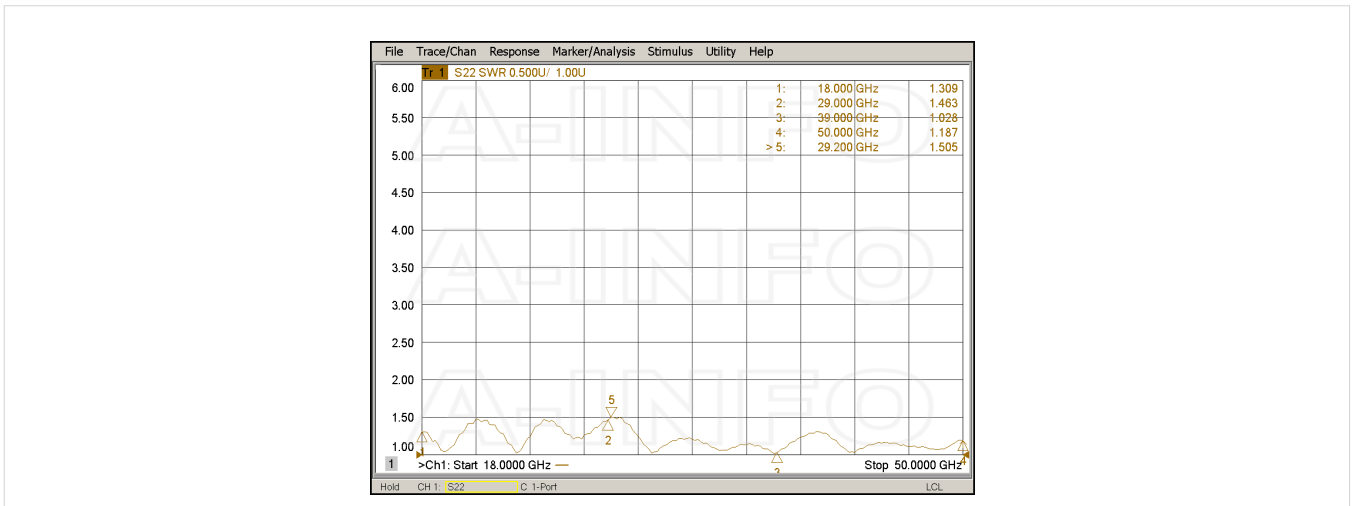
Antenna Factor (Table)

Frequency(GHz)	Gain(dBi)	AF(dB/m)
18.0	22.81	32.51
20.0	23.06	33.17
22.0	24.08	32.98
24.0	24.59	33.23
26.0	25.16	33.35
28.0	25.72	33.43
30.0	26.43	33.32
32.0	26.33	33.98
34.0	26.66	34.18
36.0	26.89	34.45
38.0	27.18	34.62
40.0	27.34	34.91
42.0	26.85	35.83
44.0	26.55	36.53
46.0	26.48	36.98
48.0	26.21	37.63
50.0	25.50	38.69

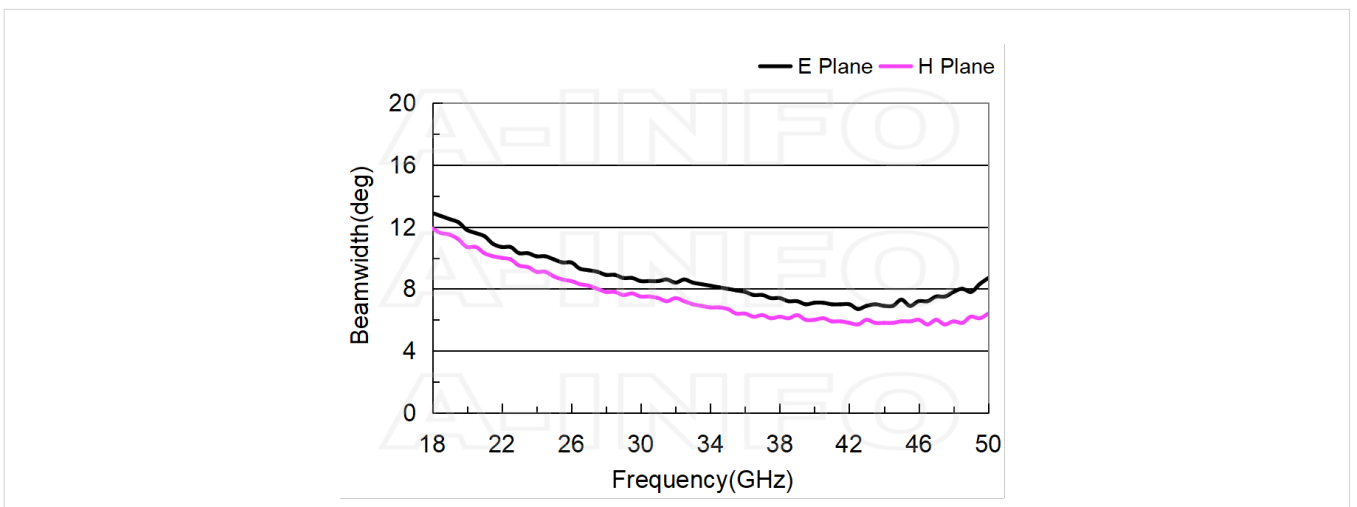
Cross Polarization Isolation



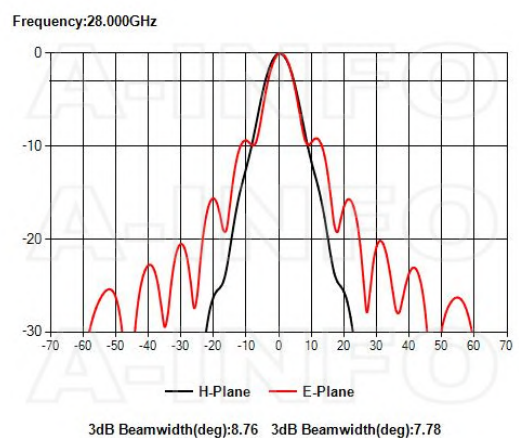
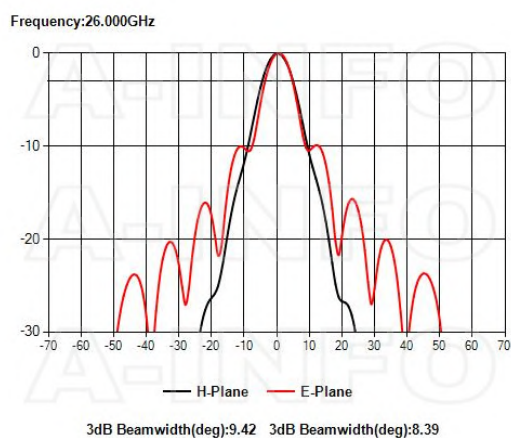
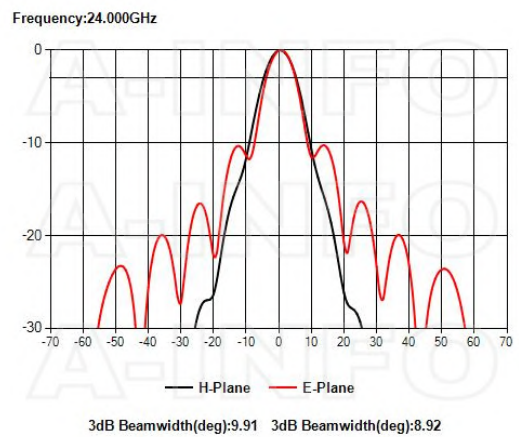
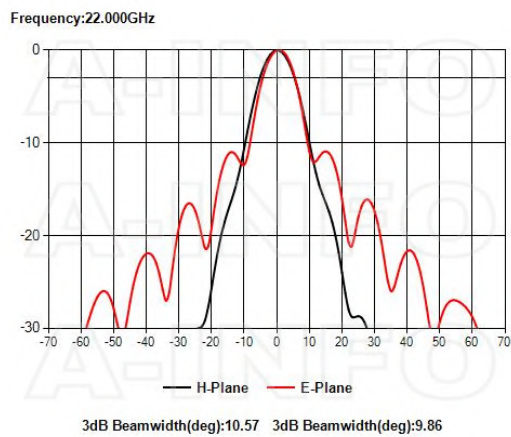
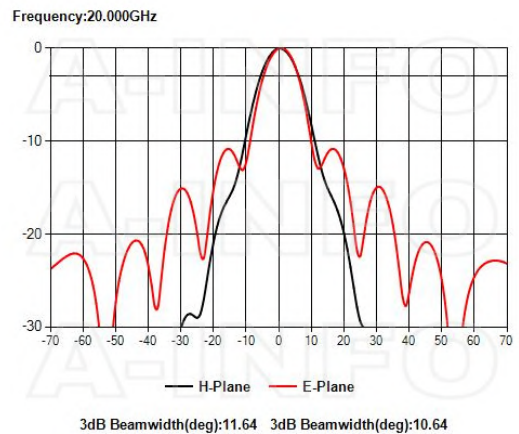
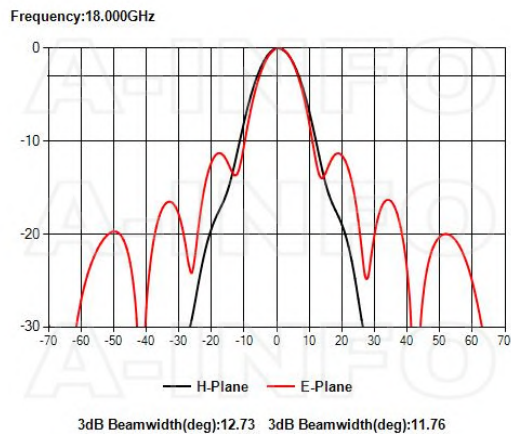
VSWR



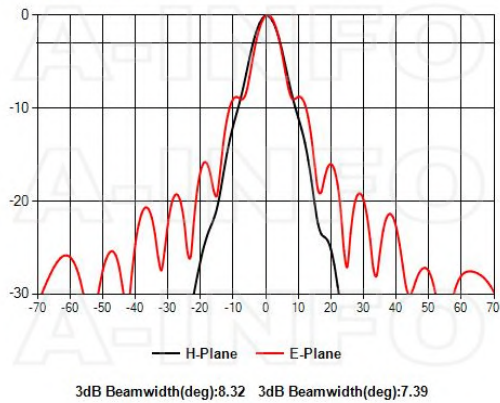
Beamwidth



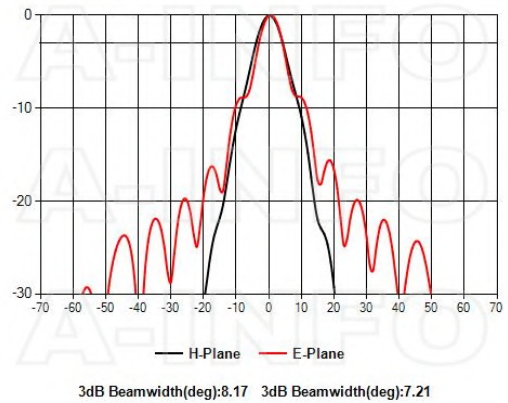
Pattern



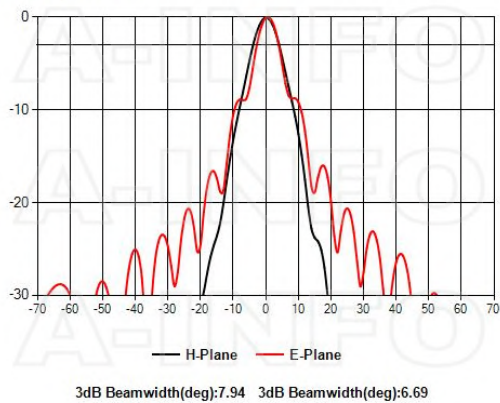
Frequency:30.000GHz



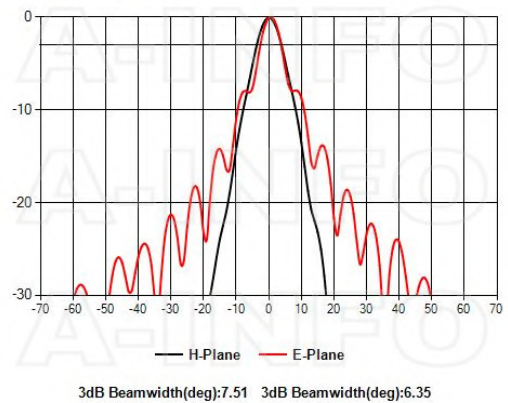
Frequency:32.000GHz



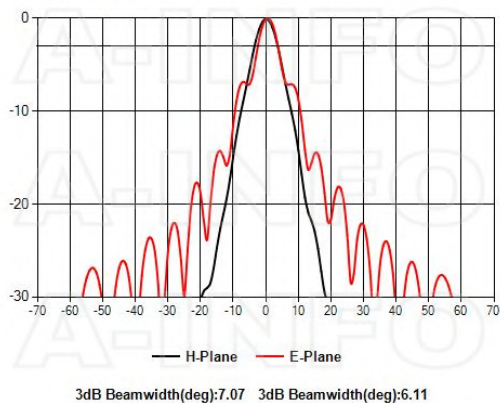
Frequency:34.000GHz



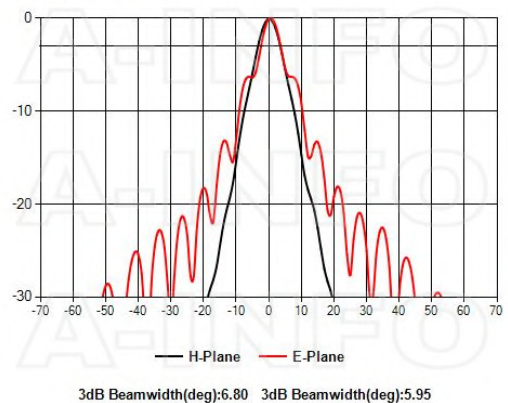
Frequency:36.000GHz



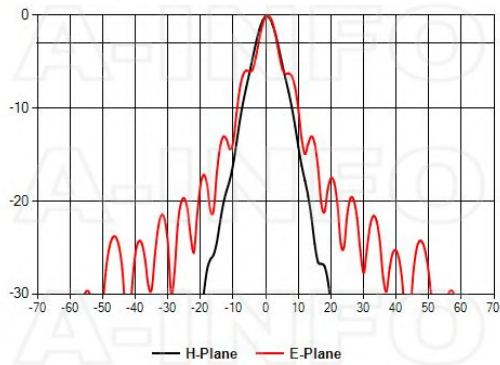
Frequency:38.000GHz



Frequency:40.000GHz

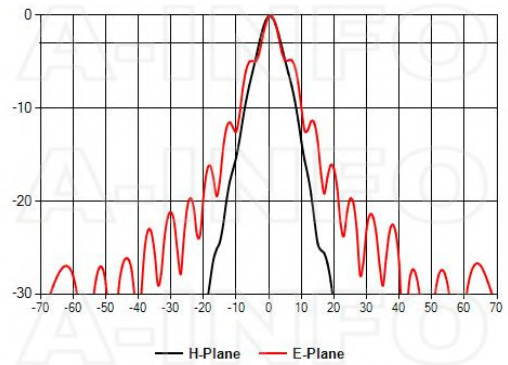


Frequency:42.000GHz



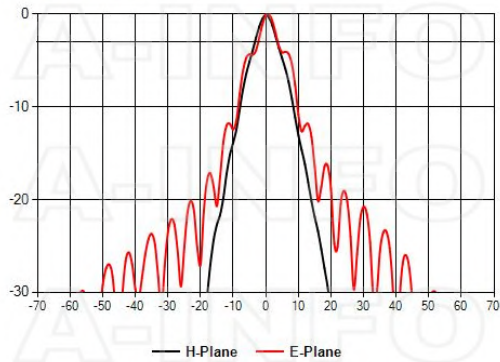
3dB Beamwidth(deg):6.63 3dB Beamwidth(deg):5.67

Frequency:44.000GHz



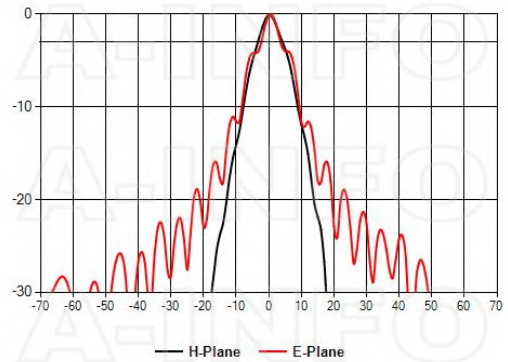
3dB Beamwidth(deg):6.62 3dB Beamwidth(deg):5.64

Frequency:46.000GHz



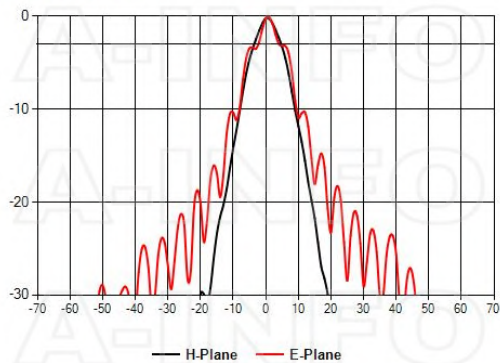
3dB Beamwidth(deg):6.78 3dB Beamwidth(deg):5.90

Frequency:48.000GHz



3dB Beamwidth(deg):7.46 3dB Beamwidth(deg):5.81

Frequency:50.000GHz



3dB Beamwidth(deg):8.21 3dB Beamwidth(deg):6.19

Related Products



LB-180400-25-MB2 Round Type Mounting Bracket



LB-42-25-L2 L type mounting bracket



Tripod_15Kg Al Alloy Tripod



3033HL Wooden Tripod



3033QM Wooden Tripod Metalfree



Carrying Case_LB-180400-25 Al Alloy Carrying Case



2.4M-2.4M-A050-500 Flexible Cable Assembly 500mm DC-40GHz 2.4mm Male to 2.4mm Male



2.4M-2.4M-A050-1000 Flexible Cable Assembly 1000mm DC-40GHz 2.4mm Male to 2.4mm Male



2.4M-2.4M-A050-1500 Flexible Cable Assembly 1500mm DC-40GHz 2.4mm Male to 2.4mm Male



2.4M-2.4M-A050-2000 Flexible Cable Assembly 2000mm DC-40GHz 2.4mm Male to 2.4mm Male



2.4M-2.4M-A050-3000 Flexible Cable Assembly 3000mm DC-40GHz 2.4mm Male to 2.4mm Male



2.4M-2.4M-A050-5000 Flexible Cable Assembly 5000mm DC-40GHz 2.4mm Male to 2.4mm Male



2.4M-2.4M-A050-10000 Flexible Cable Assembly 10000mm DC-40GHz 2.4mm Male to 2.4mm Male



2.4M-2.4M-B020-300 Flexible Cable Assembly 300mm DC-50GHz 2.4mm Male to 2.4mm Male



2.4M-2.4M-B020-500 Flexible Cable Assembly 500mm DC-50GHz 2.4mm Male to 2.4mm Male



2.4M-2.4M-B020-1000 Flexible Cable Assembly 1000mm DC-50GHz 2.4mm Male to 2.4mm Male



2.4M-2.4M-B020-1500 Flexible Cable Assembly 1500mm DC-50GHz 2.4mm Male to 2.4mm Male



2.4M-2.4M-B020-2000 Flexible Cable Assembly 2000mm DC-50GHz 2.4mm Male to 2.4mm Male



2.4M-2.4M-B020-3000 Flexible Cable Assembly 3000mm DC-50GHz 2.4mm Male to 2.4mm Male



2.4M-2.4M-B020-5000 Flexible Cable Assembly 5000mm DC-50GHz 2.4mm Male to 2.4mm Male



2.4M-2.4M-B020-10000 Flexible Cable Assembly 10000mm DC-50GHz 2.4mm Male to 2.4mm Male



2.4M-2.4F-B020S-500 Flexible Cable Assembly 500mm DC-50GHz 2.4mm Male to 2.4mm Female



2.4M-2.4F-B020S-1000 Flexible Cable Assembly 1000mm DC-50GHz 2.4mm Male to 2.4mm Female



2.4M-2.4F-B020S-1500 Flexible Cable Assembly 1500mm DC-50GHz 2.4mm Male to 2.4mm Female



2.4M-2.4F-B020S-2000 Flexible Cable Assembly 2000mm DC-50GHz 2.4mm Male to 2.4mm Female



2.4M-2.4F-B020S-3000 Flexible Cable Assembly 3000mm DC-50GHz 2.4mm Male to 2.4mm Female



2.4M-2.4F-B020S-5000 Flexible Cable Assembly 5000mm DC-50GHz 2.4mm Male to 2.4mm Female

About this Datasheet

<ul style="list-style-type: none"> ● Product Information Product Link: https://www.ainfoinc.com/lb-180500-25-c-e2-4f-multi-octave-horn-antenna-18-50-ghz-25db-gain-endlaunch-2-4mm-female Data subject to change without notice. © A-INFO INC. 2024. All Rights Reserved 	<ul style="list-style-type: none"> ● Contact Us Address: 60 Tesla, Irvine, CA 92618, USA Website: www.ainfoinc.com Email: sales@ainfoinc.com 	<ul style="list-style-type: none"> ● Phone & Fax Phone: +1-949-639-9688 +1-949-639-9608 Fax: +1-949-639-9670
---	--	--