

LB-180400-25-C-EKF Multi Octave Horn Antenna 18-40GHz 25dB Gain Endlaunch 2.92mm Female

Multi Octave Horn Antenna Operating From 18GHz to 40GHz With a Nominal 25dB Gain With Endlaunch 2.92mm Female Connector

Product Information

SKU	LB-180400-25-C-EKF
-----	--------------------

Description

Multi octave horn antenna LB-180400-25-C-EKF, operating from 18 to 40GHz with a nominal 25dB gain and low VSWR 1.5:1 with Endlaunch 2.92mm Female output connector. The model LB-180400-25-C-EKF has uniform gain through its frequency span, providing efficient performance characteristics and directionality. It can handle 20W continuously and 40W peak power. Constructed of high thermal and electrical conductivity durable copper, the antenna will provide years of trouble-free indoor and outdoor service. This multi octave horn antenna is linearly polarized and ideally suited for EMI testing, direction finding, surveillance, antenna gain and pattern measurements and other applications.

Technical Specification

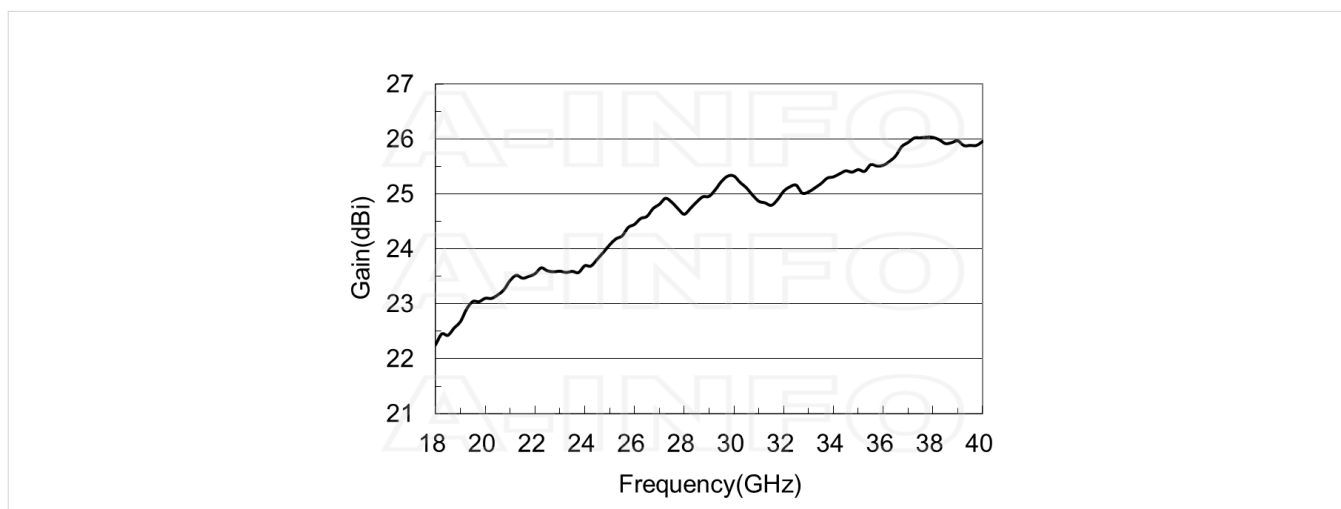
Electrical Specification		Interface	
Frequency, Min (GHz)	18	Output Type	Coaxial
Frequency, Max (GHz)	40	Connector	2.92mm(K)
Waveguide Type	Double Ridge	Connector Gender	Female
Waveguide Size EIA WRD	WRD180	Mechanical Specification	
Gain, Typ (dBi)	25	Figure	C Type
Polarization	Linear	Body Material	Cu
3dB Beamwidth, E-Plane, Min (Deg.)	5	Finish	Gold Plated and Chemical Conversion Coating, Gray Paint
3dB Beamwidth, E-Plane, Max (Deg.)	12	Size, W (mm)	95
3dB Beamwidth, H-Plane, Min (Deg.)	7	Size, H (mm)	95
3dB Beamwidth, H-Plane, Max (Deg.)	13	Size, L (mm)	302.4
Cross Pol. Isolation, Typ (dB)	40	Weight, (kg)	0.59
VSWR, Typ	1.5:1		
Impedance, (Ohm)	50		
Power Handling, CW, (W)	20		
Power Handling, Peak, (W)	40		

Additional Information

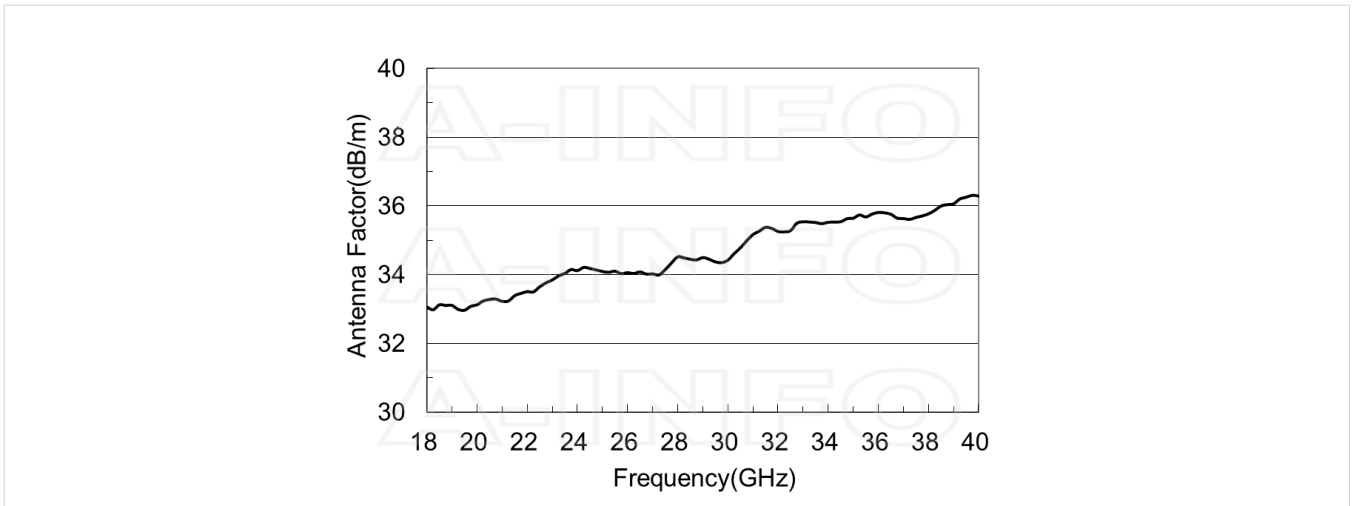
Application	General Purpose Indoor & Outdoor, Fixed	Solution for	Gain Reference Antenna Measurement Far-field Measurement System Intergration
-------------	---	--------------	---

Typical Test Results

Gain



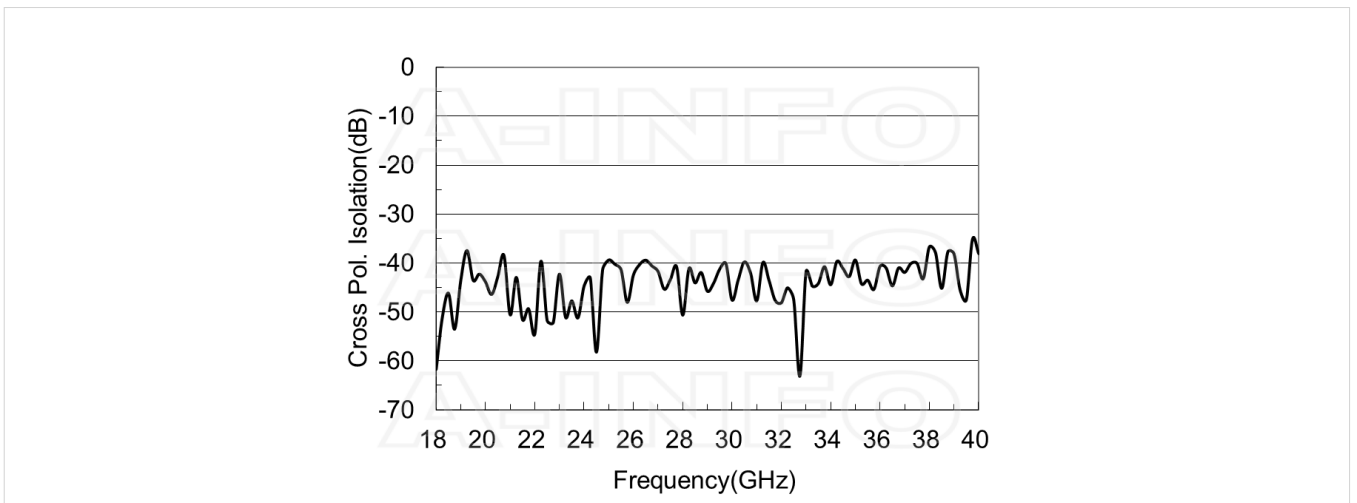
Antenna Factor



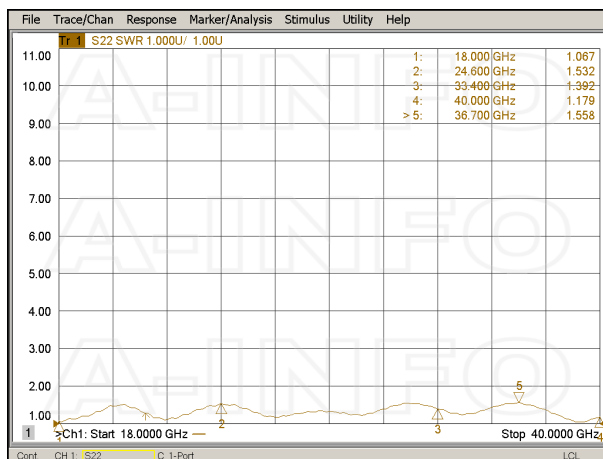
Antenna Factor (Table)

Frequency(GHz)	Gain(dBi)	AF(dB/m)
18.0	22.25	33.06
20.0	23.10	33.13
22.0	23.55	33.51
24.0	23.69	34.12
26.0	24.45	34.06
28.0	24.63	34.52
30.0	25.33	34.42
32.0	25.05	35.26
34.0	25.31	35.53
36.0	25.52	35.81
38.0	26.03	35.77
40.0	25.96	36.29

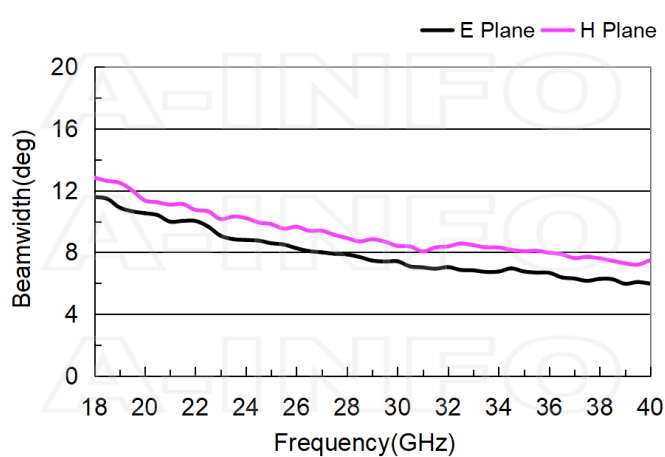
Cross Polarization Isolation



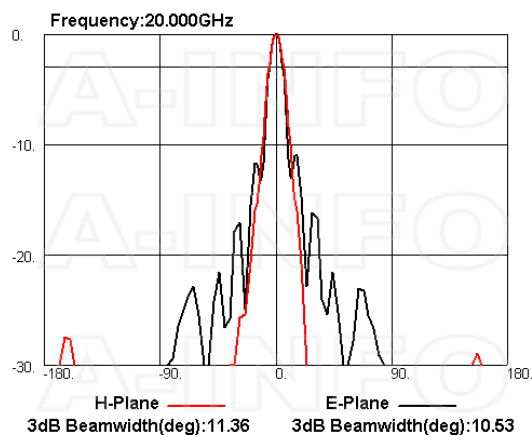
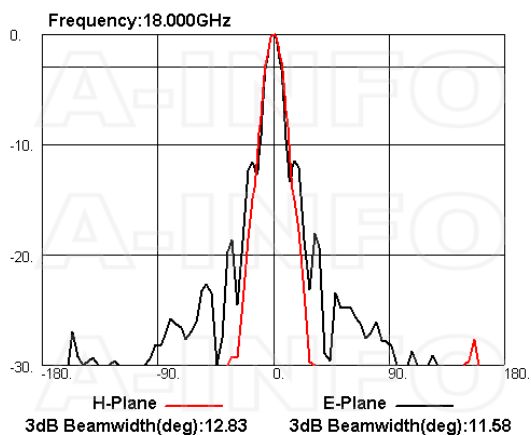
VSWR

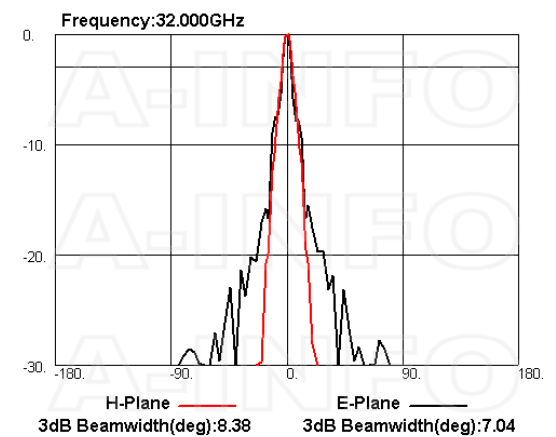
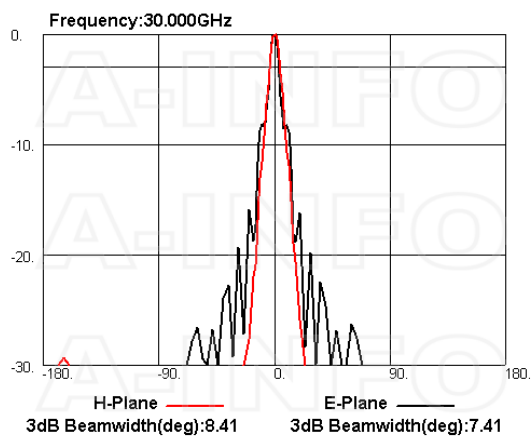
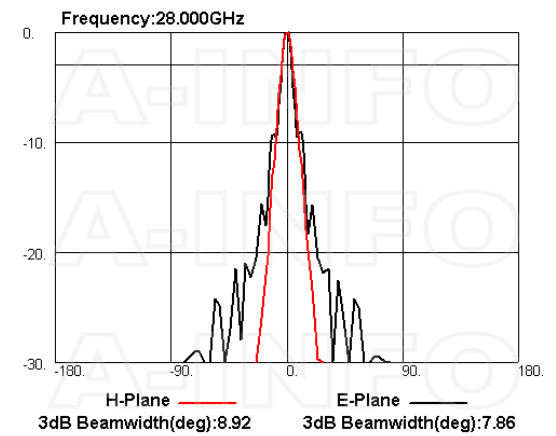
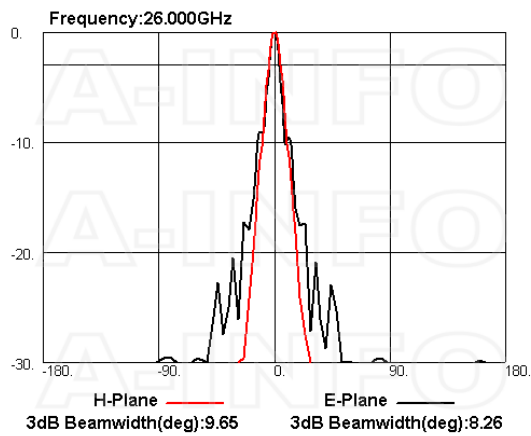
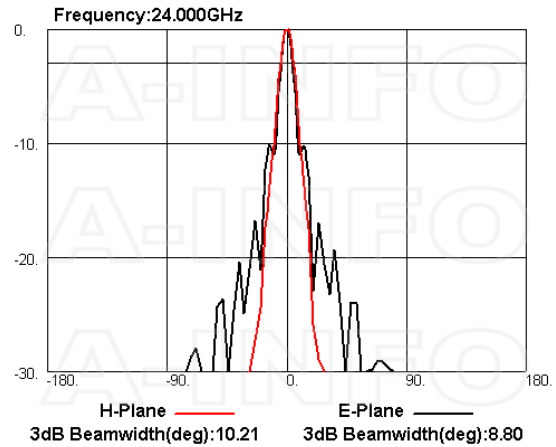
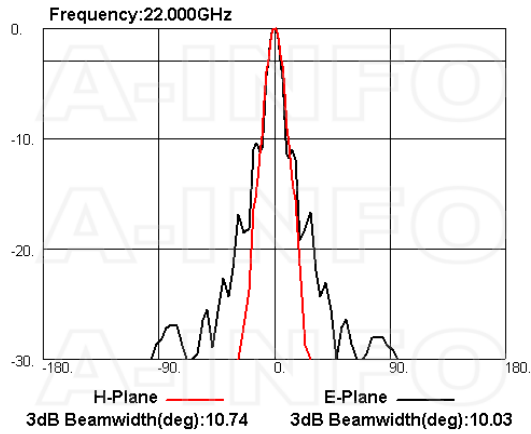


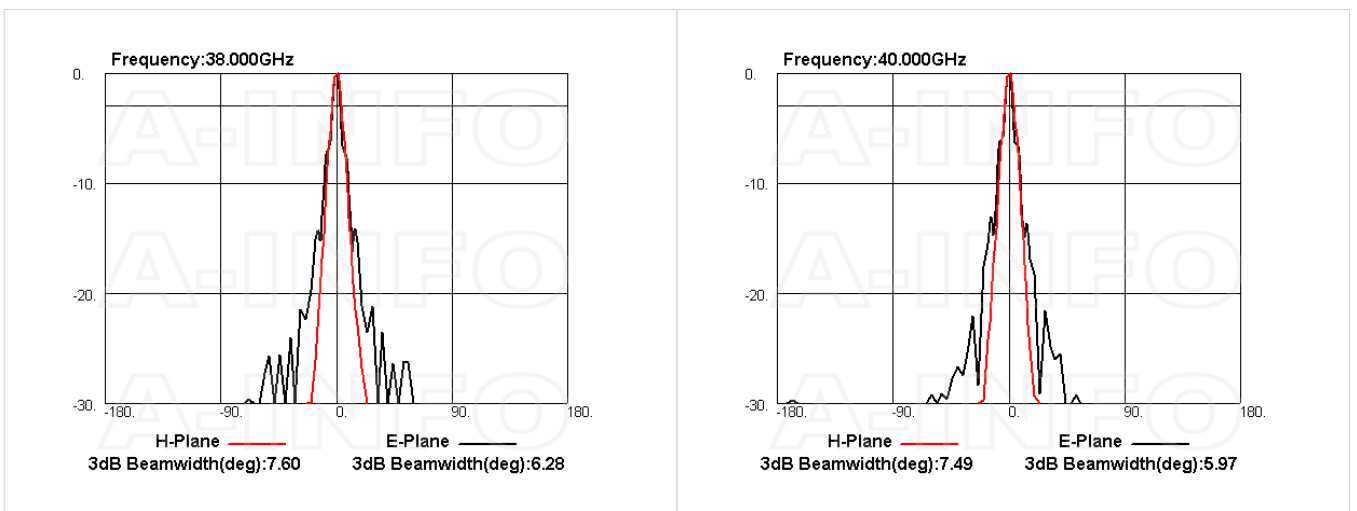
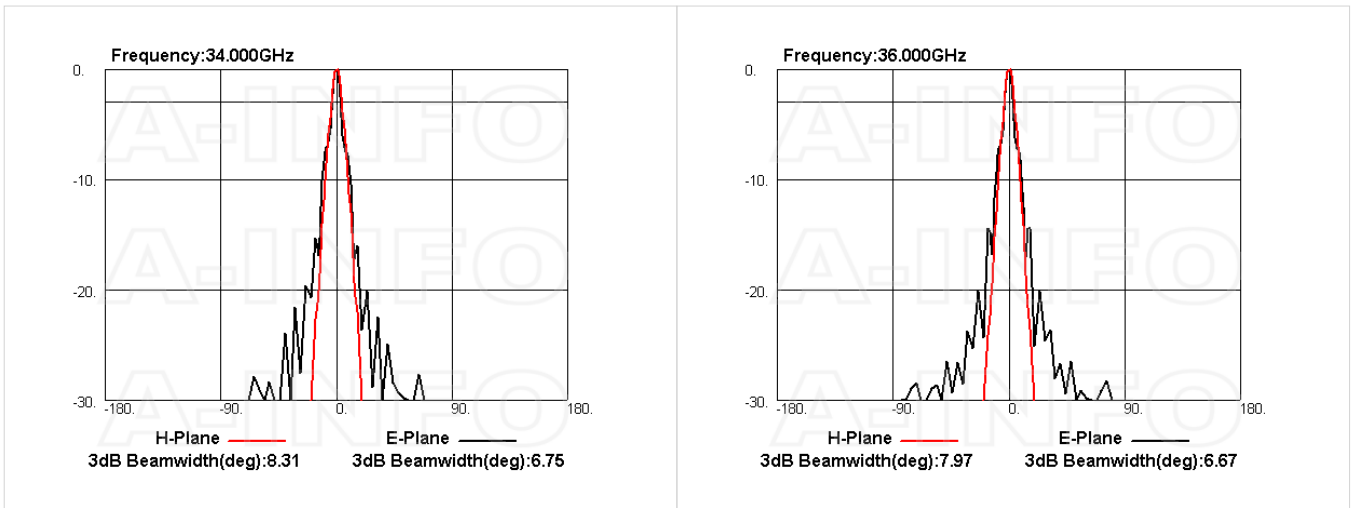
Beamwidth



Pattern







Related Products



LB-180400-25-MB2 Round Type Mounting Bracket



LB-42-25-L2 L type mounting bracket



Tripod_15Kg Al Alloy Tripod



3033HL Wooden Tripod



3033QM Wooden Tripod
Metalfree



Carrying Case_LB-180400-25 AI
Alloy Carrying Case



2.92M-2.92M-A050-1000 Flexible
Cable Assembly 1000mm DC-
40GHz 2.92mm Male to 2.92mm
Male



2.92M-2.92M-A050-1500 Flexible
Cable Assembly 1500mm DC-
40GHz 2.92mm Male to 2.92mm
Male



2.92M-2.92M-A050-2000 Flexible
Cable Assembly 2000mm DC-
40GHz 2.92mm Male to 2.92mm
Male



2.92M-2.92M-A050-3000 Flexible
Cable Assembly 3000mm DC-
40GHz 2.92mm Male to 2.92mm
Male



2.92M-2.92M-A050-5000 Flexible
Cable Assembly 5000mm DC-
40GHz 2.92mm Male to 2.92mm
Male



2.92M-2.92M-A050-10000
Flexible Cable Assembly
10000mm DC- 40GHz 2.92mm
Male to 2.92mm Male

About this Datasheet

<ul style="list-style-type: none"> ● Product Information Product Link: https://www.ainfoinc.com/lb-180400-25-c-ekf-multi-octave-horn-antenna-18-40-ghz-25db-gain-endlaunch-2-92mm-female Data subject to change without notice. © A-INFO INC. 2024. All Rights Reserved 	<ul style="list-style-type: none"> ● Contact Us Address: 60 Tesla, Irvine, CA 92618, USA Website: www.ainfoinc.com Email: sales@ainfoinc.com 	<ul style="list-style-type: none"> ● Phone & Fax Phone: +1-949-639-9688 +1-949-639-9608 Fax: +1-949-639-9670
---	--	--