

LB-180400-10-C-EKF Multi Octave Horn Antenna 18-40GHz 10dB Gain  
Endlaunch 2.92mm Female



Multi Octave Horn Antenna Operating From 18GHz to 40GHz With a  
Nominal 10dB Gain With Endlaunch 2.92mm Female Connector

### Product Information

SKU	LB-180400-10-C-EKF
-----	--------------------

### Description

Multi octave horn antenna LB-180400-10-C-EKF, operating from 18 to 40GHz with a nominal 10dB gain and low VSWR 1.5:1 with Endlaunch 2.92mm Female output connector. The model LB-180400-10-C-EKF has uniform gain through its frequency span, providing efficient performance characteristics and directionality. It can handle 20W continuously and 40W peak power. Constructed of high thermal and electrical conductivity durable copper, the antenna will provide years of trouble-free indoor and outdoor service. This multi octave horn antenna is linearly polarized and ideally suited for EMI testing, direction finding, surveillance, antenna gain and pattern measurements and other applications.

## Technical Specification

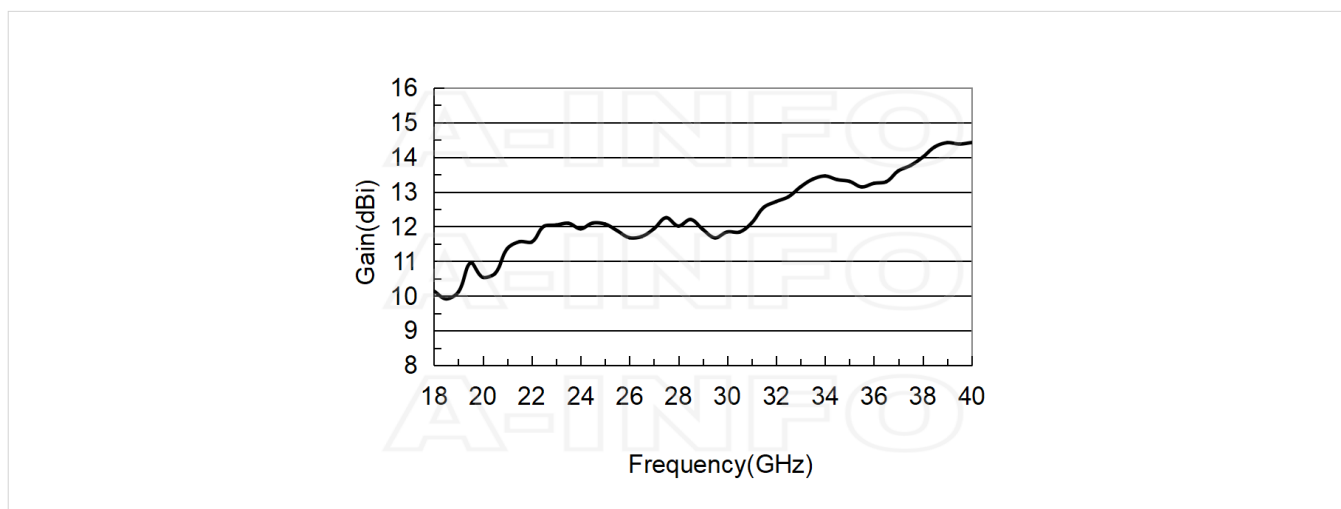
Electrical Specification		Interface	
Frequency, Min (GHz)	18	Output Type	Coaxial
Frequency, Max (GHz)	40	Connector	2.92mm(K)
Waveguide Type	Double Ridge	Connector Gender	Female
Waveguide Size EIA WRD	WRD180	Mechanical Specification	
Gain, Typ (dBi)	10	Figure	C Type
Polarization	Linear	Body Material	Cu
3dB Beamwidth, E-Plane, Min (Deg.)	24	Finish	Gold Plated, Gray Paint
3dB Beamwidth, E-Plane, Max (Deg.)	59	Size, W (mm)	22.4
3dB Beamwidth, H-Plane, Min (Deg.)	25	Size, H (mm)	22.4
3dB Beamwidth, H-Plane, Max (Deg.)	57	Size, L (mm)	69.2
Cross Pol. Isolation, Typ (dB)	40	Weight, (kg)	0.074
VSWR, Typ	1.5:1		
Impedance, (Ohm)	50		
Power Handling, CW, (W)	20		
Power Handling, Peak, (W)	40		

## Additional Information

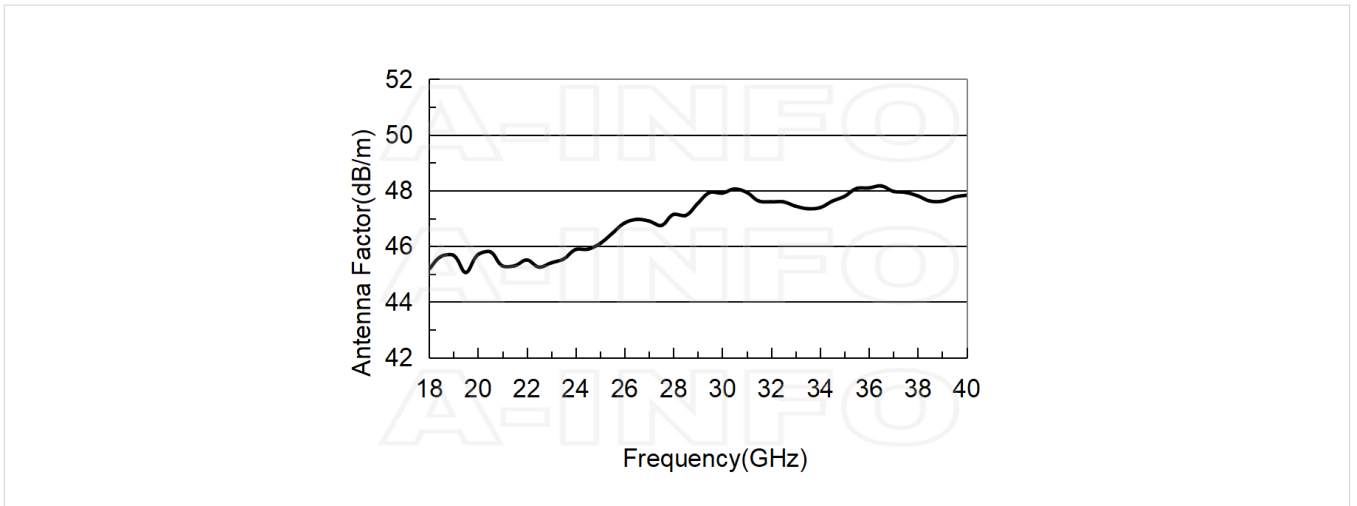
Application	General Purpose Indoor & Outdoor, Fixed	Solution for	Gain Reference Antenna Measurement Far-field Measurement System Intergration
-------------	---	--------------	---

## Typical Test Results

### Gain



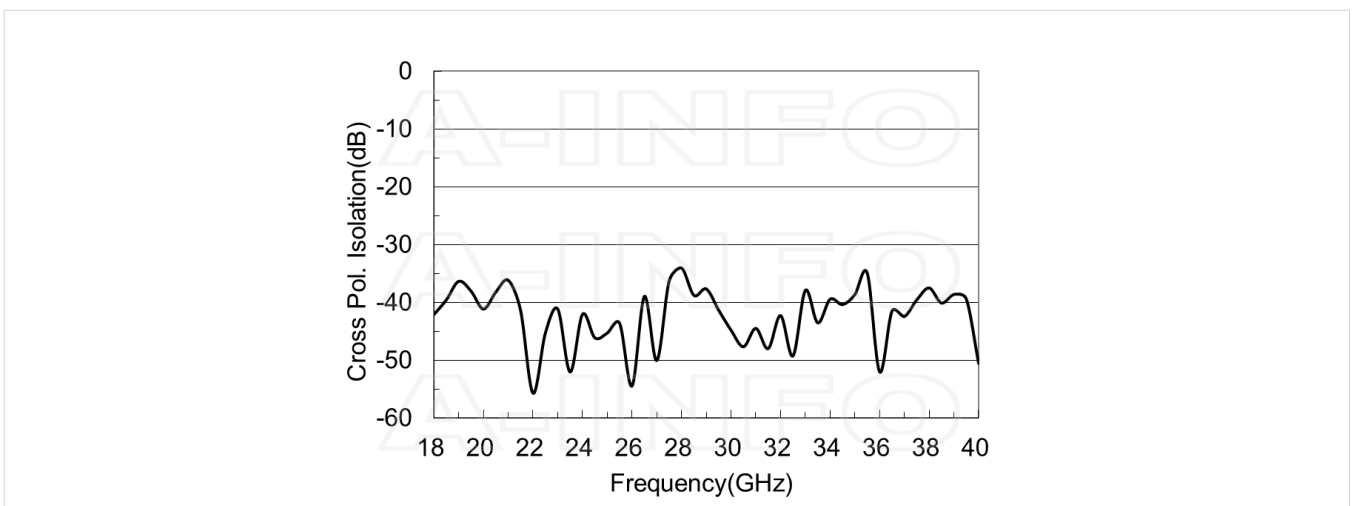
## Antenna Factor



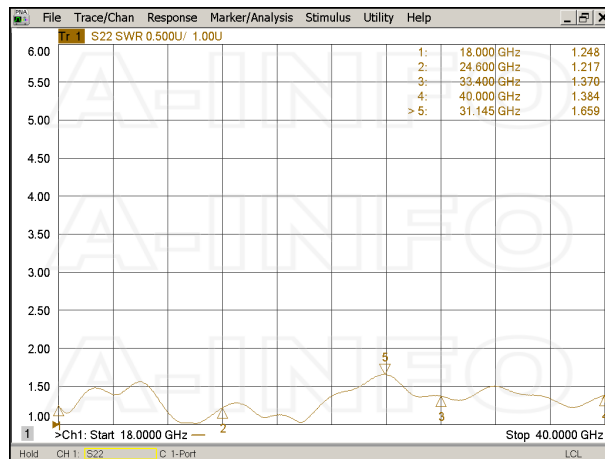
## Antenna Factor (Table)

Frequency(GHz)	Gain(dBi)	Antenna Factor(dB/m)
18.0	10.14	45.17
20.0	10.54	45.70
22.0	11.55	45.51
24.0	11.93	45.88
26.0	11.68	46.83
28.0	12.01	47.14
30.0	11.84	47.91
32.0	12.72	47.59
34.0	13.45	47.39
36.0	13.24	48.09
38.0	14.00	47.81
40.0	14.42	47.83

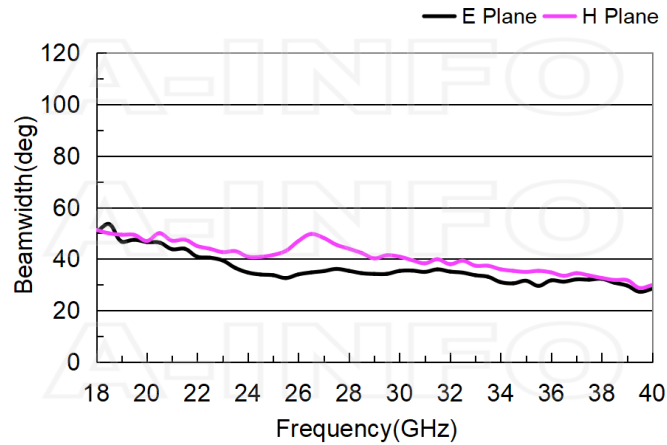
## Cross Polarization Isolation



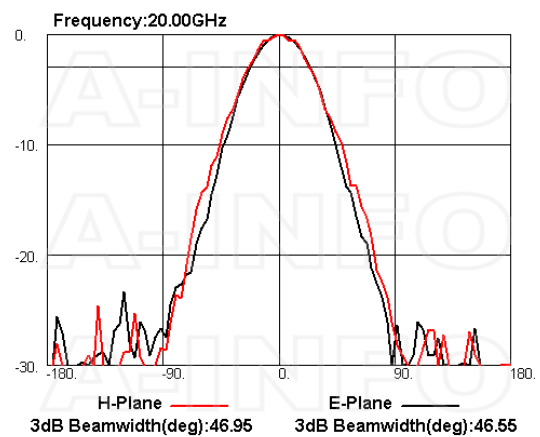
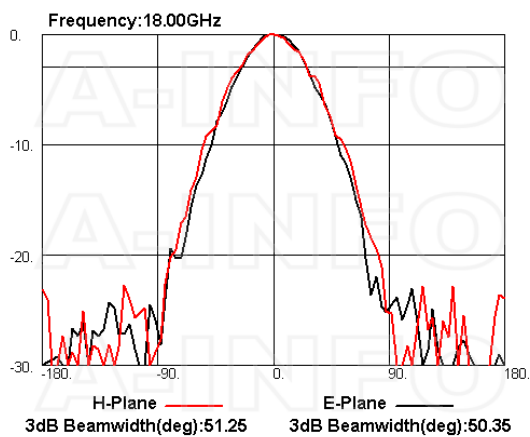
## VSWR

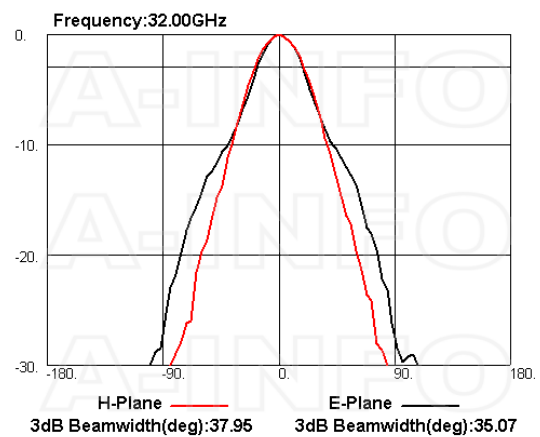
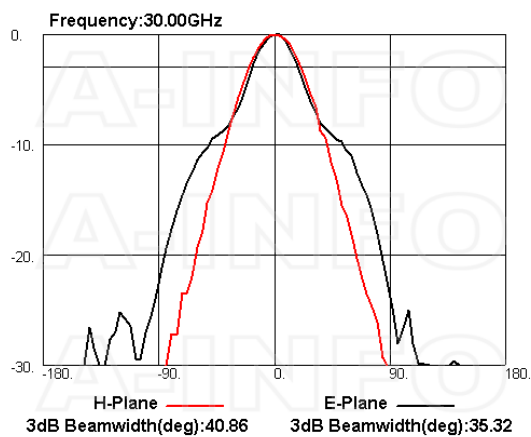
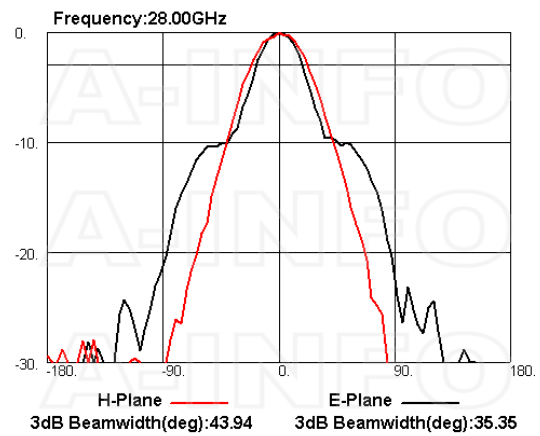
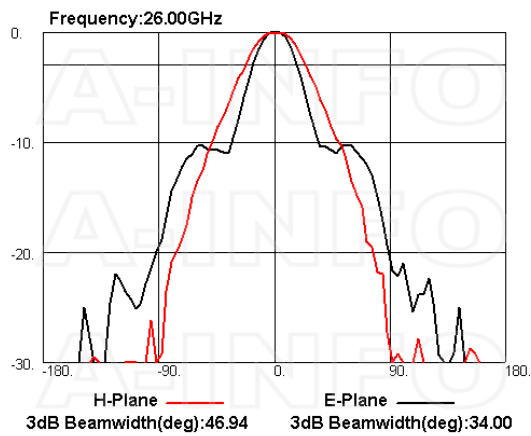
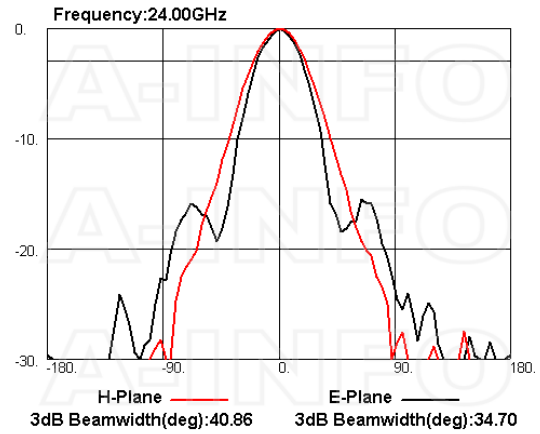
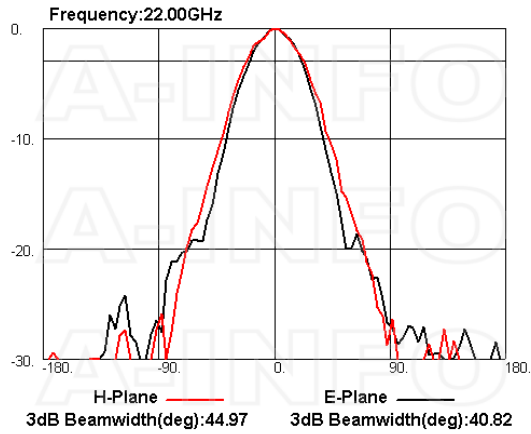


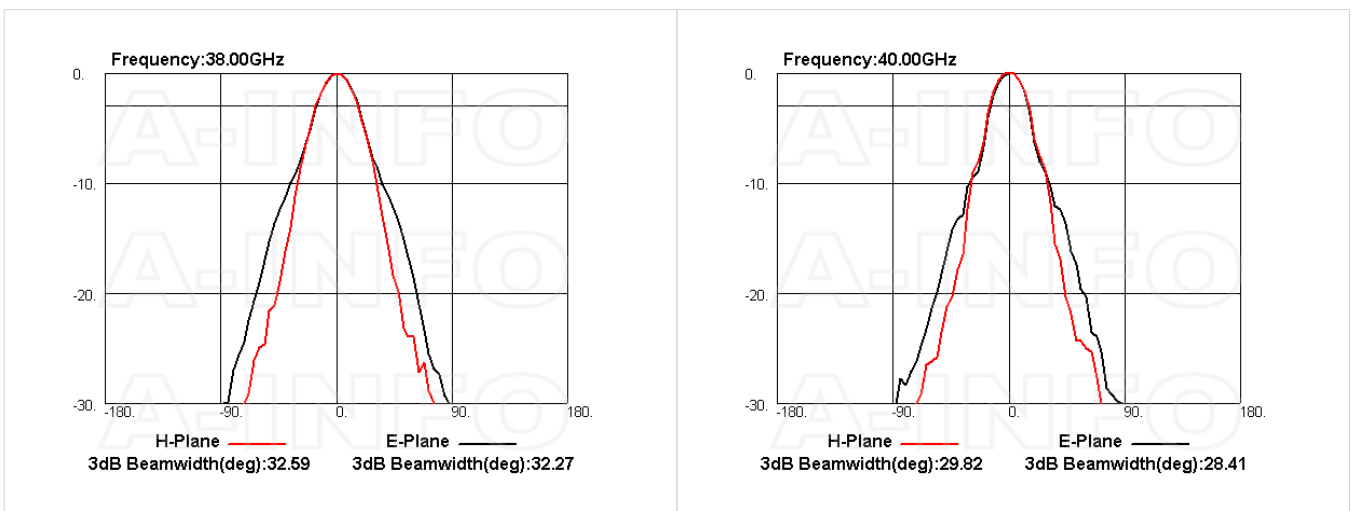
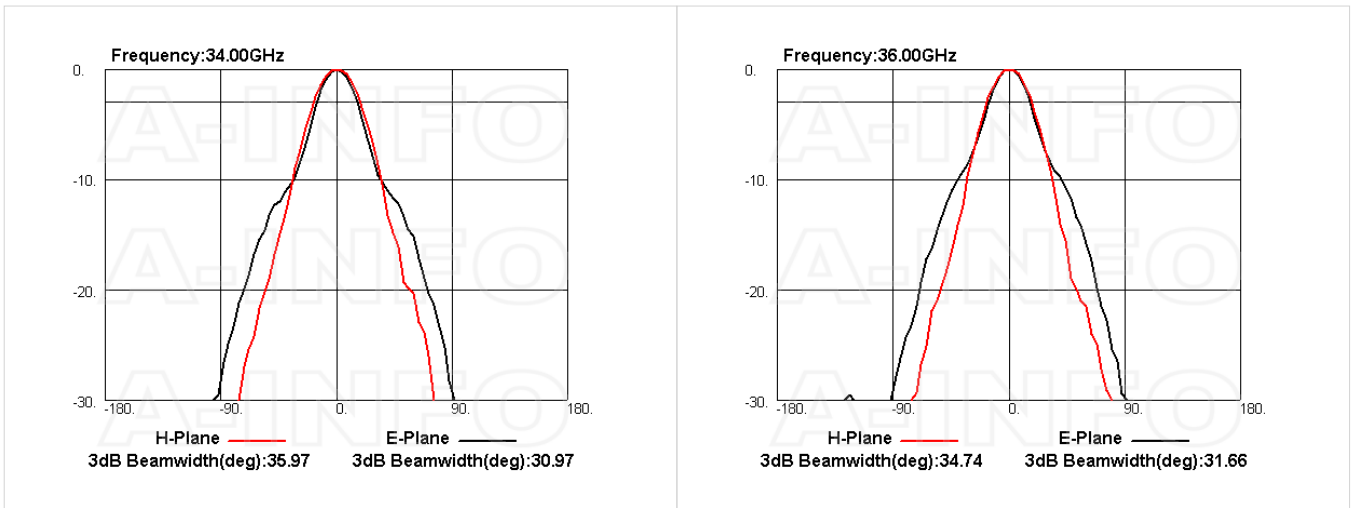
## Beamwidth



## Pattern







## Related Products



LB-180400-10-C-MB Round Type Mounting Bracket



LB-180400-10-C-MBL L Type Mounting Bracket



Tripod\_15Kg Al Alloy Tripod



3033HL Wooden Tripod



3033QM Wooden Tripod  
Metalfree



2.92M-2.92M-A050-500 Flexible  
Cable Assembly 500mm DC-  
40GHz 2.92mm Male to 2.92mm  
Male



2.92M-2.92M-A050-1000 Flexible  
Cable Assembly 1000mm DC-  
40GHz 2.92mm Male to 2.92mm  
Male



2.92M-2.92M-A050-1500 Flexible  
Cable Assembly 1500mm DC-  
40GHz 2.92mm Male to 2.92mm  
Male



2.92M-2.92M-A050-2000 Flexible  
Cable Assembly 2000mm DC-  
40GHz 2.92mm Male to 2.92mm  
Male



2.92M-2.92M-A050-3000 Flexible  
Cable Assembly 3000mm DC-  
40GHz 2.92mm Male to 2.92mm  
Male



2.92M-2.92M-A050-5000 Flexible  
Cable Assembly 5000mm DC-  
40GHz 2.92mm Male to 2.92mm  
Male



2.92M-2.92M-A050-10000  
Flexible Cable Assembly  
10000mm DC- 40GHz 2.92mm  
Male to 2.92mm Male

## About this Datasheet

● **Product Information**

Product Link:

<https://www.ainfoinc.com/lb-180400-10-c-ekf-multi-octave-horn-antenna-18-40-ghz-10db-gain-endlaunch-2-92mm-female>

Data subject to change without notice.

© A-INFO INC. 2024. All Rights Reserved

● **Contact Us**

Address:

60 Tesla, Irvine, CA 92618, USA

Website:

[www.ainfoinc.com](http://www.ainfoinc.com)

Email:

[sales@ainfoinc.com](mailto:sales@ainfoinc.com)

● **Phone & Fax**

Phone:

+1-949-639-9688  
+1-949-639-9608

Fax:

+1-949-639-9670