

LB-110265-10-ASPO Multi Octave Horn Antenna 11-26.5GHz 10dB Gain Double Ridge Waveguide Interface

Multi Octave Horn Antenna From 11GHz to 26.5GHz With a Nominal 10dB Gain With Double Ridge Waveguide Interface

Product Information

SKU	LB-110265-10-ASPO
-----	-------------------

Description

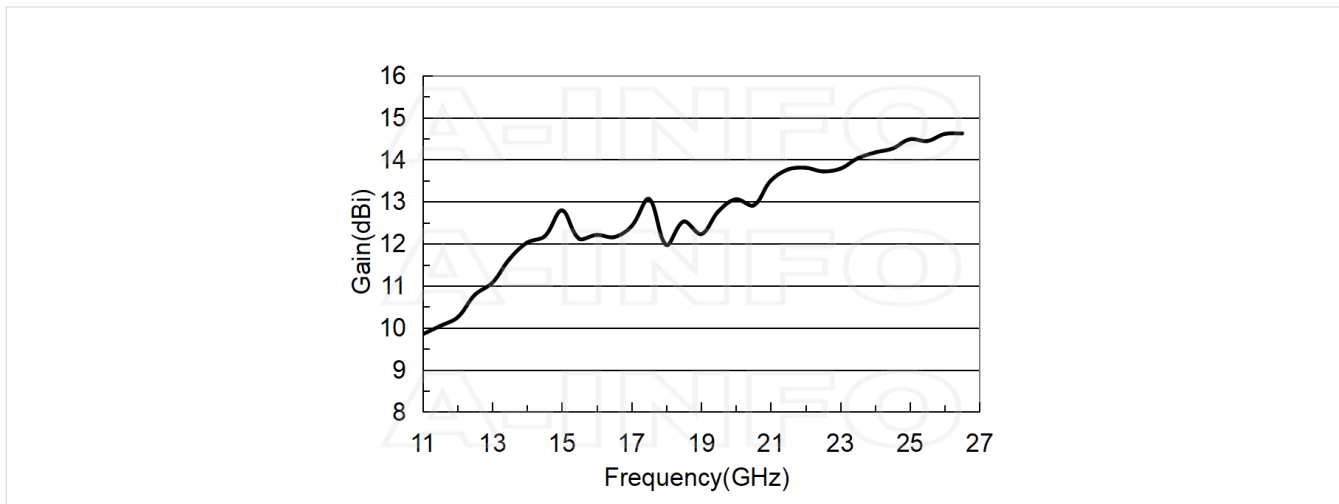
Multi octave horn antenna LB-110265-10-ASPO, operating from 11 to 26.5GHz with a nominal 10dB gain and low VSWR 1.5:1 with FPWRD110C24 output. The model LB-110265-10-ASPO has uniform gain through its frequency span, providing efficient performance characteristics and directionality. Constructed of lightweight corrosion-resistant aluminum, the horn comes with a specially designed weatherproof radome which provides excellent protection against the rain and dust but has very little loss across the full operating frequency band. This multi octave horn antenna is linearly polarized and ideally suited for EMI testing, direction finding, surveillance, antenna gain and pattern measurements and other applications.

Technical Specification

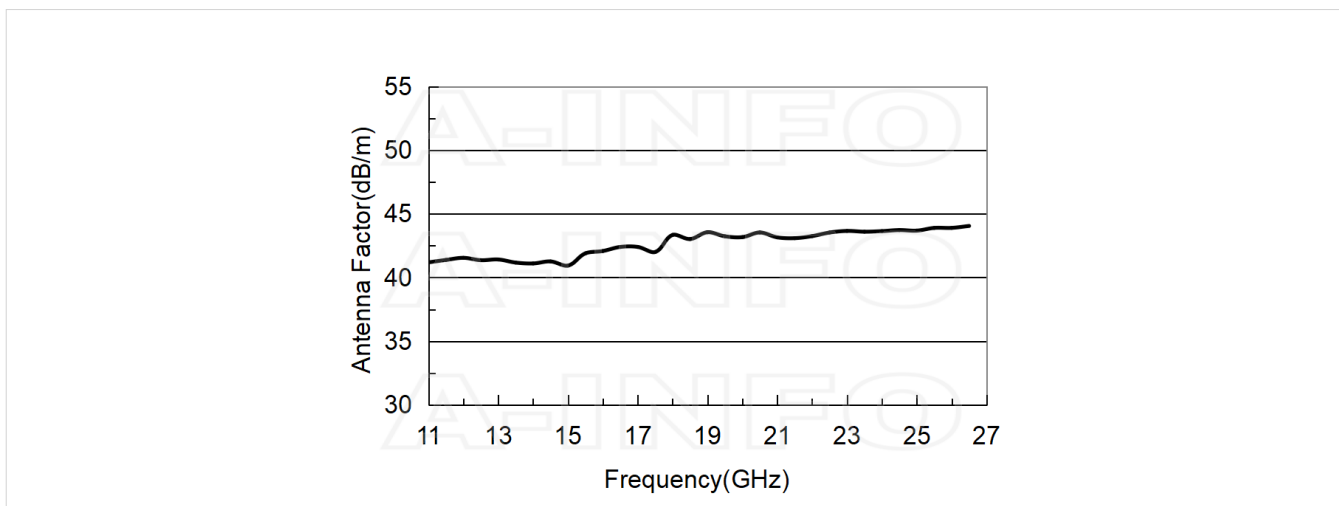
Electrical Specification		Interface	
Frequency, Min (GHz)	11	Output Type	Waveguide
Frequency, Max (GHz)	26.5	Flange Designation, WRD	FPWRD110C24
Waveguide Type	Double Ridge	Connector Gender	N/A
Waveguide Size EIA WRD	WRD110	Mechanical Specification	
Gain, Typ (dBi)	10	Figure	A Type
Polarization	Linear	Body Material	Al
3dB Beamwidth, E-Plane, Min (Deg.)	23	Finish	Gold Plated, Gray Paint
3dB Beamwidth, E-Plane, Max (Deg.)	67	Size, W (mm)	38
3dB Beamwidth, H-Plane, Min (Deg.)	26	Size, H (mm)	32
3dB Beamwidth, H-Plane, Max (Deg.)	63	Size, L (mm)	50
Cross Pol. Isolation, Typ (dB)	35	Weight, (kg)	0.12
VSWR, Typ	1.5:1		

Typical Test Results

Gain



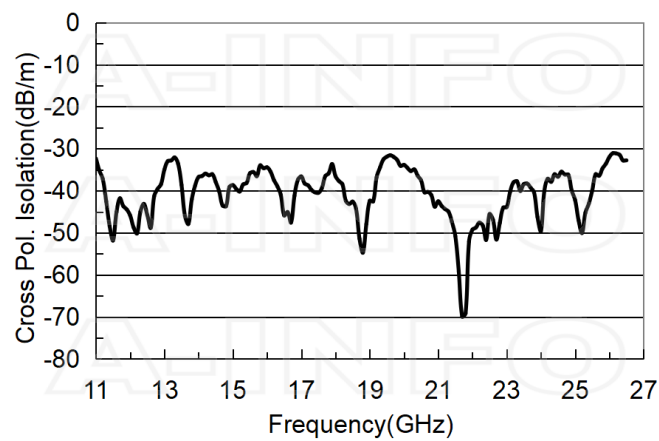
Antenna Factor



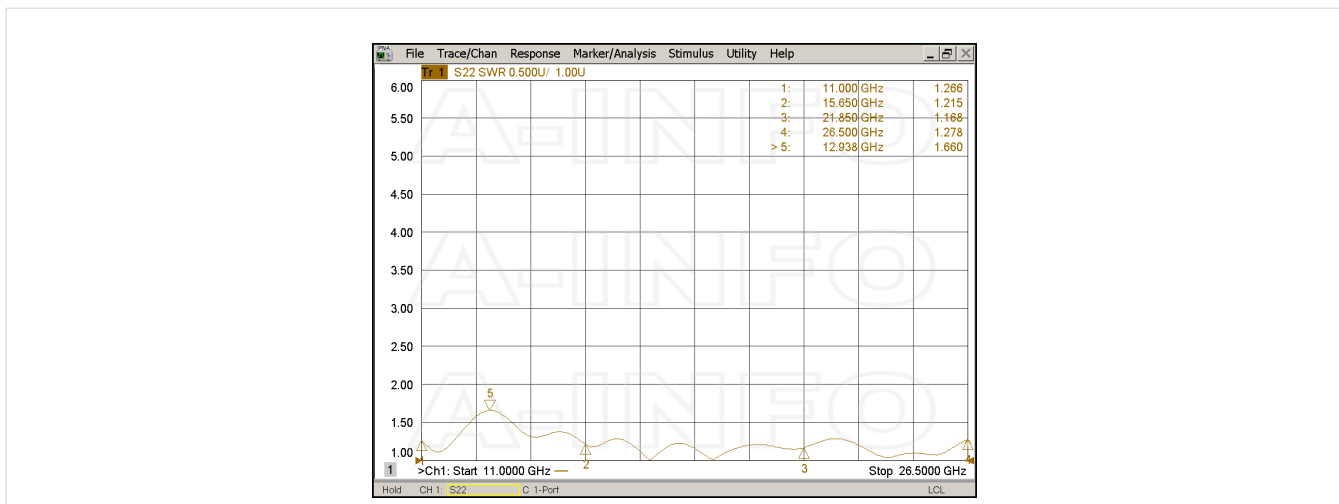
Antenna Factor (Table)

Frequency(GHz)	Gain(dBi)	AF(dB/m)
11.0	9.85	41.19
12.0	10.25	41.55
13.0	11.07	41.42
14.0	12.03	41.11
15.0	12.79	40.94
16.0	12.21	42.08
17.0	12.42	42.40
18.0	11.97	43.35
19.0	12.23	43.56
20.0	13.06	43.17
21.0	13.50	43.16
22.0	13.81	43.25
23.0	13.78	43.66
24.0	14.17	43.64
25.0	14.48	43.68
26.0	14.61	43.90
26.5	14.62	44.05

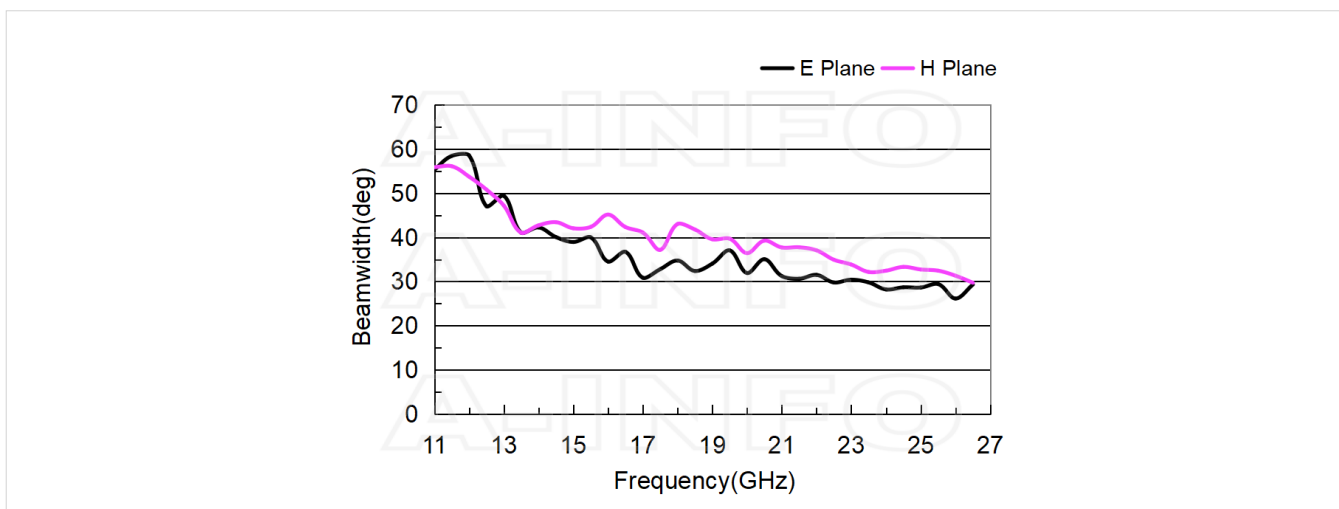
Cross Polarization Isolation



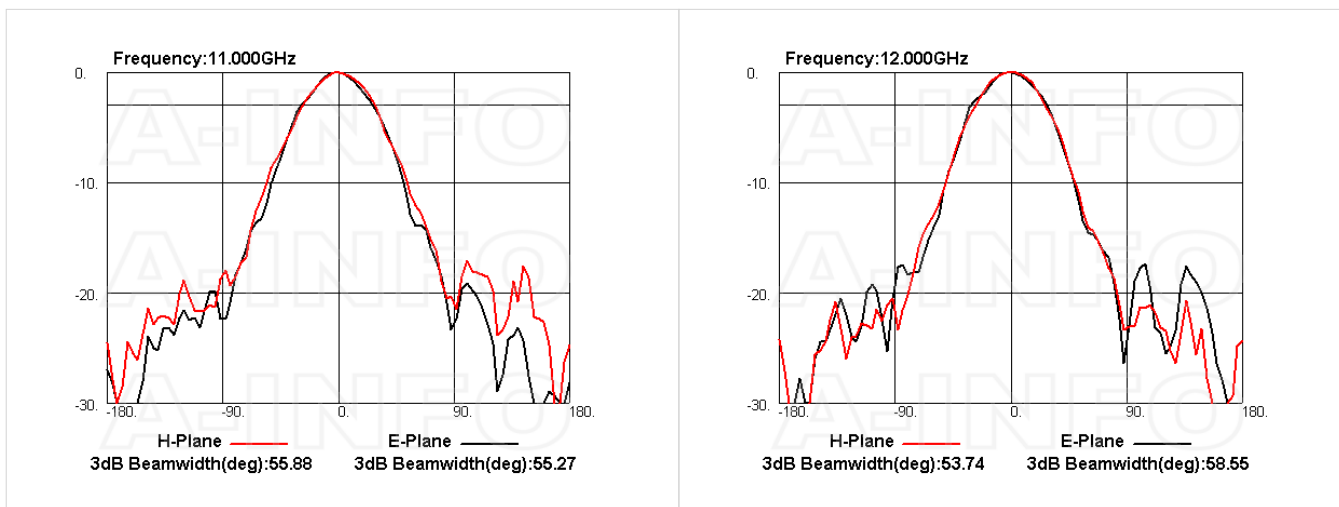
VSWR

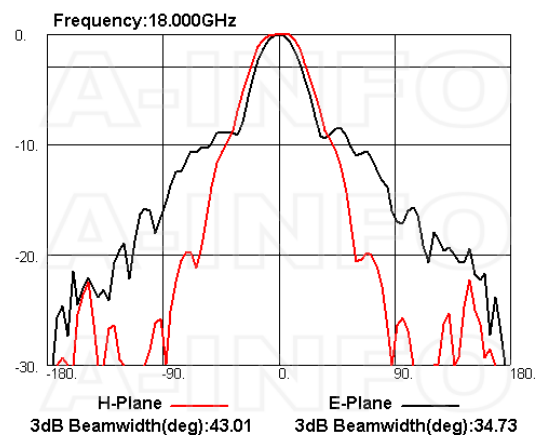
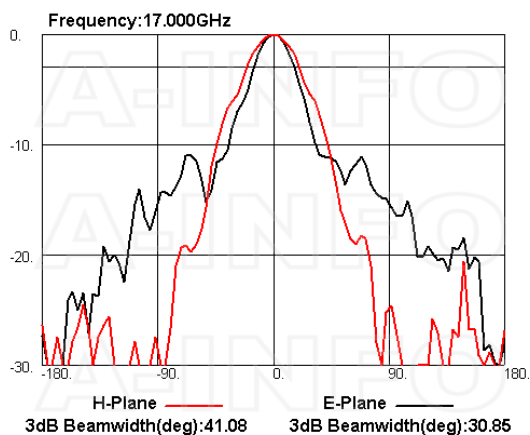
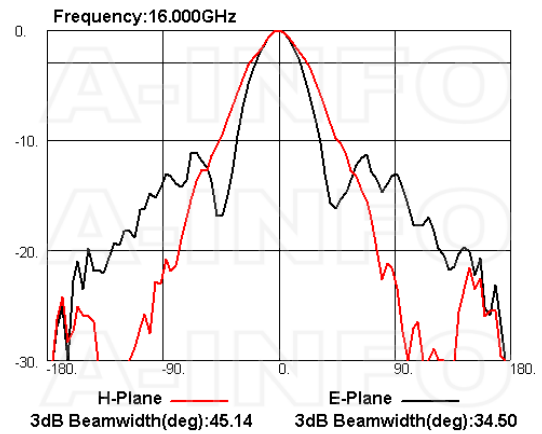
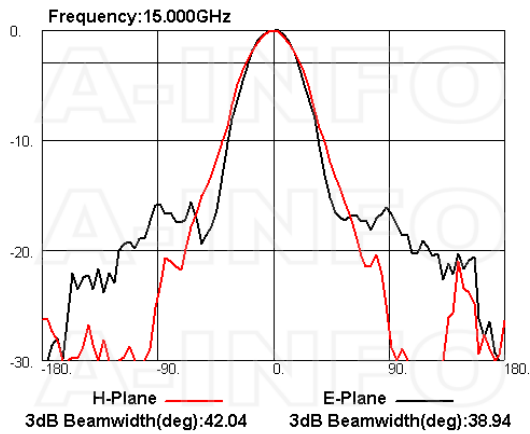
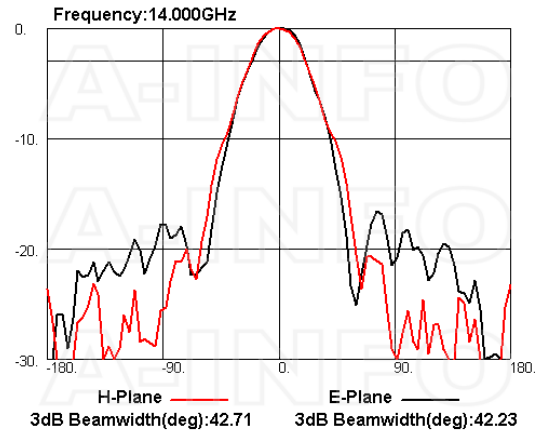
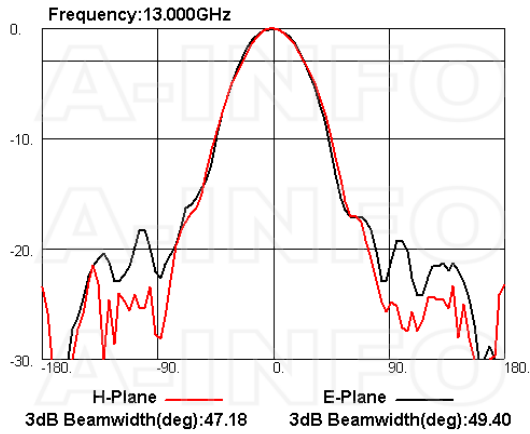


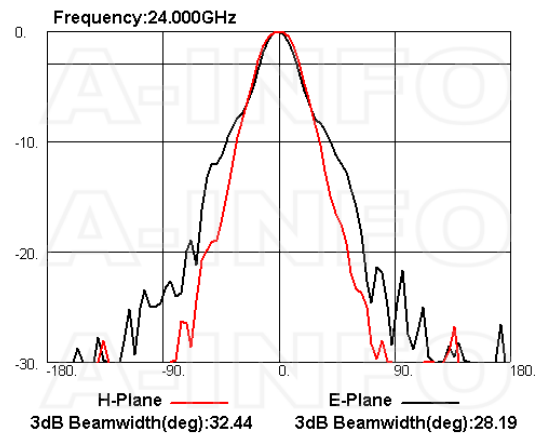
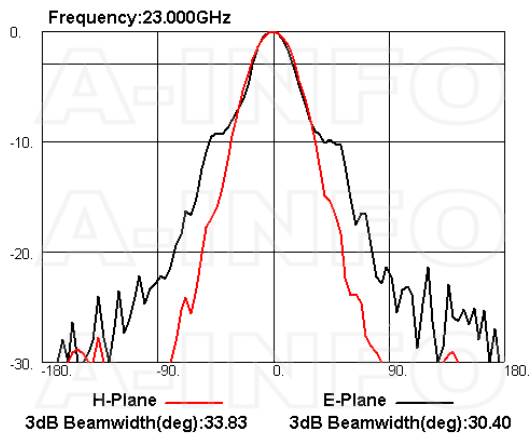
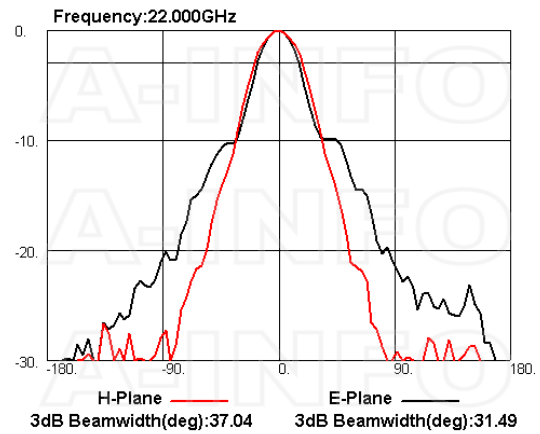
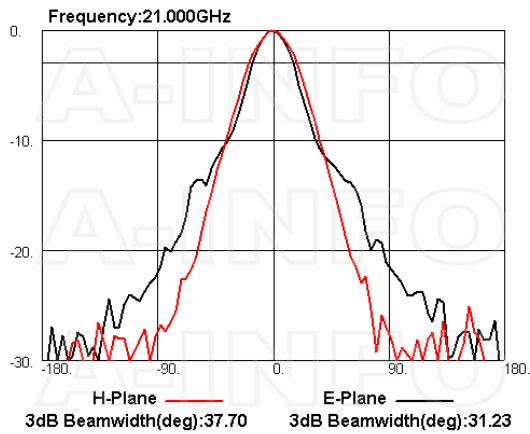
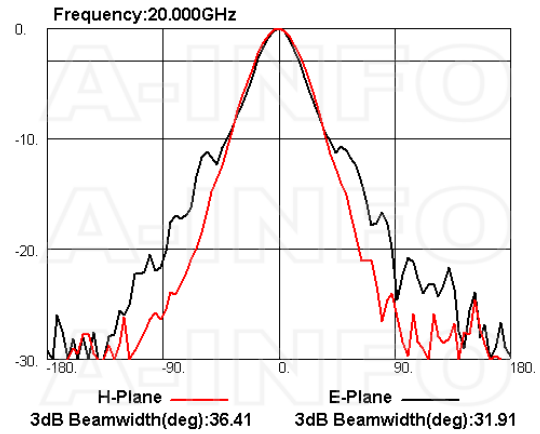
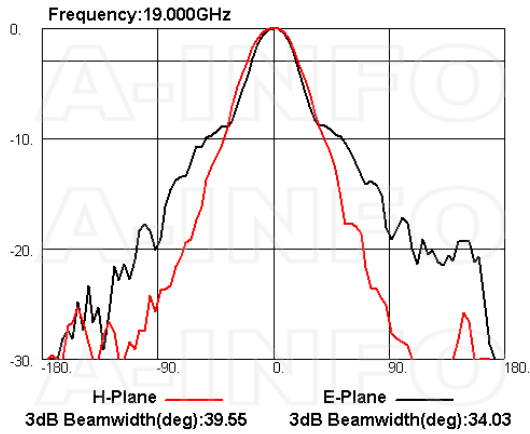
Beamwidth

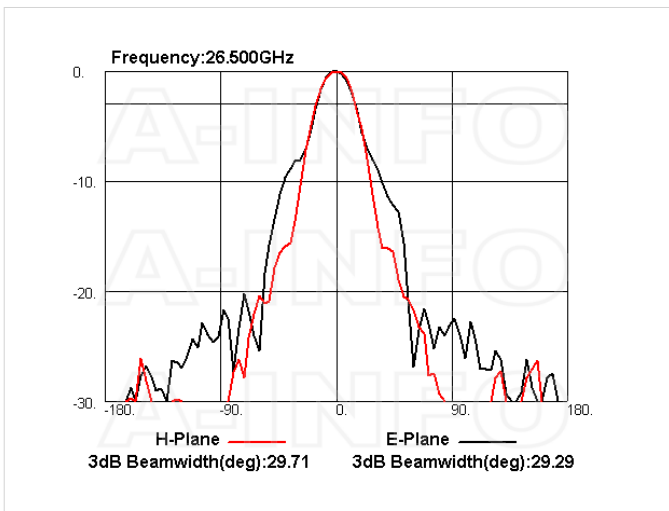
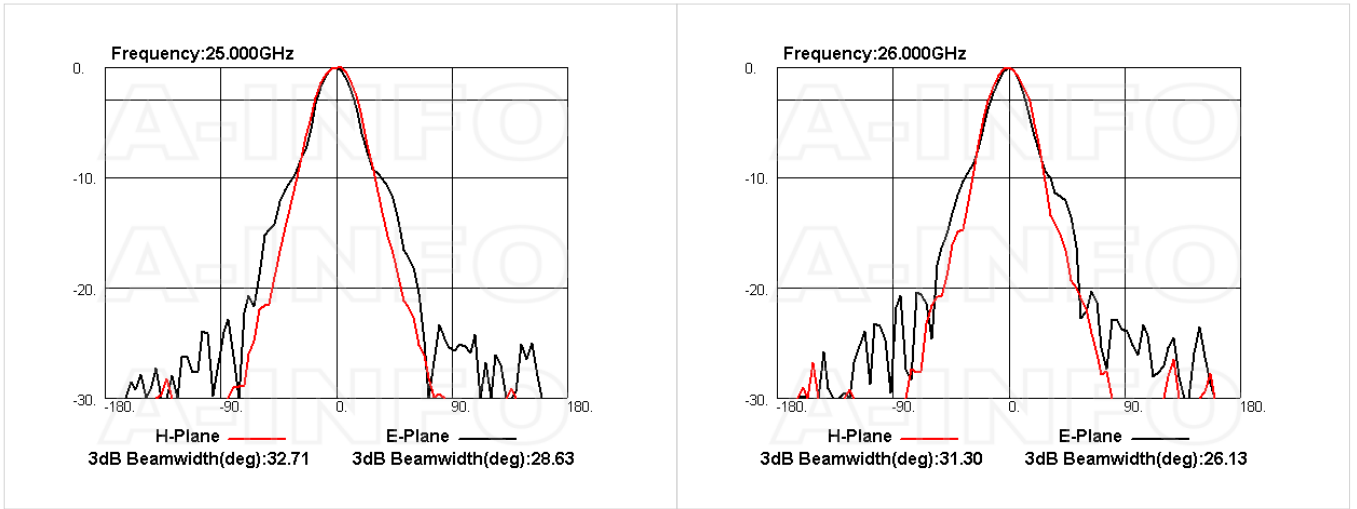


Pattern









Related Products



110DRWCAS_Cu Right Angle Double Ridge Waveguide to Coaxial Adapter 11-26.5GHz WRD110 to SMA Female



110DRWECAS_Cu Endlaunch Double Ridge Waveguide to Coaxial Adapter 11-26.5GHz WRD110 to SMA Female


Similar Products



LB-110265-10-A Multi Octave Horn Antenna 11-26.5GHz 10dB Gain Double Ridge Waveguide Interface



LB-110265-10-C-SF Multi Octave Horn Antenna 11-26.5GHz 10dB Gain SMA Female



LB-110265-10-C-SFSP0 Multi Octave Horn Antenna 11-26.5GHz 10dB Gain SMA Female

About this Datasheet

<ul style="list-style-type: none"> ● Product Information Product Link: https://www.ainfoinc.com/lb-110265-10-aspo-multi-octave-horn-antenna-11-26-5-ghz-10db-gain-fpwr110c24 Data subject to change without notice. © A-INFO INC. 2024. All Rights Reserved 	<ul style="list-style-type: none"> ● Contact Us Address: 60 Tesla, Irvine, CA 92618, USA Website: www.ainfoinc.com Email: sales@ainfoinc.com 	<ul style="list-style-type: none"> ● Phone & Fax Phone: +1-949-639-9688 +1-949-639-9608 Fax: +1-949-639-9670
---	--	---