




## K-Band Fixed Attenuator, 4 dB, 35 Watts, High Power

### Description:

**Model STA-04-42-F1-H-2** is a 35 watt fixed attenuator that is used in millimeterwave systems and operates from 18.0 to 26.5 GHz. The attenuator has a nominal fixed attenuation value of 4 dB across the entire K band. The attenuator is uniquely designed and fabricated for full waveguide band applications and displays a flat frequency response across the full bandwidth. Various attenuation values are available under different model numbers.



### Features:

- Full Band Coverage
- High Power

### Applications:

- Test Lab
- Instrumentations
- System Integration

### Electrical Specifications:

Parameter	Minimum	Typical	Maximum
RF Frequency Range	18.0 GHz		26.5 GHz
Attenuation		4 dB	
Return Loss		14 dB	
Power Handling			35 W (CW)
Specification Temperature		+25°C	
Operating Temperature	-40°C		+85°C

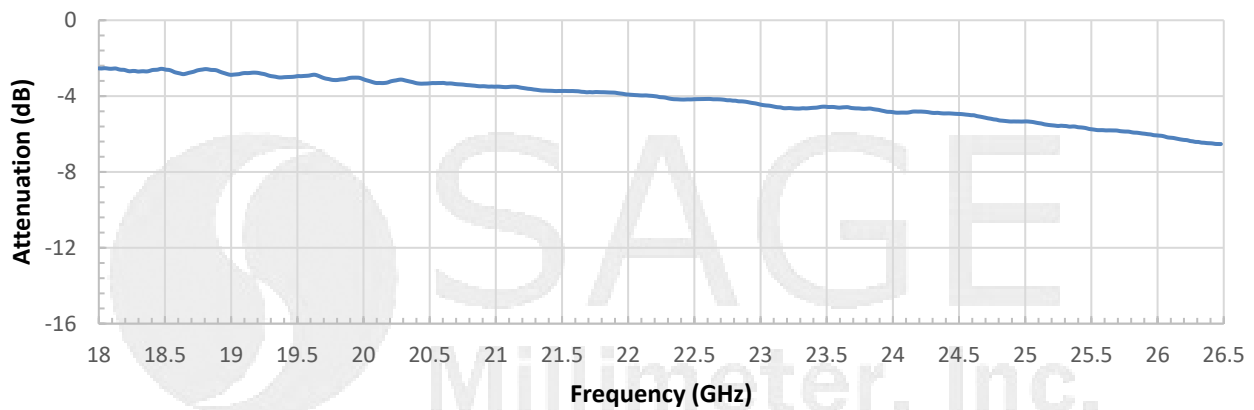
### Mechanical Specifications:

Item	Specification
RF Input	WR-42 Waveguide with UG-595/U Compatible Choke Flange
RF Output	WR-42 Waveguide with UG-595/U Compatible Choke Flange
Setting	Fixed
Insertion Length	2.5"
Finish	Gold Plated
Weight	3.0 Oz
Outline	TK-TA-FK-VS1

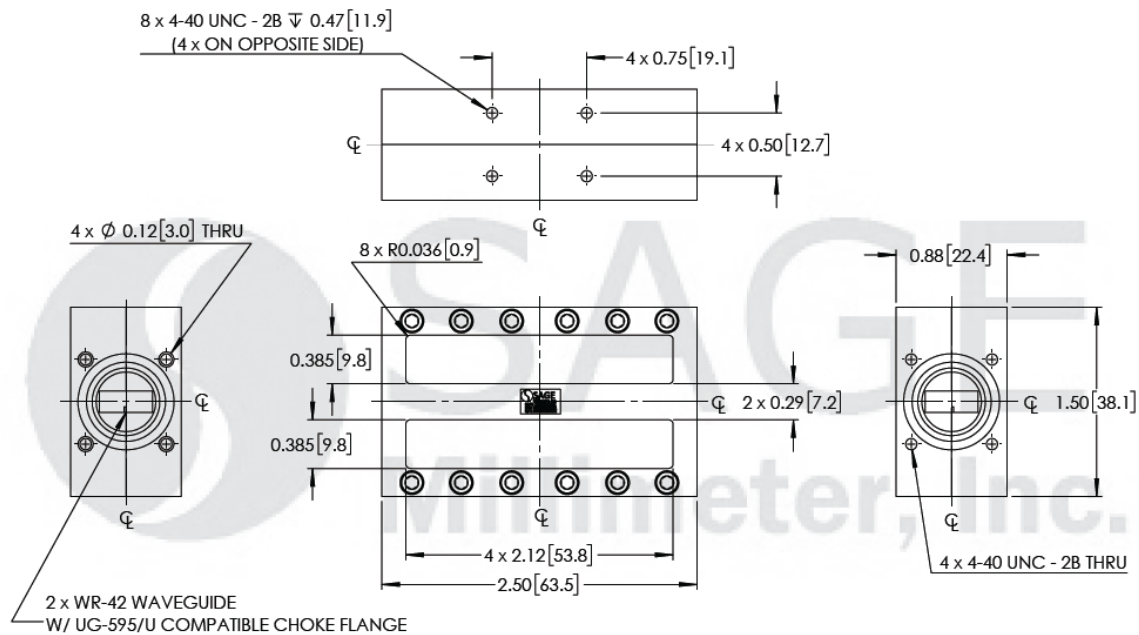


## K-Band Fixed Attenuator, 4 dB, 35 Watts, High Power

### Typical Performance vs Frequency



**Mechanical Outline:** (Unless otherwise specified, all dimensions are in inches [millimeters])



#### Note:

- All data presented is collected from a sample lot. Actual data may vary unit to unit, slightly.
- All testing was performed under +25 °C case temperature.
- SAGE Millimeter, Inc. reserves the right to change the information presented without notice.
- **Part must be attached to heat sink or cold plate in order to dissipate enough heat to handle 35 Watts.**

#### Caution:

- RF power should never exceed 35 W.
- Any foreign objects in the waveguide will cause performance degradation and may damage the device.

