

STA-03-12-F1-C-1.2

E-Band Fixed Attenuator, 3 dB, Insertion Length 1.2”

STA-03-12-F1-C-1.2 is a compact fixed attenuator with insertion length of 1.2”. The attenuator is used in millimeterwave systems and operates from 60 to 90 GHz. The attenuator has a fixed attenuation value of 3 dB at the center frequency, 75 GHz. While the attenuator is designed and fabricated for full waveguide band applications, the attenuation value of this model does show a minor slope within the band due to its distinct mechanical configuration. Various attenuation values are available under different model numbers.



Electrical Specifications:

Parameter	Minimum	Typical	Maximum
Frequency	60 GHz		90 GHz
Attenuation @ 75 GHz		3 dB	
Return Loss		20 dB	
Power Handling			0.5 W(CW)
Specification Temperature		+25°C	
Operating Temperature	-40°C		+85°C

Mechanical Specifications:

Item	Specification
RF Ports	WR-12 Waveguide with UG-387/U Anti-Cocking Flange
Setting	Fixed
Material	Aluminum
Finish	Gold Plated
Weight	0.38 Oz
Insertion Length	1.2”
Outline	TA-FE-1.2-A

ECCN

EAR99

FEATURES

- Full Band Coverage
- Low Cost
- Accurate Attenuation Value at Center Frequency
- Compact Design

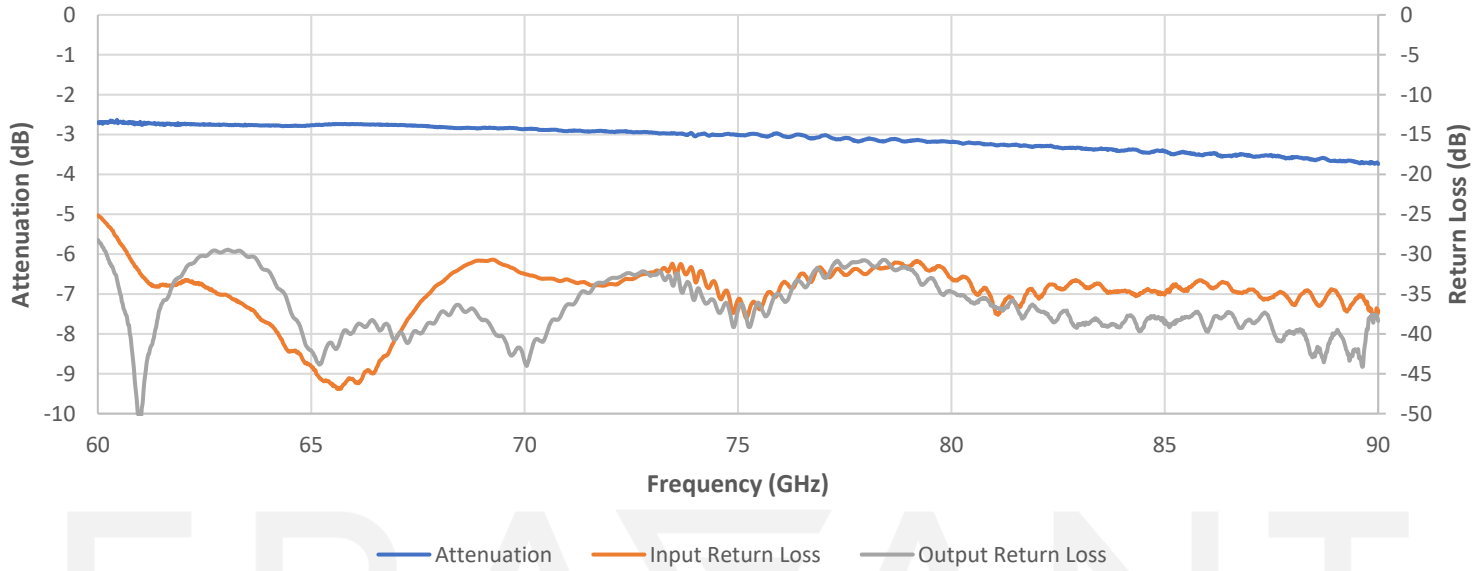
APPLICATIONS

- Test Lab
- Instrumentations
- System Integration

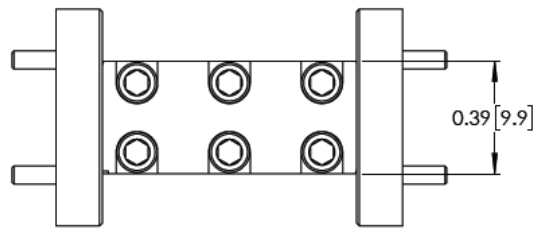
SUPPLEMENTAL DETAILS



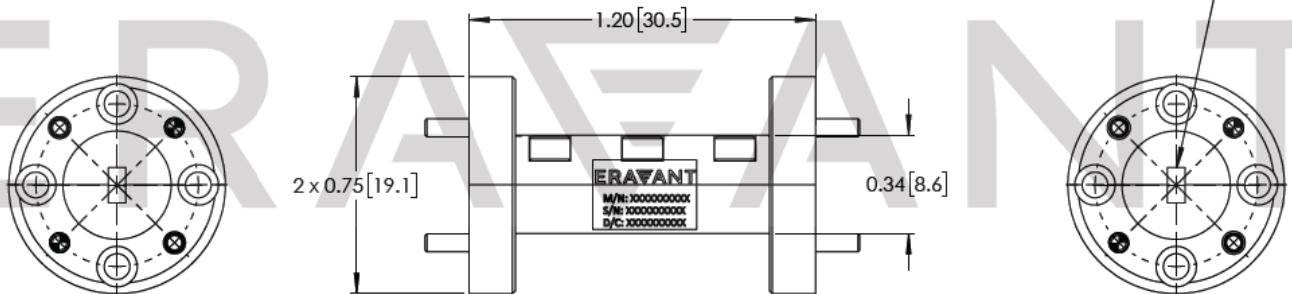
Typical Performance vs. Frequency



Mechanical Outline: (Unless otherwise specified, all dimensions are in inches [millimeters])



2 x WR-12 WAVEGUIDE
W/ UG-387/U ANTI-COCKING FLANGE



MAKING MILLIMETERWAVE ACCESSIBLE

NOTE:

- All data presented is collected from a sample lot. Actual data may vary unit to unit slightly.
- All testing was performed under +25 °C case temperature.
- Eravant reserves the right to change the information presented without notice.
- Other mechanical configurations are available under different model numbers.

CAUTION:

- Exceeding absolute maximum ratings will damage the device.
- Any foreign objects in the waveguide will cause performance degradation and may damage the device.

