

## SAT-FF-08008-S1

### WR-08 Orthomode Transducer, 90 to 140 GHz, Square Waveguide

**SAT-FF-08008-S1** is a WR-08 orthomode transducer (OMT) that operates between 90 and 140 GHz. The OMT separates a circular or elliptical polarized waveform into two linear, orthogonal waveforms or combines two linear polarized waveforms into one circular or elliptical polarized waveform or vice versa. The OMT also supports either vertical or horizontal polarized waveguide forms. The OMT shows high port isolation while providing a low insertion loss. The OMT is configured with a 0.080" x 0.080" square waveguide for the antenna port and two WR-08 waveguides for the horizontal and vertical ports. All ports have standard UG-387/U-M anti-cocking flanges and 4-40 threaded holes.



#### Electrical Specifications:

Parameter	Minimum	Typical	Maximum
Frequency Range	90 GHz		140 GHz
Insertion Loss (A to V Port)		0.5 dB	
Insertion Loss (A to H Port)		0.5 dB	
Isolation (V to H Port)		40 dB	
Return Loss (H Port)		15 dB	
Return Loss (V Port)		15 dB	
Return Loss (A Port, Vertical)		15 dB	
Return Loss (A Port, Horizontal)		15 dB	
Specification Temperature		+25°C	
Operating Temperature	-40°C		+85°C

#### Mechanical Specifications:

Item	Specification
Antenna Port	0.080" x 0.080" Square Waveguide
Horizontal and Vertical Ports	WR-08 Waveguide
Flange Type	UG-387/U-M Anti-Cocking Flange
Material and Finish	Gold Plated Aluminum
Weight	1.2 Oz
Outline	AT-FS-080-F-A

#### ECCN

EAR99

#### FEATURES

- High Isolation
- Low Insertion Loss
- Full Band Performance

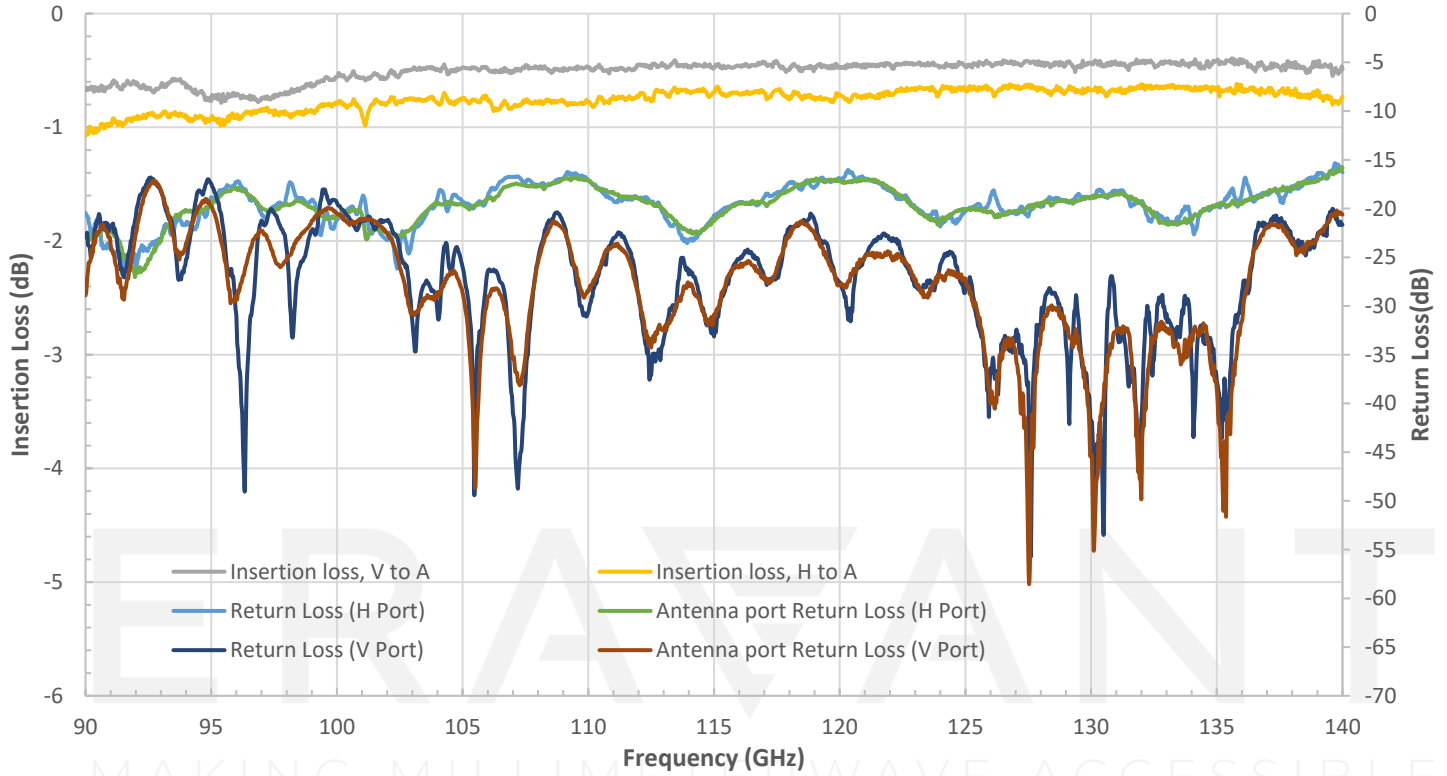
#### APPLICATIONS

- Radar and Communication Systems
- Antenna Range
- Circular and Linear Waveform Separation and Combination

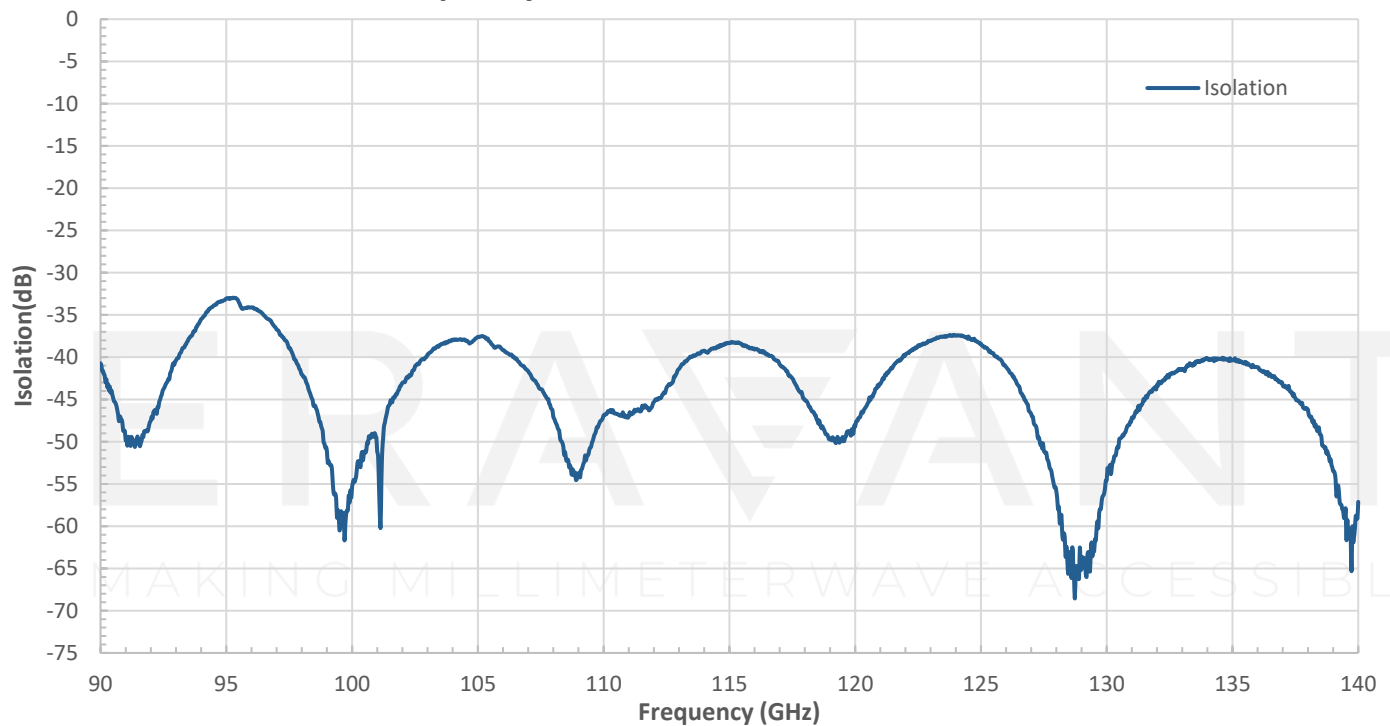
#### SUPPLEMENTAL DETAILS



### Measured Insertion Loss, Return Loss Vs Frequency



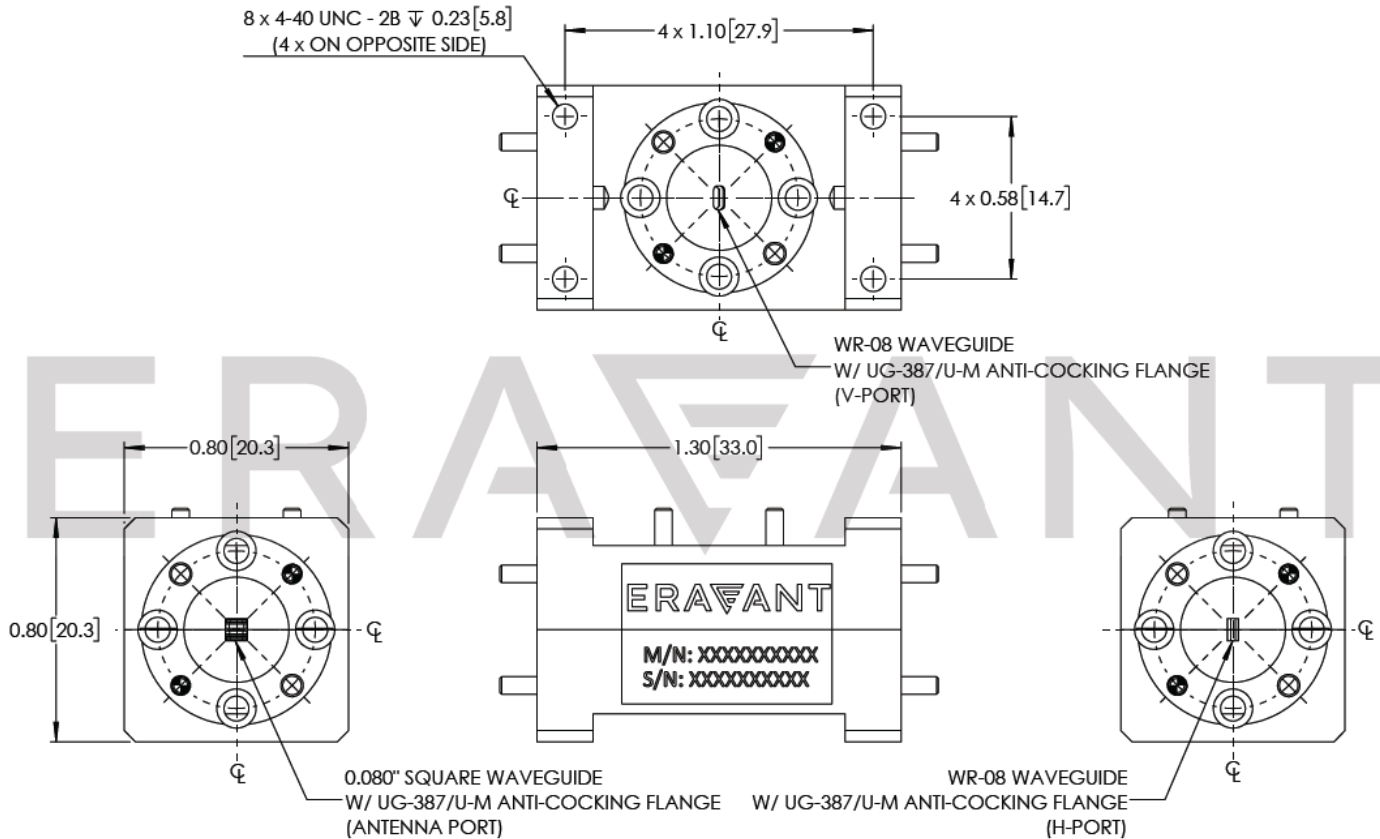
### Measured Isolation Vs Frequency



## SAT-FF-08008-S1

### Mechanical Outline:

Unless otherwise specified, all dimensions are in inches [millimeters]



### NOTE:

- Test data provided is collected from a sample lot. Actual data may vary slightly from unit to unit. All testing is performed under +25 °C room temperature.
- Eravant reserves the right to change the information presented without notice.

### CAUTION:

- Any foreign objects in the waveguide will cause performance degradation and may damage or destroy the unit.

MAKING MILLIMETERWAVE ACCESSIBLE