

A-INFO Microwave

Antenna Products

Follow A-INFO INC



- Horn Antenna
- Spiral Antenna
- Microstrip Antenna
- Log Periodic Antenna
- Discone-Type Antenna
- Bi-Conical Antenna



Content

ANTENNA PRODUCT OVERVIEW.....	1
1. CATEGORY: FREQUENCY, POLARIZATION, DIRECTIVITY.....	1
2. CATEGORY: APPLICATION.....	4
BROADBAND HORN ANTENNA.....	11
OCTAVE HORN ANTENNA.....	15
MULTI OCTAVE HORN ANTENNA.....	18
DUAL POLARIZATION HORN ANTENNA.....	26
1. BROADBAND DUAL POLARIZATION HORN ANTENNA.....	26
2. CONICAL DUAL POLARIZATION HORN ANTENNA.....	28
3. OPEN BOUNDARY QUAD-RIDGED HORN ANTENNA.....	29
4. OPTIONS FOR DUAL POLARIZATION HORN ANTENNA.....	30
STANDARD GAIN HORN ANTENNA.....	33
DIAGONAL HORN ANTENNA.....	56
OPEN ENDED WAVEGUIDE PROBES.....	63
1. RECTANGULAR WAVEGUIDE PROBES WITH WAVEGUIDE INTERFACE.....	64
2. RECTANGULAR WAVEGUIDE PROBES WITH WAVEGUIDE INTERFACE, EQUIPPED WITH ABSORBER.....	65
3. RECTANGULAR WAVEGUIDE PROBES WITH RIGHT ANGLE COAXIAL OUTPUT.....	66
4. RECTANGULAR WAVEGUIDE PROBES WITH RIGHT ANGLE COAXIAL OUTPUT, EQUIPPED WITH ABSORBER.....	69
5. RECTANGULAR WAVEGUIDE PROBES WITH ENDLAUNCH COAXIAL OUTPUT.....	72
6. RECTANGULAR WAVEGUIDE PROBES WITH ENDLAUNCH COAXIAL OUTPUT, EQUIPPED WITH ABSORBER.....	74
DUAL POLARIZATION WAVEGUIDE PROBES.....	76
1. DUAL POL. WAVEGUIDE PROBES WITH WAVEGUIDE INTERFACE.....	77
2. DUAL POL. WAVEGUIDE PROBES WITH WAVEGUIDE INTERFACE, EQUIPPED WITH ABSORBER.....	78
3. DUAL POL. WAVEGUIDE PROBES WITH RIGHT ANGLE COAXIAL INTERFACE.....	79
4. DUAL POL. WAVEGUIDE PROBES WITH RIGHT ANGLE COAXIAL INTERFACE, EQUIPPED WITH ABSORBER.....	82
5. DUAL POL. WAVEGUIDE PROBES WITH V PORT ENDLAUNCH COAXIAL INTERFACE.....	85
6. DUAL POL. WAVEGUIDE PROBES WITH V PORT ENDLAUNCH COAXIAL INTERFACE, EQUIPPED WITH ABSORBER.....	87
CONICAL HORN ANTENNA.....	89
1. CONICAL HORN WITH EIA STANDARD CIRCULAR WG INTERFACE.....	90
2. CONICAL HORN WITH OTHER CIRCULAR WG INTERFACE.....	92
3. CONICAL HORN WITH RECTANGULAR WG TRANSITION - LINEAR POLARIZATION.....	94
4. CONICAL HORN WITH INTEGRATED RECTANGULAR WG TRANSITION - LINEAR POLARIZATION.....	99
5. CONICAL HORN WITH POLARIZER AND RECTANGULAR WG TRANSITION - CIRCULAR POLARIZATION.....	100
6. CONICAL HORN WITH ORTHO-MODE TRANSDUCER (OMT) - DUAL LINEAR POLARIZATION....	104
7. CONICAL HORN WITH POLARIZER AND ORTHO-MODE TRANSDUCER (OMT) - DUAL CIRCULAR POLARIZATION.....	114
CORRUGATED CONICAL HORN ANTENNA.....	117

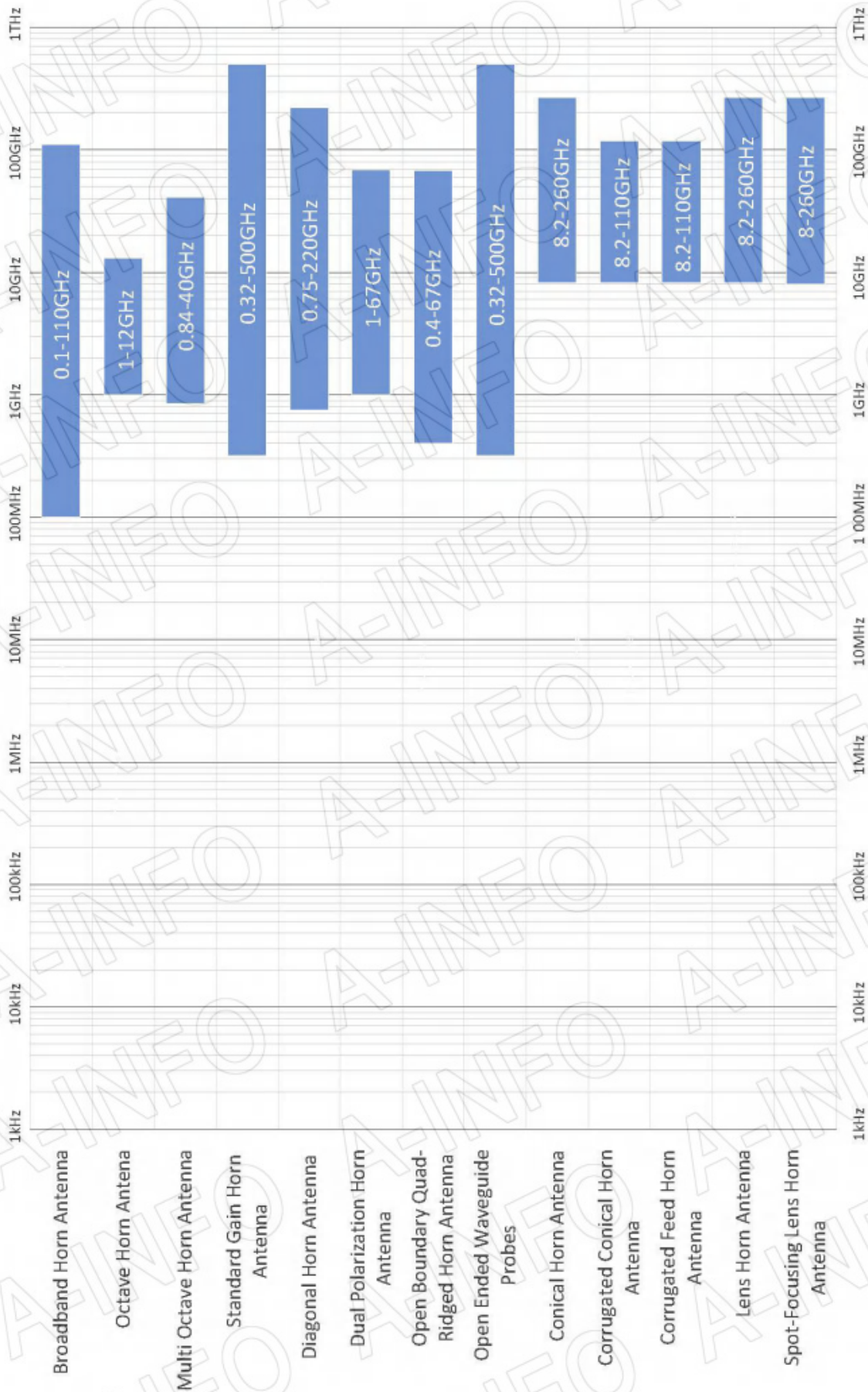
CORRUGATED FEED HORN ANTENNA.....	140
1. CORRUGATED FEED HORN ANTENNAS WITH WAVEGUIDE AND COAXIAL INTERFACE.....	141
2. CORRUGATED FEED HORN ANTENNAS WITH WAVEGUIDE AND COAXIAL INTERFACE, EQUIPPED WITH ABSORBER.....	145
3. CORRUGATED FEED HORN ANTENNAS WITH WAVEGUIDE AND COAXIAL INTERFACE, DUAL LINEAR POLARIZATION.....	149
4. CORRUGATED FEED HORN ANTENNAS WITH WAVEGUIDE AND COAXIAL INTERFACE, DUAL LINEAR POLARIZATION, EQUIPPED WITH ABSORBER.....	152
LENS HORN ANTENNA.....	155
SPOT-FOCUSING LENS HORN ANTENNA.....	157
CASSEGRAIN.....	160
CAVITY BACKED SPIRAL ANTENNA.....	162
CONICAL LOG SPIRAL ANTENNA.....	165
HELICAL ANTENNA.....	166
MICROSTRIP ARRAY ANTENNA.....	167
MICROSTRIP OMNI ANTENNA.....	168
LOG PERIODIC ANTENNA.....	169
1. LINEAR POLARIZATION.....	169
2. DUAL LINEAR POLARIZATION.....	172
DISCONE-TYPE ANTENNA.....	173
BI-CONICAL ANTENNA.....	174
RADAR TRIHEDRAL CORNER REFLECTOR.....	175
ANTENNA ACCESSORIES.....	176

Antenna Product Overview

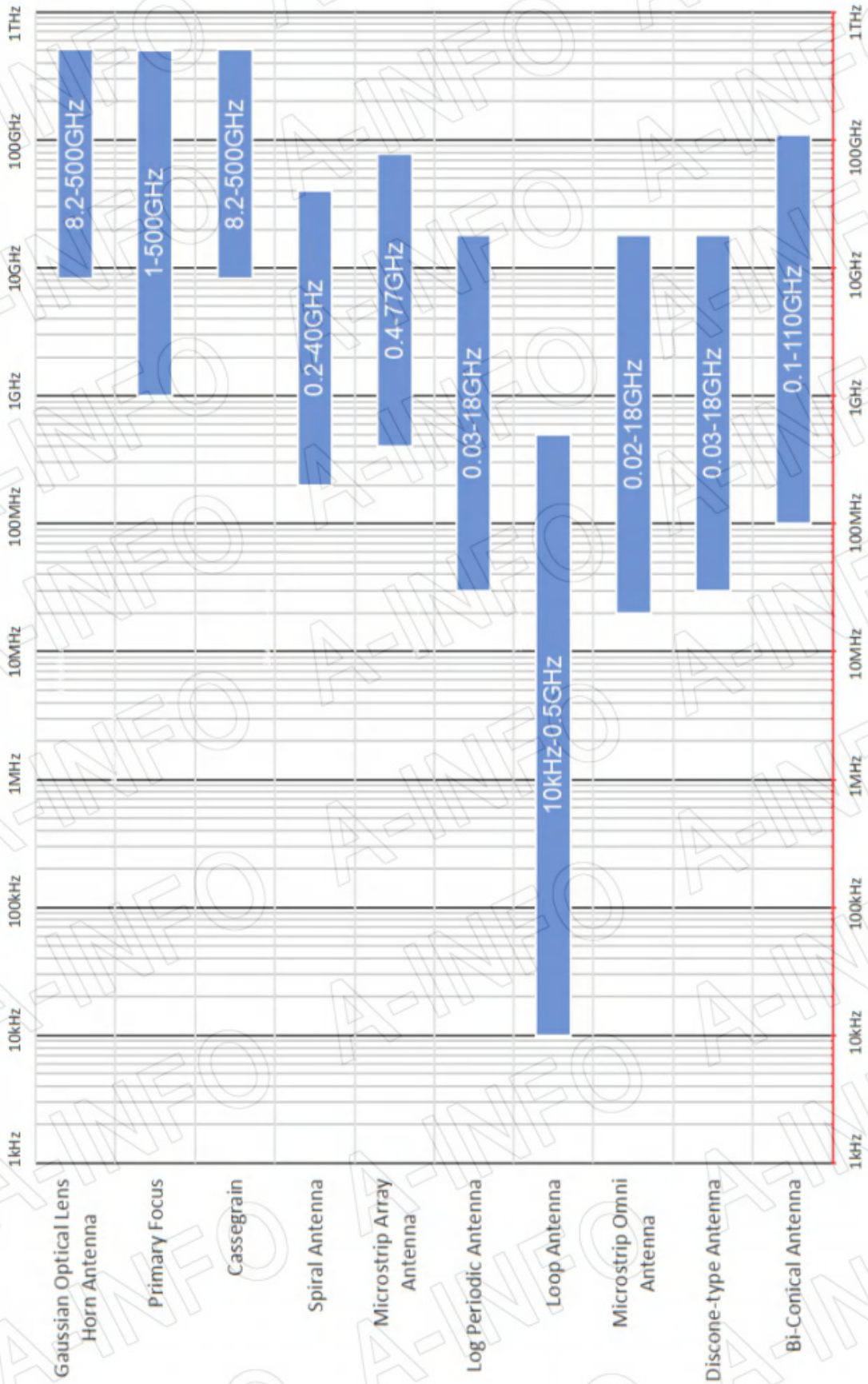
1. Category: Frequency, Polarization, Directivity

Antenna Type	Frequency(GHz)	Polarization	Directivity
Broadband Horn Antenna	0.1 ~ 110	Linear	Directional
Octave Horn Antena	1 ~12	Linear	Directional
Multi Octave Horn Antenna	0.84 ~ 40	Linear	Directional
Standard Gain Horn Antenna	0.32 ~ 750	Linear	Directional
Diagonal Horn Antenna	0.75 ~ 220	Linear	Directional
Dual Polarization Horn Antenna	1 ~ 67	Dual Linear	Directional
Open Boundary Quad-Ridged Horn Antenna	0.4 ~ 67	Dual Linear	Directional
Options for Dual Polarization Horn Antenna	(It is determined by the dual polarization antenna used)	LHCP / RHCP, Dual Circular, Vertical/ Horizontal/ LHCP/ RHCP Switchable	Directional
Open Ended Waveguide Probes	0.32 ~ 750	Linear/Dual Linear	Directional
Conical Horn Antenna	8.2 ~ 110	Linear/Dual Linear/Circular	Directional
Corrugated Conical Horn Antenna	8.2 ~ 110	Linear/Dual Linear/Circular	Directional
Corrugated Feed Horn Antenna	8.2 ~ 110	Linear/Dual Linear	Directional
Lens Horn Antenna	7.9 ~ 112	Linear/Dual Linear/Circular	Directional
Spot-Focusing Lens Horn Antenna	7.9 ~ 112	Linear	Directional
Gaussian Optical Lens Horn Antenna	Customized, 8.2~500	Linear/Circular	Directional
Prime Focus Parabolic Antenna	Customized, 1~500	Linear/Circular	Directional
Cassegrain	Customized, 8.2~500	Linear/Circular	Directional
Cavity Backed Spiral Antenna	0.5 ~ 40	LHCP / RHCP	Directional
Conical Log Spiral Antenna	0.2 ~ 10	LHCP / RHCP	Directional
Helical Antenna	1 ~ 18	LHCP / RHCP	Directional
Microstrip Array Antenna	0.4 ~ 77	Linear/Dual Linear/Circular	Directional
Log Periodic Antenna	0.02 ~ 18	Linear/Dual Linear/Circular	Directional
Loop Antenna	0.00001 ~ 0.5	Linear	Directional
Microstrip Omni Antenna	0.02 ~ 18	Linear	Omnidirectional
Discone-type Antenna	0.03 ~ 18	Linear	Omnidirectional
Bi-Conical Antenna	0.1 ~ 110	Linear	Omnidirectional
Radar Trihedral Corner Reflector	Customized		

Selection Chart 1




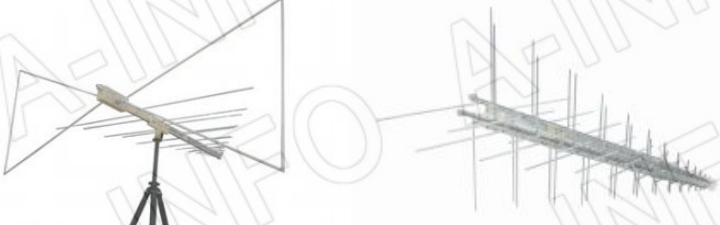




Selection Chart 2









2. Category: Application

Applications	Antenna Type	Photo	
Illumination of Anechoic Chamber	Broadband Horn Antenna		
	Octave Horn Antenna		
	Multi Octave Horn Antenna		
	Broadband Dual Polarization Horn Antenna		
	Standard Gain Horn Antenna		
	Open Boundary Quad-Ridged Horn Antenna		

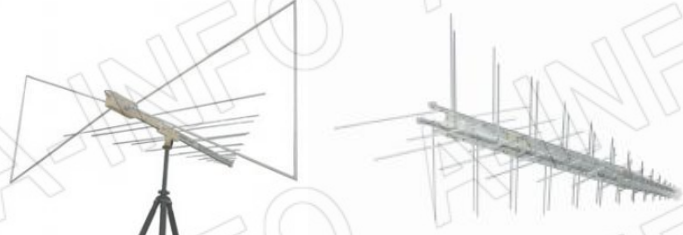




A - I N F O

Applications	Antenna Type	Photo
Illumination of Anechoic Chamber	Open Ended Waveguide Probes (Linear&Dual Linear)	
	Log Periodic Antenna (Linear&Dual Linear)	
Near Field Test	Open Ended Waveguide Probes (Linear&Dual Linear)	
	Open Boundary Quad-Ridged Horn Antenna	
Compact Antenna Test Range	Corrugated Feed Horn Antenna (Linear&Dual Linear)	
5G Millimeter Wave Test	Broadband Horn Antenna	

Applications	Antenna Type	Photo
5G Millimeter Wave Test	Standard Gain Horn Antenna	
	Dual Polarization Horn Antenna	
	Open Ended Waveguide Probes (Linear&Dual Linear)	
	Conical Horn Antenna (Linear &Dual Linear& Circular)	
	Corrugated Conical Horn Antenna (Linear &Dual Linear& Circular)	
	Corrugated Feed Horn Antenna (Linear&Dual Linear)	

Applications	Antenna Type	Photo
Free Space Material Measurements	Broadband Horn Antenna	
	Lens Horn Antenna (Linear & Dual Linear & Circular)	
	Spot-Focusing Lens Horn Antenna	
Low sidelobe & Symmetrical Radiation Pattern	Diagonal Horn Antenna	
	Conical Horn Antenna (Linear & Dual Linear & Circular)	
	Corrugated Conical Horn Antenna (Linear & Dual Linear & Circular)	

Applications	Antenna Type	Photo
Omni-directional Antenna	Microstrip Omni Antennas	
	Discone-type Antennas	
	Bi-Conical Antenna	
Radar Cross Section	Radar Trihedral Corner Reflector	
Electronic Warfare	Cavity Backed Spiral Antennas (RHCP&LHCP)	

Applications	Antenna Type	Photo
Electronic Warfare	Log Periodic Antenna (Linear&Dual Linear)	
	Discone-type Antennas	
	Bi-Conical Antenna	
	Multi Octave Horn Antenna	
	Broadband Horn Antenna	

Applications	Antenna Type	Photo
High Gain Antenna	Lens Horn Antenna (Linear & Dual Linear & Circular)	
	Gaussian Optical Lens Horn Antenna (Linear & Circular)	
	Prime Focus Parabolic Antenna (Linear & Circular)	
	Cassegrain (Linear & Circular)	

Broadband Horn Antenna



The LB series broadband waveguide horn antennas are linearly polarized and provide an efficient low cost means of making broadband measurements. A-INFO's horn antenna can cover from 100MHz to 110GHz frequency range. These horns are ideally suited for EMI testing, direction finding, surveillance, antenna gain and pattern measurements and other applications. The LB series horn antennas have high gain, over octave bandwidths, low VSWR and advantages of small size and light weight.

Also we provide specific gain horn antennas according to customers' requirement.


Model	Freq.(GHz)	Pol.	Gain,Typ (dBi)	VSWR, Typ	Connector	Power Handling (W) CW	Size (mm)
LB-110-NF	0.1-1.0	Linear	8	2.5	N-F	800	2250 x 2154 x 1423
LB-225-NF	0.2-2.5	Linear	12	2.0	N-F	800	967 x731 x 902
LB-225-7/16F					7/16 DIN-F	800	967 x731 x 902
LB-230-NF	0.2-3.0	Linear	10	2.0	N-F	800	-
LB-230-7/16F					7/16 DIN-F	800	-
LB-460-NF	0.4-6.0	Linear	10	1.5	N-F	500	492 x 320 x 436
LB-460-NFSPO							532x340x443
LB-530-NF	0.5-3.0	Linear	11	1.5	N-F	500	435 x 288 x 348
LB-530-NFSPO							453x305x355
LB-560-NF	0.5-6.0	Linear	11	1.5	N-F	500	435 x 288 x 348
LB-560-NFSPO							453x305x355
LB-5300-KF	0.5-30.0	Linear	12	1.5	2.92mm-F	20	368.5x264.6x328
LB-5300-2.4F					2.4mm-F	10	368.5x264.6x328
LB-5400-KF	0.5-40.0	Linear	12	1.6	2.92mm-F	20	368.5x264.6x328
LB-5400-2.4F					2.4mm-F	10	368.5x264.6x328
LB-5500-2.4F	0.5-50.0	Linear	12	1.8	2.4mm-F	10	368.5x264.6x328
LB-660-NF	0.6-6.0	Linear	11	1.5	N-F	500	435 x 288 x 348
LB-660-NFSPO							453x305x355
LB-780-NF	0.7-8.0	Linear	10	2.0	N-F	300	284x183x252
LB-780-NFSPO							300x200x259
LB-780-SF					SMA-F	50	284x183x252
LB-780-SFSPO							300x200x259

Model	Freq.(GHz)	Pol.	Gain, Typ (dBi)	VSWR, Typ	Connector	Power Handling (W) CW	Size (mm)
LB-7180-NF	0.7-18.0	Linear	12	2.0	N-F	300	244 x 160.5 x 228
LB-7180-NFSPO							256×172.5×233
LB-7180-SF					SMA-F	50	244 x 160.5 x 228
LB-7180-SFSPO							256×172.5×233
LB-880-NF	0.8-8.0	Linear	10	1.5	N-F	300	284×183×252
LB-880-NFSPO							300×200×259
LB-880-SF					SMA-F	50	284×183×252
LB-880-SFSPO							300×200×259
LB-8180-NF	0.8-18.0	Linear	12	1.5	N-F	300	244×160.5×228
LB-8180-NFSPO							256×172.5×233
LB-8180-SF					SMA-F	50	244×160.5×228
LB-8180-SFSPO							256×172.5×233
LB-8300-KF	0.8-30.0	Linear	12	1.5	2.92mm-F	20	244.5×144.3×201
LB-8300-2.4F					2.4mm-F	10	244.5×144.3×201
LB-8400-KF	0.8-40.0	Linear	12	1.5	2.92mm-F	20	244.5×144.3×201
LB-8400-2.4F					2.4mm-F	10	244.5×144.3×201
LB-8440-2.4F	0.8-44.0	Linear	12	1.5	2.4mm-F	10	244.5×144.3×201
LB-8500-2.4F	0.8-50.0	Linear	12	1.5	2.4mm-F	10	244.5×144.3×201
LB-1025-NF	1.0-2.5	Linear	15	1.5	N-F	500	586×436×769
LB-1025-NFSPO							602×452×773
LB-1025-SF					SMA-F	50	586×436×769
LB-1025-SFSPO							602×452×773
LB-1025-7/16F					7/16 DIN-F	500	586×436×769
LB-1025-7/16FSPO							602×452×773
LB-1080-NF	1.0-8.0	Linear	11	1.5	N-F	300	244×160×204
LB-1080-NFSPO							256×172.5×208.5
LB-1080-SF					SMA-F	50	244×160×204
LB-1080-SFSPO							256×172.5×208.5
LB-1080-M-NF	1.0-8.0	Linear	10	2.5	N-F	150	85 x 89.5 x 140
LB-1080-M-SF					SMA-F	50	85 x 89.5 x 140
LB-10125-NF	1.0-12.5	Linear	11	1.5	N-F	300	244×160×204
LB-10125-NFSPO							256×172.5×208.5
LB-10125-SF					SMA-F	50	244×160×204
LB-10125-SFSPO							256×172.5×208.5
LB-10180-NF	1.0-18.0	Linear	11	1.5	N-F	300	244×160×204
LB-10180-NFSPO							256×172.5×208.5
LB-10180-SF					SMA-F	50	244×160×204
LB-10180-SFSPO							256×172.5×208.5
LB-10200-SF	1.0-20.0	Linear	11	1.5	SMA-F	50	244×160×204
LB-10200-SFSPO							256×172.5×208.5
LB-10200-NF					N-F	300	244×160×204
LB-10200-NFSPO							256×172.5×208.5

Model	Freq.(GHz)	Pol.	Gain, Typ (dBi)	VSWR, Typ	Connector	Power Handling (W) CW	Size (mm)
LB-2060-H-NF	2.0-6.0	Linear	15	1.3	N-F	500	245×195×407
LB-2060-H-NFSPO							257×207×413
LB-2060-H-SF					SMA-F	50	245×195×407
LB-2060-H-SFSPO							257×207×413
LB-2080-SF	2.0-8.0	Linear	12	1.5	SMA-F	50	103.8×77.9×127
LB-2080-SFSPO							115×88×130
LB-2080-NF					N-F	150	103.8×77.9×127
LB-2080-NFSPO							115×88×130
LB-20180-SF	2.0-18.0	Linear	12	1.5	SMA-F	50	103.8×77.9×127
LB-20180-SFSPO							115×88×130
LB-20180-NF					N-F	150	103.8×77.9×127
LB-20180-NFSPO							115×88×130
LB-20180H-SF	2.0-18.0	Linear	17	1.5	SMA-F	50	183×183×438
LB-20180H-SFSPO							195×183×442.5
LB-20180H-NF					N-F	150	183×183×438
LB-20180H-NFSPO							195×183×442.5
LB-20200-SF	2.0-20.0	Linear	12	1.5	SMA-F	50	103.8×77.9×127
LB-20200-SFSPO							115×88×130
LB-20200-NF					N-F	150	103.8×77.9×127
LB-20200-NFSPO							115×88×130
LB-20200H-SF	2.0-20.0	Linear	17	1.5	SMA-F	50	183×183×438
LB-20200H-SFSPO							195×183×442.5
LB-20200H-NF					N-F	150	183×183×438
LB-20200H-NFSPO							195×183×442.5
LB-20245-SF	2.0-24.5	Linear	13	1.5	SMA-F	50	84×64×127
LB-20245-SFSPO							94.5×74.5×130
LB-20265-SF	2.0-26.5	Linear	13	1.5	SMA-F	50	93.8×63.9×112
LB-20265-SFSPO							104×74×115
LB-20265-3.5F					3.5mm-F	50	93.8×63.9×112
LB-20265-3.5FSP0							104×74×115
LB-40400-KF	4.0-40.0	Linear	13	1.5	2.92mm-F	20	65×51.8×41.8
LB-40400-KFSPO							68×60×50
LB-40400-2.4F					2.4mm-F	10	65×51.8×41.8
LB-40400-2.4FSP0							68×60×50
LB-45500-2.4F	4.5-50.0	Linear	13	1.5	2.4mm-F	10	65×43.8×41.3
LB-45500-2.4FSP0							68×50×41.5
LB-60180-NF	6.0-18.0	Linear	10	1.5	N-F	150	55 x 55.1 x 109
LB-60180-NFSPO							63 x 59.1 x 112
LB-60180-SF					SMA-F	50	55 x 44 x 109
LB-60180-SFSPO							63×52×112
LB-60180-HNF					HP N-F	500	55×50.5×115.3
LB-60180-HNFSPO							63×54.5×118.3

Model	Freq.(GHz)	Pol.	Gain, Typ (dBi)	VSWR, Typ	Connector	Power Handling (W) CW	Size (mm)				
LB-60670-1.85F	6.0-67.0	Linear	13	1.5	1.85mm-F	5	41.3 x 41.3 x 65				
LB-60670-1.85FSPO							41.3 x 41.3 x 68				
LB-80180-SF	8.0-18.0	Linear	10	1.5	SMA-F	50	48 x 39 x 96.7				
LB-80180-SFSPO							56 x 47 x 99.7				
LB-80180-NF					N-F	150	48 x 52.6 x 96.7				
LB-80180-NFSPO							56 x 56.6 x 99.7				
LB-80180-HNF					HP N-F	500	48 x 47.6 x 96.7				
LB-80180-HNFSPO							56 x 51.6 x 99.7				
LB-180400-KF					18.0-40.0	Linear	15	1.5	2.92mm-F	20	32 x 28.6 x 71
LB-180400-KFSPO											38 x 33 x 73
LB-180400-KM	2.92mm-M	20	32 x 28.6 x 71								
LB-180400-2.4F			2.4mm-F	10					32 x 28.6 x 71		
LB-180400-2.4FSPO	38 x 33 x 73										
LB-180400H-KF	18.0-40.0	Linear	20	1.5					2.92mm-F	20	55 x 55 x 113
LB-180400H-KFSPO					55 x 55 x 115.5						
LB-180400H-2.4F					2.4mm-F	10	55 x 55 x 113				
LB-180400H-2.4FSPO							55 x 55 x 115.5				
LB-180450-E2.4F	18.0-45.0	Linear	15	1.5	Endlaunch 2.4mm-F	10	32x27x86.2				
LB-180450H-E2.4F	18.0-45.0	Linear	20	1.5	Endlaunch 2.4mm-F	10	55 x 55 x 128.2				
LB-180500-2.4F	18.0-50.0	Linear	15	1.5	2.4mm-F	10	32 x 29.9 x 71				
LB-180500-2.4FSPO							38 x 33 x 73				
LB-180500H-2.4F	18.0-50.0	Linear	20	1.5	2.4mm-F	10	55 x 55 x 113				
LB-180500H-2.4FSPO							55 x 55 x 115.5				
LB-180550-1.85F	18.0-55.0	Linear	15	1.5	1.85mm-F	5	32 x 30.4 x 71				
LB-180550-1.85FSPO							38 x 33.4 x 73				
LB-180550H-1.85F	18.0-55.0	Linear	20	1.5	1.85mm-F	5	55 x 55 x 113				
LB-180550H-1.85FSPO							55 x 55 x 115.5				
LB-1001100-1.0F	10.0-110.0	Linear	13	1.5	1.0mm-F	4	41.3x41.3x65				
LB-1401100-1.0F	14.0-110.0	Linear	13	1.5	1.0mm-F	4	41.3x41.3x65				
LB-1801100-1.0F	18.0-110.0	Linear	14	1.5	1.0mm-F	4	41.3x41.3x65				

Octave Horn Antenna



The LB series octave horn antennas are linearly polarized and provide an efficient low cost means of making measurements. A-INFO's octave horn antenna can cover from 1GHz to 12GHz frequency range. These horns are ideally suited for EMI testing, direction finding, surveillance, antenna gain and pattern measurements and other applications.

Model	Freq.(GHz)	Pol.	Gain, Typ (dBi)	VSWR, Typ	Connector	Power Handling (W) CW	Size (mm)
LB-OH-650-10-C-NF	1.0-2.0	Linear	10	1.5	N-F	300	315×235×428
LB-OH-650-10-C-NFSPO							331×251×432
LB-OH-650-10-C-SF					7/16 DIN-F	500	315×235×428
LB-OH-650-10-C-SFSPO							331×251×432
LB-OH-650-10-C-7/16F							315×235×428
LB-OH-650-10-C-7/16FSPO							331×251×432
LB-OH-650-15-C-NF	1.0-2.0	Linear	15	1.5	N-F	300	564×424×650
LB-OH-650-15-C-NFSPO							582×442×655
LB-OH-650-15-C-SF					7/16 DIN-F	500	564×424×650
LB-OH-650-15-C-SFSPO							582×442×655
LB-OH-650-15-C-7/16F							564×424×650
LB-OH-650-15-C-7/16FSPO							582×442×655
LB-OH-320-10-C-NF	2.0-4.0	Linear	10	1.5	N-F	300	165×125×257
LB-OH-320-10-C-NFSPO							171×131×260
LB-OH-320-10-C-SF					SMA-F	50	165×125×257
LB-OH-320-10-C-SFSPO							171×131×260
LB-OH-320-15-C-NF	2.0-4.0	Linear	15	1.5	N-F	300	264×204×377
LB-OH-320-15-C-NFSPO							275×215×382


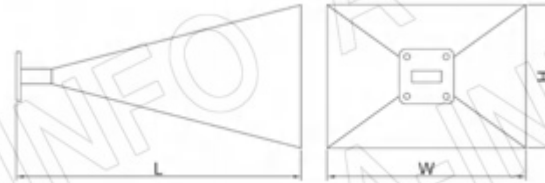
Model	Freq.(GHz)	Pol.	Gain, Typ (dBi)	VSWR, Typ	Connector	Power Handling (W) CW	Size (mm)
LB-OH-159-10-C-NF	4.0-8.0	Linear	10	1.5	N-F	150	81×65×175
LB-OH-159-10-C-NFSPO							81×65×178
LB-OH-159-10-C-SF					SMA-F	50	81×61.9×175
LB-OH-159-10-C-SFSPO							81×61.9×178
LB-OH-159-10-C-TF					TNC-F	150	81×64.9×175
LB-OH-159-10-C-TFSPO							81×64.9×178
LB-OH-159-10-C-7					7mm	150	81×73.8×175
LB-OH-159-10-C-7SPO							81×73.8×178
LB-OH-159-10-C-3.5F					3.5mm-F	50	81×61.9×175
LB-OH-159-10-C-3.5FSPO							81×61.9×178
LB-OH-159-15-C-NF					4.0-8.0	Linear	15
LB-OH-159-15-C-NFSPO	145×110×233						
LB-OH-159-15-C-SF	SMA-F	50	138.1×102.9×230				
LB-OH-159-15-C-SFSPO			145×110×233				
LB-OH-159-15-C-TF	TNC-F	150	138.1×102.9×230				
LB-OH-159-15-C-TFSPO			145×110×233				
LB-OH-159-15-C-7	7mm	150	138.1×102.9×230				
LB-OH-159-15-C-7SPO			145×110×233				
LB-OH-159-15-C-3.5F	3.5mm-F	50	138.1×102.9×230				
LB-OH-159-15-C-3.5FSPO			145×110×233				
LB-OH-159-20-C-NF	4.0-8.0	Linear	20	1.5			
LB-OH-159-20-C-NFSPO					232×180×318		
LB-OH-159-20-C-SF					SMA-F	50	225×173×315
LB-OH-159-20-C-SFSPO							232×180×318
LB-OH-159-20-C-TF					TNC-F	150	225×173×315
LB-OH-159-20-C-TFSPO							232×180×318
LB-OH-159-20-C-7					7mm	150	225×173×315
LB-OH-159-20-C-7SPO							232×180×318
LB-OH-159-20-C-3.5F					3.5mm-F	50	225×173×315
LB-OH-159-20-C-3.5FSPO							232×180×318
LB-OH-112-10-C-NF					6.0-12.0	Linear	10
LB-OH-112-10-C-NFSPO	58×54.2×132.5						
LB-OH-112-10-C-SF	SMA-F	50	52×47.8×130				
LB-OH-112-10-C-SFSPO			58×47.8×132.5				
LB-OH-112-10-C-TF	TNC-F	150	52×54×130				
LB-OH-112-10-C-TFSPO			58×54×132.5				
LB-OH-112-10-C-7	7mm	150	52×63×130				
LB-OH-112-10-C-7SPO			58×63×132.5				
LB-OH-112-10-C-3.5F	3.5mm-F	50	52×47.8×130				
LB-OH-112-10-C-3.5FSPO			58×47.8×132.5				

Model	Freq.(GHz)	Pol.	Gain, Typ (dBi)	VSWR, Typ	Connector	Power Handling (W) CW	Size (mm)
LB-OH-112-15-C-NF	6.0-12.0	Linear	15	1.5	N-F	150	102×71×180
LB-OH-112-15-C-NFSPO							109×78×183
LB-OH-112-15-C-SF					SMA-F	50	102×71×180
LB-OH-112-15-C-SFSPO							109×78×183
LB-OH-112-15-C-TF					TNC-F	150	102×71×180
LB-OH-112-15-C-TFSPO							109×78×183
LB-OH-112-15-C-7					7mm	150	102×74.5×180
LB-OH-112-15-C-7SPO							109×78×183
LB-OH-112-15-C-3.5F					3.5mm-F	50	102×71×180
LB-OH-112-15-C-3.5FSPO							109×78×183
LB-OH-112-20-C-NF					6.0-12.0	Linear	20
LB-OH-112-20-C-NFSPO	150	179×135×273					
LB-OH-112-20-C-SF	SMA-F	50	172×128×270				
LB-OH-112-20-C-SFSPO			179×135×273				
LB-OH-112-20-C-TF	TNC-F	150	172×128×270				
LB-OH-112-20-C-TFSPO			179×135×273				
LB-OH-112-20-C-7	7mm	150	172×128×270				
LB-OH-112-20-C-7SPO			179×135×273				
LB-OH-112-20-C-3.5F	3.5mm-F	50	172×128×270				
LB-OH-112-20-C-3.5FSPO			179×135×273				

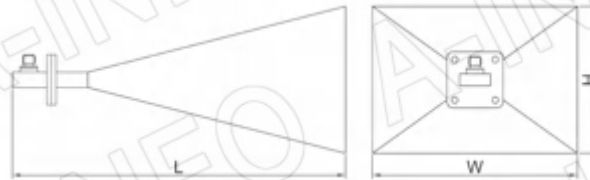
Multi Octave Horn Antenna



A Type:



C Type:



The LB series multi octave horn antennas are linearly polarized and provide an efficient low cost means of making broadband measurements. A-INFO's horn antenna can cover from 840MHz to 40GHz frequency range. These horns are ideally suited for EMI testing, direction finding, surveillance, antenna gain and pattern measurements and other applications. The LB series horn antennas have high gain, over octave bandwidths, low VSWR and advantages of small size and light weight . Test report is for reference only.

Model Information	
Example Part Number:	LB -08420 -15 -C -SF
Product Code	
Frequency Range:	0.84 - 2.0GHz
Gain in dB, Standard gain is	10dB, 15dB, 20dB, 25dB
Figure Type:	
-A:	Waveguide Output
-C:	Coaxial Output. Connector type below needs to be specified
Figure C Connector Type Option:	
	7/16F=7/16 DIN Female;
	NF=N Type-Female; NM=N Type-Male;
	SF=SMA-Female; SM=SMA-Male;
	3.5F=3.5mm-Female; 3.5M=3.5mm-Male;
	KF=2.92mm-Female; KM=2.92mm-Male;
	2.4F=2.4mm-Female; 2.4M=2.4mm-Male;
	1.85F=1.85mm-Female; 1.85M=1.85mm-Male

Model	Freq.(GHz)	Gain, Typ (dBi)	Pol.	VSWR Typ.	Output	Power Handling (W) CW	Size (mm)
LB-08420-10-A	0.84-2.0	10	Linear	1.5	FPWRD84D24	-	366×326×450
LB-08420-10-ASPO							382×342×454
LB-08420-10-C-NF					N-F	500	366×326×669
LB-08420-10-C-NFSPO							382×342×673
LB-08420-10-C-SF					SMA-F	50	366×326×669
LB-08420-10-C-SFSPO							382×342×673
LB-08420-10-C-7/16F					7/16 DIN	500	366×326×669
LB-08420-10-C-7/16FSPO							382×342×673
LB-08420-15-A	0.84-2.0	15	Linear	1.5	FPWRD84D24	-	586×436×550
LB-08420-15-ASPO							602×452×554
LB-08420-15-C-NF					N-F	500	586×436×769
LB-08420-15-C-NFSPO							602×452×773
LB-08420-15-C-SF					SMA-F	50	586×436×769
LB-08420-15-C-SFSPO							602×452×773
LB-08420-15-C-7/16F					7/16 DIN	500	586×436×769
LB-08420-15-C-7/16FSPO							602×452×773
LB-1536-10-A	1.5-3.6	10	Linear	1.5	FPWRD150D24	-	164×134×195
LB-1536-10-ASPO							176×146×201
LB-1536-10-C-NF					N-F	500	164×134×292
LB-1536-10-C-NFSPO							176×146×298
LB-1536-10-C-SF					SMA-F	50	164×134×292
LB-1536-10-C-SFSPO							176×146×298
LB-1536-15-A	1.5-3.6	15	Linear	1.5	FPWRD150D24	-	245×195×310
LB-1536-15-ASPO							257×207×316
LB-1536-15-C-NF					N-F	500	245×195×407
LB-1536-15-C-NFSPO							257×207×413
LB-1536-15-C-SF					SMA-F	50	245×195×407
LB-1536-15-C-SFSPO							257×207×413
LB-2048-10-A	2.0-4.8	10	Linear	1.5	FPWRD200D24	-	164×134×195
LB-2048-10-ASPO							176×146×201
LB-2048-10-C-NF					N-F	500	164×134×292
LB-2048-10-C-NFSPO							176×146×298
LB-2048-10-C-SF					SMA-F	50	164×134×292
LB-2048-10-C-SFSPO							176×146×298

Model	Freq.(GHz)	Gain,Typ (dBi)	Pol.	VSWR Typ.	Output	Power Handling (W) CW	Size (mm)
LB-2048-15-A	2.0-4.8	15	Linear	1.5	FPWRD200D24	-	245×195×310
LB-2048-15-ASPO						257×207×316	
LB-2048-15-C-NF					N-F	500	245×195×407
LB-2048-15-C-NFSPO						257×207×413	
LB-2048-15-C-SF					SMA-F	50	245×195×407
LB-2048-15-C-SFSPO						257×207×413	
LB-2048-20-A	2.0-4.8	15	Linear	1.5	FPWRD200D24	-	434.1×362.1×753
LB-2048-20-C-NF					N-F	500	434.1×362.1×850
LB-2048-20-C-SF					SMA-F	50	434.1×362.1×850
LB-2678-10-A	2.6-7.8	10	Linear	1.5	FPWRD250D30	-	124×104×150
LB-2678-10-ASPO						136×116×156	
LB-2678-10-C-NF					N-F	500	124×104×217
LB-2678-10-C-NFSPO						136×116×223	
LB-2678-10-C-SF					SMA-F	50	124×104×217
LB-2678-10-C-SFSPO						136×116×223	
LB-2678-15-A	2.6-7.8	15	Linear	1.5	FPWRD250D30	-	228×158×313
LB-2678-15-ASPO						240×170×319	
LB-2678-15-C-NF					N-F	500	228×158×380
LB-2678-15-C-NFSPO						240×170×386	
LB-2678-15-C-SF					SMA-F	50	228×158×380
LB-2678-15-C-SFSPO						240×170×386	
LB-2678-20-A	2.6-7.8	20	Linear	1.5	FPWRD250D30	-	279×233×490
LB-2678-20-ASPO						291×245×495	
LB-2678-20-C-NF					N-F	500	279×233×557
LB-2678-20-C-NFSPO						291×245×562	
LB-2678-20-C-SF					SMA-F	50	279×233×557
LB-2678-20-C-SFSPO						291×245×562	
LB-3582-10-A	3.5-8.2	10	Linear	1.5	FPWRD350D24	-	103×83×147
LB-3582-10-ASPO						115×95×153	
LB-3582-10-C-NF					N-F	150	103×83×205
LB-3582-10-C-NFSPO						115×95×211	
LB-3582-10-C-SF					SMA-F	50	103×83×205
LB-3582-10-C-SFSPO						115×95×211	
LB-3582-15-A	3.5-8.2	15	Linear	1.5	FPWRD350D24	-	157×131×227
LB-3582-15-ASPO						169×143×233	
LB-3582-15-C-NF					N-F	150	157×131×284.7
LB-3582-15-C-NFSPO						169×143×291	
LB-3582-15-C-SF					SMA-F	50	157×131×284.7
LB-3582-15-C-SFSPO						169×143×291	

Model	Freq. (GHz)	Gain, Typ (dBi)	Pol.	VSWR Typ.	Output	Power Handling (W) CW	Size (mm)		
LB-475110-10-A	4.75-11.0	10	Linear	1.5	FPWRD475D24	-	73×58×105		
LB-475110-10-ASPO							83×68×108		
LB-475110-10-C-NF					N-F	150	73×65.4×149.7		
LB-475110-10-C-NFSPO							83×70.4×152.7		
LB-475110-10-C-SF							SMA-F	50	73×58×149.7
LB-475110-10-C-SFSPO									83×68×152.7
LB-475110-15-A	4.75-11.0	15	Linear	1.5	FPWRD475D24	-	116×97×171		
LB-475110-15-ASPO							122×103×174		
LB-475110-15-C-NF					N-F	150	116×97×215.7		
LB-475110-15-C-NFSPO							122×103×218.7		
LB-475110-15-C-SF							SMA-F	50	116×97×215.7
LB-475110-15-C-SFSPO									122×103×218.7
LB-58160-10-A	5.8-16.0	10	Linear	1.5	FPWRD580D28	-	65×51×98		
LB-58160-10-ASPO							71×57×101		
LB-58160-10-C-NF					N-F	150	65×59.5×141		
LB-58160-10-C-NFSPO							71×62.5×144		
LB-58160-10-C-SF							SMA-F	50	65×51×141
LB-58160-10-C-SFSPO									71×57×144
LB-58160-15-A	5.8-16.0	15	Linear	1.5	FPWRD580D28	-	84×71×124		
LB-58160-15-ASPO							90×77×127		
LB-58160-15-C-NF					N-F	150	84×71×167		
LB-58160-15-C-NFSPO							90×77×170		
LB-58160-15-C-SF							SMA-F	50	84×71×167
LB-58160-15-C-SFSPO									90×77×170
LB-58160-20-A	5.8-16.0	20	Linear	1.5	FPWRD580D28	-	134×111.9×243		
LB-58160-20-ASPO							134×111.9×246		
LB-58160-20-C-NF					N-F	150	134×111.9×285.7		
LB-58160-20-C-NFSPO							140×118×288.7		
LB-58160-20-C-SF							SMA-F	50	134×111.9×285.7
LB-58160-20-C-SFSPO									140×118×288.7
LB-60180-10-A	6.0-18.0	10	Linear	1.5	FPWRD650D28	-	55×44×73		
LB-60180-10-ASPO							63×52×76		
LB-60180-10-C-NF					N-F	150	55×55.1×109		
LB-60180-10-C-NFSPO							63×59.1×112		
LB-60180-10-C-SF							SMA-F	50	55×44×109
LB-60180-10-C-SFSPO									63×52×112
LB-60180-10-C-HNF					HP N-F	500	55×50.5×109		
LB-60180-10-C-HNFSPO							63×54.5×112		

Model	Freq. (GHz)	Gain, Typ (dBi)	Pol.	VSWR Typ.	Output	Power Handling (W) CW	Size (mm)
LB-60180-15-A	6.0-18.0	15	Linear	1.5	FPWRD650D28	-	78×65.5×116
LB-60180-15-ASPO							86×73×119
LB-60180-15-C-NF					N-F	150	78×65.9×152
LB-60180-15-C-NFSPO							86×73×155
LB-60180-15-C-SF					SMA-F	50	78×65.9×152
LB-60180-15-C-SFSPO							86×73×155
LB-60180-15-C-HNF					HP N-F	500	78×65.9×158.3
LB-60180-15-C-HNFSPO							86×73×161.3
LB-60180-20-A	6.0-18.0	20	Linear	1.5	FPWRD650D28	-	124×104×226
LB-60180-20-ASPO							132×112×229
LB-60180-20-C-NF					N-F	150	124×104×262
LB-60180-20-C-NFSPO							132×112×265
LB-60180-20-C-SF					SMA-F	50	124×104×262
LB-60180-20-C-SFSPO							132×112×265
LB-60180-20-C-HNF					HP N-F	500	124×104×268.3
LB-60180-20-C-HNFSPO							132×112×271.3
LB-60180-23-A	6.0-18.0	23	Linear	1.25	FPWRD650D28	-	194.4 x 168.5 x 330
LB-60180-23-ASPO							-
LB-60180-23-C-NF					N-F	150	194.4 x 168.5 x 366
LB-60180-23-C-NFSPO							-
LB-60180-23-C-SF					SMA-F	50	194.4 x 168.5 x 366
LB-60180-23-C-SFSPO							-
LB-60180-23-C-HNF					HP N-F	500	194.4 x 168.5 x 366
LB-60180-23-C-HNFSPO							-
LB-60180-25-A	6.0-18.0	25	Linear	1.5	FPWRD650D28	-	229×200×710
LB-60180-25-ASPO							241×200×716
LB-60180-25-C-NF					N-F	150	229×200×746
LB-60180-25-C-NFSPO							241×200×752
LB-60180-25-C-SF					SMA-F	50	229×200×746
LB-60180-25-C-SFSPO							241×200×752
LB-60180-25-C-HNF					HP N-F	500	229×200×746
LB-60180-25-C-HNFSPO							241×200×752
LB-65180-10-A	6.5-18	10	Linear	1.5	FPWRD650D28	-	55×44×73
LB-65180-10-ASPO							63×52×76
LB-65180-10-C-NF					N-F	150	55×55.1×109
LB-65180-10-C-NFSPO							63×59.1×112
LB-65180-10-C-SF					SMA-F	50	55×44×109
LB-65180-10-C-SFSPO							63×52×112
LB-65180-10-C-HNF					HP N-F	500	55×50.5×115.3
LB-65180-10-C-HNFSPO							63×54.5×118.3


Model	Freq. (GHz)	Gain, Typ (dBi)	Pol.	VSWR Typ.	Output	Power Handling (W) CW	Size (mm)
LB-65180-15-A	6.5-18	15	Linear	1.5	FPWRD650D28	-	78×65.5×116
LB-65180-15-ASPO							86×73×119
LB-65180-15-C-NF					N-F	150	78×65.9×152
LB-65180-15-C-NFSPO							86×73×155
LB-65180-15-C-SF					SMA-F	50	78×65.5×152
LB-65180-15-C-SFSPO							86×73×155
LB-65180-15-C-HNF					HP N-F	500	78×65.5×158.3
LB-65180-15-C-HNFSPO							86×73×161.3
LB-65180-20-A	6.5-18	20	Linear	1.5	FPWRD650D28	-	124×104×226
LB-65180-20-ASPO							132×112×229
LB-65180-20-C-NF					N-F	150	124×104×262
LB-65180-20-C-NFSPO							132×112×265
LB-65180-20-C-SF					SMA-F	50	124×104×262
LB-65180-20-C-SFSPO							132×112×265
LB-65180-20-C-HNF					HP N-F	500	124×104×268.3
LB-65180-20-C-HNFSPO							132×112×271.3
LB-65180-23-A	6.5-18	23	Linear	1.25	FPWRD650D28	-	194.4×168.5×330
LB-65180-23-ASPO							201.8×174.5×336
LB-65180-23-C-NF					N-F	150	194.4×168.5×366
LB-65180-23-C-NFSPO							201.8×174.5×372
LB-65180-23-C-SF					SMA-F	50	194.4×168.5×366
LB-65180-23-C-SFSPO							201.8×174.5×372
LB-65180-23-C-HNF					HP N-F	500	194.4×168.5×372.3
LB-65180-23-C-HNFSPO							201.8×174.5×378.3
LB-65180-25-A	6.5-18	25	Linear	1.5	FPWRD650D28	-	229×200×710
LB-65180-25-ASPO							241×200×716
LB-65180-25-C-NF					N-F	150	229×200×746
LB-65180-25-C-NFSPO							241×200×752
LB-65180-25-C-SF					SMA-F	50	229×200×746
LB-65180-25-C-SFSPO							241×200×752
LB-65180-25-C-HNF					HP N-F	500	229×200×746
LB-65180-25-C-HNFSPO							241×200×752

Model	Freq. (GHz)	Gain, Typ (dBi)	Pol.	VSWR Typ.	Output	Power Handling (W) CW	Size (mm)
LB-75180-10-A	7.5-18	10	Linear	1.5	FPWRD750D24	-	48×39×65
LB-75180-10-ASPO							56×47×68
LB-75180-10-C-SF					SMA-F	50	48×39×96.7
LB-75180-10-C-SFSP0							56×47×99.7
LB-75180-10-C-NF					N-F	150	48×52.6×96.7
LB-75180-10-C-NFSP0							56×56.6×99.7
LB-75180-10-C-HNF					HP N-F	500	48×47.6×96.7
LB-75180-10-C-HNFSP0							56×51.6×99.7
LB-75180-15-A	7.5-18	15	Linear	1.5	FPWRD750D24	-	74.5×62.4×112
LB-75180-15-ASPO							84×72×115
LB-75180-15-C-SF					SMA-F	50	74.5×62.4×143.7
LB-75180-15-C-SFSP0							84×72×146.7
LB-75180-15-C-NF					N-F	150	74.5×64.3×143.7
LB-75180-15-C-NFSP0							84×72×146.7
LB-75180-15-C-HNF					HP N-F	500	74.5×62.4×147.3
LB-75180-15-C-HNFSP0							84×72×146.7
LB-75180-20-A	7.5-18	20	Linear	1.5	FPWRD750D24	-	108×90×206
LB-75180-20-ASPO							118×100×209
LB-75180-20-C-SF					SMA-F	50	108×90×237.7
LB-75180-20-C-SFSP0							118×100×240.7
LB-75180-20-C-NF					N-F	150	108×90×237.7
LB-75180-20-C-NFSP0							118×100×240.7
LB-75180-20-C-HNF					HP N-F	500	108×90×237.7
LB-75180-20-C-HNFSP0							118×100×240.7
LB-110265-10-A	11-26.5	10	Linear	1.5	FPWRD110C24	-	32×26×47
LB-110265-10-ASPO							38×32×50
LB-110265-10-C-SF					SMA-F	50	32×30.2×71
LB-110265-10-C-SFSP0							38×33.2×74
LB-110265-15-A	11-26.5	15	Linear	1.5	FPWRD110C24	-	52×43×88
LB-110265-15-ASPO							58×49×91
LB-110265-15-C-SF					SMA-F	50	52×43×112
LB-110265-15-C-SFSP0							58×49×115
LB-110265-20-A	11-26.5	20	Linear	1.5	FPWRD110C24	-	75.1×70×139
LB-110265-20-ASPO							81×70×142
LB-110265-20-C-SF					SMA-F	50	75.1×70×163
LB-110265-20-C-SFSP0							81×70×166

Model	Freq. (GHz)	Gain, Typ (dBi)	Pol.	VSWR Typ.	Output	Power Handling (W) CW	Size (mm)
LB-180400-10-A	18.0-40.0	10	Linear	1.5	FPWRD180C24	-	22.4×22.4×29.8
LB-180400-10-ASPO						26×23×31.8	
LB-180400-10-C-KF					20	22.4×26.3×55.8	
LB-180400-10-C-KFSPO						26×26.6×57.8	
LB-180400-10-C-KM					20	22.4×26.3×55.8	
LB-180400-10-C-2.4F					10	22.4×27.6×55.8	
LB-180400-10-C-2.4FSPO						26×27.9×57.8	
LB-180400-15-A	18.0-40.0	15	Linear	1.5	FPWRD180C24	-	32×27×45
LB-180400-15-ASPO						38×33×47	
LB-180400-15-C-KF					20	32×28.6×71	
LB-180400-15-C-KFSPO						38×33×73	
LB-180400-15-C-KM					20	32×28.6×71	
LB-180400-15-C-2.4F					10	32×29.9×71	
LB-180400-15-C-2.4FSPO						38×33×73	
LB-180400-20-A	18.0-40.0	20	Linear	1.5	FPWRD180C24	-	55×55×87
LB-180400-20-ASPO						55×55×89.5	
LB-180400-20-C-KF					20	55×55×113	
LB-180400-20-C-KFSPO						55×55×115.5	
LB-180400-20-C-KM					20	55×55×113	
LB-180400-20-C-2.4F					10	55×55×113	
LB-180400-20-C-2.4FSPO						55×55×115.5	
LB-180400-25-A	18.0-40.0	25	Linear	1.5	FPWRD180C24	-	95×95×263
LB-180400-25-ASPO						100×95×265.5	
LB-180400-25-C-KF					20	95×95×289	
LB-180400-25-C-KFSPO						100×95×291.5	
LB-180400-25-C-KM					20	95×95×289	
LB-180400-25-C-2.4F					10	95×95×289	
LB-180400-25-C-2.4FSPO						100×95×291.5	

Dual Polarization Horn Antenna

1. Broadband Dual Polarization Horn Antenna



Model	Freq. (GHz)	Pol.	Gain (dBi) Typ.	Cross Pol. (dB) Min.	VSWR Typ.	Connector	Power Handling (W) CW	Size (mm)
LB-SJ-10100-SF	1.0-10.0	Dual Linear	10	18	1.5	SMA-F	50	204×204×211
LB-SJ-10100-SFSP0						217×217×217		
LB-SJ-10100-NF	1.0-10.0	Dual Linear	10	18	1.5	N-F	50	204×204×211
LB-SJ-10100-NFSP0						217×217×217		
LB-SJ-20180-SF	2.0-18.0	Dual Linear	14	20	1.5	SMA-F	25	107.7×107.7×132
LB-SJ-20180-SFSP0						116×116×136		
LB-SJ-20180-NF	2.0-18.0	Dual Linear	14	20	1.5	N-F	25	107.7×107.7×132
LB-SJ-20180-NFSP0						116×116×136		
LB-SJ-20180SA-SF	2.0-18.0	Dual Linear	10	20	2.0	SMA-F	25	75.8 x 75.8 x 101
LB-SJ-20180SA-NF						N-F		75.8 x 75.8 x 101
LB-SJ-30400-KF	3.0-40.0	Dual Linear	12	15	1.5	2.92mm-F	20	54.5×54.5×90
LB-SJ-30400-KFSP0						61×61×93		
LB-SJ-30400-2.4F	3.0-40.0	Dual Linear	12	15	1.5	2.4mm-F	10	54.5×54.5×90
LB-SJ-30400-2.4FSPO						61×61×93		
LB-SJ-40180-SF	4.0-18.0	Dual Linear	14	20	1.5	SMA-F	25	107.7×107.7×132
LB-SJ-40180-SFSP0						116×116×136		
LB-SJ-40180-NF	4.0-18.0	Dual Linear	14	20	1.5	N-F	25	107.7×107.7×132
LB-SJ-40400-KF						54.5×54.5×90		
LB-SJ-40400-KFSP0	4.0-40.0	Dual Linear	12	20	1.5	2.92mm-F	20	61×61×93
LB-SJ-40400-2.4F						54.5×54.5×90		
LB-SJ-40400-2.4FSPO	4.0-40.0	Dual Linear	12	20	1.5	2.4mm-F	10	61×61×93
LB-SJ-40400-2.4FSPO						61×61×93		

Model	Freq. (GHz)	Pol.	Gain (dBi) Typ.	Cross Pol. (dB) Min.	VSWR Typ.	Connector	Power Handling (W) CW	Size (mm)
LB-SJ-50500-2.4F	5.0-50.0	Dual Linear	12	20	1.5	2.4mm-F	10	44.5×44.5×77.6
LB-SJ-50500-1.85F						1.85mm-F	5	44.5×44.5×77.6
LB-SJ-60180-SF	6.0-18.0	Dual Linear	12	20	2	SMA-F	25	43.1×43.1×79.5
LB-SJ-60180-SFSP0								52×52×82.5
LB-SJ-60245-SF	6.0-24.5	Dual Linear	14	20	2	SMA-F	25	43.1×43.1×79.5
LB-SJ-60245-SFSP0								52×52×82.5
LB-SJ-180400-KF	18.0-40.0	Dual Linear	15	20	2	2.92mm(K)-F	10	34.9×34.9×61.5
LB-SJ-180400-KFSP0							36.9×36.9×64.5	
LB-SJ-180400-2.4F						2.4mm-F	10	34.9×34.9×61.5
LB-SJ-180400-2.4FSP0							36.9×36.9×64.5	
LB-SJ-180400L-KF	18.0-40.0	Dual Linear	8	20	1.5	2.92mm(K)-F	10	28.9×28.9×61.5
LB-SJ-180400L-2.4F						2.4mm-F	10	28.9×28.9×61.5
LB-SJ-180400L-1.85F						1.85mm-F	5	28.9×28.9×61.5
LB-SJ-180435-2.4F	18.0-43.5	Dual Linear	15	20	2	2.4mm-F	10	36.2×36.2×61.5
LB-SJ-180435-2.4FSP0								38.2×38.2×64.5
LB-SJ-180500-2.4F	18.0-50.0	Dual Linear	15	20	1.5	2.4mm-F	10	33.4×33.4×61.5
LB-SJ-180500-2.4FSP0								
LB-SJ-180500-1.85F						1.85mm-F	5	33.4×33.4×61.5
LB-SJ-180500-1.85FSP0								
LB-SJ-180500L-2.4F	18.0-50.0	Dual Linear	8	20	2	2.4mm-F	10	30.2×30.2×61.5
LB-SJ-180500L-1.85F						1.85mm-F	5	30.2×30.2×61.5
LB-SJ-180540-2.4F	18.0-54.0	Dual Linear	14	20	1.5	2.4mm-F	10	44.5×44.5×77.6
LB-SJ-180540-1.85F						1.85mm-F	5	44.5×44.5×77.6
LB-SJ-180540B-2.4F	18.0-54.0	Dual Linear	15	20	1.5	2.4mm-F	10	33.4×33.4×61.5
LB-SJ-180540B-2.4FSP0								
LB-SJ-180540BL-2.4F	18.0-54.0	Dual Linear	8	20	2	2.4mm-F	10	30.2×30.2×61.5
LB-SJ-180540BL-1.85F						1.85mm-F	10	30.2×30.2×61.5
LB-SJ-180550B-1.85F	18.0-55.0	Dual Linear	15	20	1.5	1.85mm-F	5	33.9×33.9×61.5
LB-SJ-180550B-1.85FSP0								
LB-SJ-180550BL-1.85F	18.0-55.0	Dual Linear	8	20	2	1.85mm-F	5	30.7×30.7×61.5
LB-SJ-180670-1.85F	18.0-67.0	Dual Linear	15	20	1.8	1.85mm-F	5	33.9×33.9×61.5
LB-SJ-180670L-1.85F	18.0-67.0	Dual Linear	11	20	1.8	1.85mm-F	5	30.7×30.7×61.5

2. Conical Dual Polarization Horn Antenna



Model	Freq. (GHz)	Gain (dBi) Typ.	Pol.	Cross Pol. (dB) Min.	VSWR Typ.	Connector	Power Handling (W) CW	Size (mm)
LB-CSJ-20180-SF	2.0-18.0	16	Dual Linear	20	1.5	SMA-F	25	124×124×241
LB-CSJ-20180-SFSP0								130×130×244
LB-CSJ-20180-NF						N-F		124×124×241
LB-CSJ-20180-NFSP0								130×130×244
LB-CSJ-20200-SF	2.0-20.0	16	Dual Linear	20	2	SMA-F	25	124×124×241
LB-CSJ-20200-SFSP0								130×130×244
LB-CSJ-20200-NF						N-F		124×124×241
LB-CSJ-20200-NFSP0								130×130×244
LB-CSJ-40400-KF	4.0-40.0	16	Dual Linear	20	2	2.92mm(K)-F	10	62×62×164.5
LB-CSJ-40400-KFSP0								67×67×167
LB-CSJ-40400-2.4F						2.4mm-F		62×62×164.5
LB-CSJ-40400-2.4FSP0								67×67×167

3. Open Boundary Quad-Ridged Horn Antenna



Model	Freq. (GHz)	Gain (dBi) Typ.	Pol.	VSWR Typ.	Connector	Power Handling (W) CW	Size (mm)
LB-OSJ-0380-NF	0.3-8.0	12	Dual Linear	2	N-F	50	577.6 x 577.6 x 570.3
SMA-F					50	577.6 x 577.6 x 570.3	
3.5mm-F					50	577.6 x 577.6 x 570.3	
LB-OSJ-0460-SF	0.4-6.0	12	Dual Linear	1.5	SMA-F	50	510×510×550
LB-OSJ-0460-NF					N-F	50	510×510×550
LB-OSJ-0760-SF	0.7-6.0	11	Dual Linear	2	SMA-F	50	310×310×411
LB-OSJ-0760-NF					N-F	50	310×310×411
LB-OSJ-07100-SF	0.7-10.0	11	Dual Linear	2	SMA-F	50	310×310×412
LB-OSJ-07100-NF					N-F	50	310×310×412
LB-OSJ-07120-SF	0.7-12.0	12	Dual Linear	2	SMA-F	50	265.4×265.4×258.2
LB-OSJ-07120-NF					N-F	50	265.4×265.4×258.2
LB-OSJ-10180-SF	1.0-18.0	10	Dual Linear	2	SMA-F	50	190.1×190.1×186.1
LB-OSJ-10180-NF					N-F	50	190.1×190.1×186.1
LB-OSJ-10200-SF	1.0-20.0	10	Dual Linear	2	SMA-F	50	190.1×190.1×186.1
LB-OSJ-10200-NF					N-F	50	190.1×190.1×186.1
LB-OSJ-20180-SF	2.0-18.0	13	Dual Linear	2	SMA-F	50	140.14×140.14×196.46
LB-OSJ-20500L-2.4F	2.0-50.0	10	Dual Linear	2	2.4mm-F	10	90 x 52.9 x 52.9
LB-OSJ-20500L-1.85F					1.85mm-F	5	90 x 52.9 x 52.9

4. Options for Dual Polarization Horn Antenna



Option	Description
P01	Convert to LHCP
P02	Convert to RHCP
P03	Convert to Dual Circular
P04	Convert to Vertical, Horizontal, LHCP, RHCP Switchable

Model	Freq. (GHz)	Gain (dBi) Typ.	Pol.	VSWR Typ.	Connector	Power Handling (W) CW Max	Size (mm)
LB-OSJ-0760-P01	0.7-6.0	10	LHCP	1.5	SMA-F	50	310×310×429
LB-OSJ-0760-P02	0.7-6.0	10	RHCP	1.5	SMA-F	50	310×310×429
LB-OSJ-0760-P03	0.7-6.0	10	Dual Circular	1.5	SMA-F	50	310×310×429
LB-OSJ-0760-P04	0.7-6.0	8	Switchable Pol.	2.5	SMA-F	20	310×310×535
LB-OSJ-07100-P01	0.7-10.0	10	LHCP	1.5	SMA-F	50	310×310×430
LB-OSJ-07100-P02	0.7-10.0	10	RHCP	1.5	SMA-F	50	310×310×430
LB-OSJ-07100-P03	0.7-10.0	10	Dual Circular	1.5	SMA-F	50	310×310×430
LB-OSJ-07100-P04	0.7-10.0	9	Switchable Pol.	2.5	SMA-F	20	310×310×537
LB-OSJ-07120-P01	0.7-12.0	10	LHCP	1.5	SMA-F	20	265.4×265.4×403.2
LB-OSJ-07120-P02	0.7-12.0	10	RHCP	1.5	SMA-F	20	265.4×265.4×403.2
LB-OSJ-07120-P03	0.7-12.0	10	Dual Circular	1.5	SMA-F	20	265.4×265.4×403.2

Model	Freq. (GHz)	Gain (dBi) Typ.	Pol.	VSWR Typ.	Connector	Power Handling (W) CW	Size (mm)
LB-OSJ-10180-P01	1.0-18.0	10	LHCP	1.5	SMA-F	20	190.1×190.1×337.1
LB-OSJ-10180-P02	1.0-18.0	10	RHCP	1.5	SMA-F	20	190.1×190.1×337.1
LB-OSJ-10180-P03	1.0-18.0	10	Dual Circular	1.5	SMA-F	20	190.1×190.1×337.1
LB-OSJ-20180-P01	2.0-18.0	11.5	LHCP	1.5	SMA-F	20	140×140×237.5
LB-OSJ-20180-P02	2.0-18.0	11.5	RHCP	1.5	SMA-F	20	140×140×237.5
LB-OSJ-20180-P03	2.0-18.0	11.5	Dual Circular	1.5	SMA-F	20	140×140×237.5
LB-SJ-10100-P01	1.0-10.0	11	LHCP	1.5	SMA-F	20	204×204×258
LB-SJ-10100-P01SPO	1.0-10.0						217×217×264
LB-SJ-10100-P02	1.0-10.0	11	RHCP	1.5	SMA-F	20	204×204×258
LB-SJ-10100-P02SPO	1.0-10.0						217×217×264
LB-SJ-10100-P03	1.0-10.0	11	Dual Circular	1.5	SMA-F	20	204×204×258
LB-SJ-10100-P03SPO	1.0-10.0						217×217×264
LB-SJ-20180-P01	2.0-18.0	11	LHCP	1.5	SMA-F	20	107.7×107.7×224.5
LB-SJ-20180-P01SPO	2.0-18.0						116×116×228.5
LB-SJ-20180-P02	2.0-18.0	11	RHCP	1.5	SMA-F	20	107.7×107.7×224.5
LB-SJ-20180-P02SPO	2.0-18.0						116×116×228.5
LB-SJ-20180-P03	2.0-18.0	11	Dual Circular	1.5	SMA-F	20	107.7×107.7×224.5
LB-SJ-20180-P03SPO	2.0-18.0						116×116×228.5
LB-SJ-40180-P01	4.0-18.0	11	LHCP	1.5	SMA-F	20	107.7×107.7×224.5
LB-SJ-40180-P01SPO	4.0-18.0						116×116×228.5
LB-SJ-40180-P02	4.0-18.0	11	RHCP	1.5	SMA-F	20	107.7×107.7×224.5
LB-SJ-40180-P02SPO	4.0-18.0						116×116×228.5
LB-SJ-40180-P03	4.0-18.0	11	Dual Circular	1.5	SMA-F	20	107.7×107.7×224.5
LB-SJ-40180-P03SPO	4.0-18.0						116×116×228.5
LB-SJ-40400-P01	4.0-40.0	11	LHCP	1.5	2.92mm(K)-F	20	79.4×71.3×167
LB-SJ-40400-P02	4.0-40.0	11	RHCP	1.5	2.92mm(K)-F	20	79.4×71.3×167
LB-SJ-40400-P03	4.0-40.0	11	Dual Circular	1.5	2.92mm(K)-F	20	71.9×71.3×167

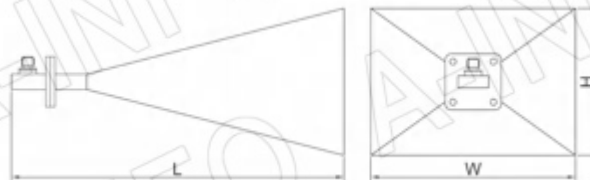
Model	Freq. (GHz)	Gain (dBi) Typ.	Pol.	VSWR Typ.	Connector	Power Handling (W) CW	Size (mm)
LB-SJ-60180-P01	6.0-18.0	12	LHCP	1.5	SMA-F	20	62.9×71.7×154.5
LB-SJ-60180-P01SPO							63.2×71.7×157.5
LB-SJ-60180-P02	6.0-18.0	12	RHCP	1.5	SMA-F	20	62.9×71.7×154.5
LB-SJ-60180-P02SPO							63.2×71.7×157.5
LB-SJ-60180-P03	6.0-18.0	12	Dual Circular	1.5	SMA-F	20	62.9×63.6×154.5
LB-SJ-60180-P03SPO							63.2×68.1×157.5
LB-SJ-60245-P01	6.0-24.5	13	LHCP	1.5	SMA-F	20	62.9×71.7×154.5
LB-SJ-60245-P01SPO							63.2×71.7×157.5
LB-SJ-60245-P02	6.0-24.5	13	RHCP	1.5	SMA-F	20	62.9×63.6×154.5
LB-SJ-60245-P02SPO							63.2×68.1×157.5
LB-SJ-60245-P03	6.0-24.5	13	Dual Circular	1.5	SMA-F	20	62.9×71.7×154.5
LB-SJ-60245-P03SPO							63.2×71.7×157.5
LB-SJ-180400-P01	18.0-40.0	13	LHCP	1.5	2.92mm(K)-F	20	57.2×72.2×126.5
LB-SJ-180400-P01SPO							57.2×72.2×129.5
LB-SJ-180400-P02	18.0-40.0	13	RHCP	1.5	2.92mm(K)-F	20	57.2×72.2×126.5
LB-SJ-180400-P02SPO							57.2×72.2×129.5
LB-SJ-180400-P03	18.0-40.0	13	Dual Circular	1.5	2.92mm(K)-F	20	57.2×64.5×126.5
LB-SJ-180400-P03SPO							57.2×68.8×129.5

Standard Gain Horn Antenna

A Type:



C Type:



The LB series standard gain horn antennas are linearly polarized and provide an efficient low cost means of making measurements. A-INFO's standard gain horn antenna can cover from 320MHz to 750GHz frequency range. These horns are ideally suited for EMI testing, direction finding, surveillance, antenna gain and Pattern measurements and other applications.

Model Information						
Example Part Number:		LB	-90	-10	-C	-SF
Product Code						
Waveguide Size: WR2300 to WR1.5						
Gain in dB, Standard gain is 10dB, 15dB, 20dB, 25dB						
Figure Type:						
-A: Waveguide Output						
-C: Coaxial Output. Connector type below needs to be specified						
Figure C Connector Type Option:						
7/16F=7/16 DIN Female						
NF=N Type-Female; NM=N Type-Male;						
SF=SMA-Female; SM=SMA-Male;						
3.5F=3.5mm-Female; 3.5M=3.5mm-Male;						
KF=2.92mm-Female; KM=2.92mm-Male; 2.4F=2.4mm-Female; 2.4M=2.4mm-Male;						
1.85F=1.85mm-Female; 1.85M=1.85mm-Male;						
1.0F=1.0mm-Female; 1.0M=1.0mm-Male						

Calibration Option

Far Field Calibration Data with Extra Fee

Horn Antenna Accessories

1. Mounting Bracket
2. Tripod
3. Radome
4. Carrying Case

Model	Freq.(GHz)	Waveguide	Pol.	Gain Typ.	Output	VSWR Typ.	Mat.	Size (mm)
LB-2300-10-A	0.32-0.49	WR2300	Linear	10	FDP3	1.15	Al	1068×770×970
LB-2300-10-ASPO								1108×810×984
LB-2300-10-C-NF					NF	1.25		1068×770×1502
LB-2300-10-C-NFSPO								1108×810×1516
LB-2300-10-C-SF					SF			1068×770×1502
LB-2300-10-C-SFSPO								1108×810×1516
LB-2300-10-C-7/16F					7/16F			1068×770×1502
LB-2300-10-C-7/16FSPO								1108×810×1516
LB-2100-10-A	0.35-0.53	WR2100	Linear	10	FDP4	1.15	Al	975×704×948
LB-2100-10-ASPO								1015×744×962
LB-2100-10-C-NF					NF	1.25		975×704×1434
LB-2100-10-C-NFSPO								1015×744×1448
LB-2100-10-C-SF					SF			975×704×1434
LB-2100-10-C-SFSPO								1015×744×1448
LB-2100-10-C-7/16F					7/16F			975×704×1434
LB-2100-10-C-7/16FSPO								1015×744×1448
LB-1800-10-A	0.41-0.62	WR1800	Linear	10	FDP5	1.15	Al	837×604×812
LB-1800-10-ASPO								853×620×817
LB-1800-10-C-NF					NF	1.25		837×604×1229
LB-1800-10-C-NFSPO								853×620×1234
LB-1800-10-C-SF					SF			837×604×1229
LB-1800-10-C-SFSPO								853×620×1234
LB-1800-10-C-7/16F					7/16F			837×604×1229
LB-1800-10-C-7/16FSPO								853×620×1234

Model	Freq.(GHz)	Waveguide	Pol.	Gain Typ.	Output	VSWR Typ.	Mat.	Size (mm)
LB-1500-10-A	0.49-0.75	WR1500	Linear	10	FDP6	1.15	Al	698×504×677
LB-1500-10-ASPO								714×520×682
LB-1500-10-C-NF					NF	1.25		698×504×1025
LB-1500-10-C-NFSPO								
LB-1500-10-C-SF					SF			698×504×1025
LB-1500-10-C-SFSPO								714×520×1030
LB-1500-10-C-7/16F					7/16F			698×504×1025
LB-1500-10-C-7/16FSPO								714×520×1030
LB-1150-10-A	0.64-0.96	WR1150	Linear	10	FDP8	1.15	Al	535.8×388×520
LB-1150-10-ASPO								555.2×407.2×527
LB-1150-10-C-NF					NF	1.25		535.8×388×788
LB-1150-10-C-NFSPO								
LB-1150-10-C-SF					SF			535.8×388×788
LB-1150-10-C-SFSPO								555.2×407.2×793
LB-1150-10-C-7/16F					7/16F			535.8×388×788
LB-1150-10-C-7/16FSPO								555.2×407.2×793
LB-975-10-A	0.75-1.12	WR975	Linear	10	FDP9	1.15	Al	454×328×440
LB-975-10-ASPO								470×344×444
LB-975-10-C-NF					NF	1.25		454×328×671
LB-975-10-C-NFSPO								
LB-975-10-C-SF					SF			454×328×671
LB-975-10-C-SFSPO								470×344×675
LB-975-10-C-7/16F					7/16F			454×328×671
LB-975-10-C-7/16FSPO								470×344×675
LB-975-15-A	0.75-1.12	WR975	Linear	15	FDP9	1.15	Al	834×619×619
LB-975-15-ASPO								850×635×623
LB-975-15-C-NF					NF	1.25		834×619×850
LB-975-15-C-NFSPO								
LB-975-15-C-SF					SF			834×619×850
LB-975-15-C-SFSPO								850×635×854
LB-975-15-C-7/16F					7/16F			834×619×850
LB-975-15-C-7/16FSPO								850×635×854
LB-770-10-A	0.96-1.45	WR770	Linear	10	FDP12	1.15	Al	384×284×360
LB-770-10-ASPO								400×300×364
LB-770-10-C-NF					NF	1.25		384×284×526
LB-770-10-C-NFSPO								
LB-770-10-C-SF					SF			384×284×526
LB-770-10-C-SFSPO								400×300×530
LB-770-10-C-7/16F					7/16F			384×284×526
LB-770-10-C-7/16FSPO								400×300×530

Model	Freq.(GHz)	Waveguide	Pol.	Gain Typ.	Output	VSWR Typ.	Mat.	Size (mm)
LB-770-15-A	0.96-1.45	WR770	Linear	15	FDP12	1.15	Al	667×501×583
LB-770-15-ASPO								683×517×587
LB-770-15-C-NF					NF	1.25		667×501×749
LB-770-15-C-NFSPO								683×517×753
LB-770-15-C-SF					SF	1.25		667×501×749
LB-770-15-C-SFSPO								683×517×753
LB-770-15-C-7/16F					7/16F	1.25		667×501×749
LB-770-15-C-7/16FSPO								683×517×753
LB-650-10-A	1.12-1.7	WR650	Linear	10	FDP14	1.15	Al	315×235×278
LB-650-10-ASPO								331×251×282
LB-650-10-C-NF					NF	1.25		315×235×428
LB-650-10-C-NFSPO								331×251×432
LB-650-10-C-SF					SF	1.25		315×235×428
LB-650-10-C-SFSPO								331×251×432
LB-650-10-C-7/16F					7/16F	1.25		315×235×428
LB-650-10-C-7/16FSPO								331×251×432
LB-650-15-A	1.12-1.7	WR650	Linear	15	FDP14	1.15	Al	564×424×500
LB-650-15-ASPO								582×442×504
LB-650-15-C-NF					NF	1.25		564×424×650
LB-650-15-C-NFSPO								582×442×654
LB-650-15-C-SF					SF	1.25		564×424×650
LB-650-15-C-SFSPO								582×442×654
LB-650-15-C-7/16F					7/16F	1.25		564×424×650
LB-650-15-C-7/16FSPO								582×442×654
LB-650-20-A	1.12-1.7	WR650	Linear	20	FDP14	1.15	Al	919.8×779.8×1525
LB-650-20-ASPO								937×797×1529
LB-650-20-C-NF					NF	1.25		919.8×779.8×1675
LB-650-20-C-NFSPO								937×797×1682
LB-650-20-C-SF					SF	1.25		919.8×779.8×1675
LB-650-20-C-SFSPO								937×797×1682
LB-650-20-C-7/16F					7/16F	1.25		919.8×779.8×1675
LB-650-20-C-7/16FSPO								937×797×1682
LB-510-10-A	1.45-2.2	WR510	Linear	10	FDP18	1.15	Al	249×184×425
LB-510-10-ASPO								260×195×430
LB-510-10-C-NF					NF	1.25		249×184×536
LB-510-10-C-NFSPO								260×195×541
LB-510-10-C-SF					SF	1.25		249×184×536
LB-510-10-C-SFSPO								260×195×541
LB-510-10-C-7/16F					7/16F	1.25		249×184×536
LB-510-10-C-7/16FSPO								260×195×541

Model	Freq.(GHz)	Waveguide	Pol.	Gain Typ.	Output	VSWR Typ.	Mat.	Size (mm)
LB-510-15-A	1.45-2.2	WR510	Linear	15	FDP18	1.15	Al	441×327×400
LB-510-15-ASPO								457×343×407.5
LB-510-15-C-NF					NF	1.25		441×327×511
LB-510-15-C-NFSPO								457×343×518.5
LB-510-15-C-SF					SF	1.25		441×327×511
LB-510-15-C-SFSPO								457×343×518.5
LB-510-15-C-7/16F					7/16F	1.25		441×327×511
LB-510-15-C-7/16FSPO								457×343×518.5
LB-430-10-A	1.7-2.6	WR430	Linear	10	FDP22	1.2	Al	208×153×390
LB-430-10-ASPO								216×161×393
LB-430-10-C-NF					NF	1.25		208×153×490
LB-430-10-C-NFSPO								216×161×493
LB-430-10-C-SF					SF	1.25		208×153×490
LB-430-10-C-SFSPO								216×161×493
LB-430-10-C-7/16F					7/16F	1.25		208×153×490
LB-430-10-C-7/16FSPO								216×161×493
LB-430-15-A	1.7-2.6	WR430	Linear	15	FDP22	1.15	Al	375×279×375
LB-430-15-ASPO								389×293×380.5
LB-430-15-C-NF					NF	1.25		375×279×475
LB-430-15-C-NFSPO								389×293×480.5
LB-430-15-C-SF					SF	1.25		375×279×475
LB-430-15-C-SFSPO								389×293×480.5
LB-430-15-C-7/16F					7/16F	1.25		375×279×475
LB-430-15-C-7/16FSPO								389×293×480.5
LB-430-20-A	1.7-2.6	WR430	Linear	20	FDP22	1.15	Al	614×518×1095
LB-430-20-ASPO								630×534×1099
LB-430-20-C-NF					NF	1.25		614×518×1195
LB-430-20-C-NFSPO								630×534×1199
LB-430-20-C-SF					SF	1.25		614×518×1195
LB-430-20-C-SFSPO								630×534×1199
LB-430-20-C-7/16F					7/16F	1.25		614×518×1195
LB-430-20-C-7/16FSPO								630×534×1199
LB-340-10-A	2.2-3.3	WR340	Linear	10	FDP26	1.15	Al	163×122.9×270
LB-340-10-ASPO								172×130×273
LB-340-10-C-NF					NF	1.3		163×122.9×362
LB-340-10-C-NFSPO								172×130×365
LB-340-10-C-SF					SF	1.3		163×122.9×362
LB-340-10-C-SFSPO								172×130×365
LB-340-10-C-7/16F					7/16F	1.3		163×122.9×362
LB-340-10-C-7/16FSPO								172×130×365

Model	Freq.(GHz)	Waveguide	Pol.	Gain Typ.	Output	VSWR Typ.	Mat.	Size (mm)
LB-340-15-A	2.2-3.3	WR340	Linear	15	FDP26	1.15	Al	308.6×237.7×294
LB-340-15-ASPO								322×251×300
LB-340-15-C-NF					NF	1.25		308.6×237.7×386
LB-340-15-C-NFSPO								322×251×392
LB-340-15-C-SF					SF	1.25		308.6×237.7×386
LB-340-15-C-SFSPO								322×251×392
LB-340-15-C-7/16F					7/16F	1.25		308.6×237.7×386
LB-340-15-C-7/16FSPO								322×251×392
LB-340-20-A	2.2-3.3	WR340	Linear	20	FDP26	1.15	Al	485.8×410.9×870
LB-340-20-ASPO								506×431×874
LB-340-20-C-NF					NF	1.25		485.8×410.9×962
LB-340-20-C-NFSPO								506×431×966
LB-340-20-C-SF					SF	1.25		485.8×410.9×962
LB-340-20-C-SFSPO								506×431×966
LB-340-20-C-7/16F					7/16F	1.25		485.8×410.9×962
LB-340-20-C-7/16FSPO								506×431×966
LB-284-10-A	2.6-3.95	WR284	Linear	10	FDP32	1.15	Al	143×103×230
LB-284-10-ASPO								150×110×233
LB-284-10-C-NF					NF	1.25		143×103×309
LB-284-10-C-NFSPO								150×110×312
LB-284-10-C-SF					SF	1.25		143×103×309
LB-284-10-C-SFSPO								150×110×312
LB-284-10-C-7/16F					7/16F	1.25		143×105×309
LB-284-10-C-7/16FSPO								150×110×312
LB-284-15-A	2.6-3.95	WR284	Linear	15	FDP32	1.15	Al	223.8×168.8×270
LB-284-15-ASPO								231×176×273
LB-284-15-C-NF					NF	1.25		223.8×168.8×349
LB-284-15-C-NFSPO								231×176×352
LB-284-15-C-SF					SF	1.25		223.8×168.8×349
LB-284-15-C-SFSPO								231×176×352
LB-284-15-C-7/16F					7/16F	1.25		223.8×168.8×349
LB-284-15-C-7/16FSPO								231×176×352
LB-284-20-A	2.6-3.95	WR284	Linear	20	FDP32	1.15	Al	405×325×550
LB-284-20-ASPO								421×341×557.5
LB-284-20-C-NF					NF	1.25		405×325×629
LB-284-20-C-NFSPO								421×341×636.5
LB-284-20-C-SF					SF	1.25		405×325×629
LB-284-20-C-SFSPO								421×341×636.5
LB-284-20-C-7/16F					7/16F	1.25		405×325×629
LB-284-20-C-7/16FSPO								421×341×636.5

Model	Freq.(GHz)	Waveguide	Pol.	Gain Typ.	Output	VSWR Typ.	Mat.	Size (mm)
LB-229-10-A	3.3-4.9	WR229	Linear	10	FDP40	1.15	Al	113×79×160
LB-229-10-ASPO								120×86×163
LB-229-10-C-NF					NF	1.25		113×80.5×225
LB-229-10-C-NFSPO								120×86×228
LB-229-10-C-SF					SF	1.25		113×79×225
LB-229-10-C-SFSPO								120×86×228
LB-229-10-C-TF					TF	1.25		113×80.4×225
LB-229-10-C-TFSPO								120×86×228
LB-229-10-C-7					7mm	1.25		113×89.2×225
LB-229-10-C-7SPO								120×92.7×228
LB-229-10-C-3.5F					3.5F	1.25		113×79×225
LB-229-10-C-3.5FSPO								120×86×228
LB-229-15-A					3.3-4.9	WR229		Linear
LB-229-15-ASPO	218×155×263							
LB-229-15-C-NF	NF	1.25	211×148×325					
LB-229-15-C-NFSPO			218×155×328					
LB-229-15-C-SF	SF	1.25	211×148×325					
LB-229-15-C-SFSPO			218×155×328					
LB-229-15-C-TF	TF	1.25	211×148×325					
LB-229-15-C-TFSPO			218×155×328					
LB-229-15-C-7	7mm	1.25	211×148×325					
LB-229-15-C-7SPO			218×155×328					
LB-229-15-C-3.5F	3.5F	1.25	211×148×325					
LB-229-15-C-3.5FSPO			218×155×328					
LB-229-20-A	3.3-4.9	WR229	Linear	20			FDP40	
LB-229-20-ASPO					358×277×394			
LB-229-20-C-NF					NF	1.25	345×264×453	
LB-229-20-C-NFSPO							358×277×459	
LB-229-20-C-SF					SF	1.25	345×264×453	
LB-229-20-C-SFSPO							358×277×459	
LB-229-20-C-TF					TF	1.25	345×264×453	
LB-229-20-C-TFSPO							358×277×459	
LB-229-20-C-7					7mm	1.25	345×264×453	
LB-229-20-C-7SPO							358×277×459	
LB-229-20-C-3.5F					3.5F	1.25	345×264×453	
LB-229-20-C-3.5FSPO							358×277×459	

Model	Freq.(GHz)	Waveguide	Pol.	Gain Typ.	Output	VSWR Typ.	Mat.	Size (mm)						
LB-187-10-A	3.95-5.85	WR187	Linear	10	FDP48	1.15	Al	93×69×190						
LB-187-10-ASPO						1.25		100×76×193						
LB-187-10-C-NF					NF	1.25		93×69.6×244						
LB-187-10-C-NFSPO						1.5		100×76×247						
LB-187-10-C-SF					SF	1.25		93×69×244						
LB-187-10-C-SFSPO						1.5		100×76×247						
LB-187-10-C-TF					TF	1.25		93×69.5×244						
LB-187-10-C-TFSPO						1.5		100×76×247						
LB-187-10-C-7					7mm	1.25		93×78.3×244						
LB-187-10-C-7SPO						1.5		100×81.8×247						
LB-187-10-C-3.5F					3.5F	1.25		93×69×244						
LB-187-10-C-3.5FSPO						1.5		100×76×247						
LB-187-15-A					3.95-5.85	WR187		Linear	15	FDP48	1.15	Al	168×118×210	
LB-187-15-ASPO													1.25	175×125×213
LB-187-15-C-NF	NF	1.25	168×118×264											
LB-187-15-C-NFSPO		1.25	175×125×267											
LB-187-15-C-SF	SF	1.25	168×118×264											
LB-187-15-C-SFSPO		1.25	175×125×267											
LB-187-15-C-TF	TF	1.25	168×118×264											
LB-187-15-C-TFSPO		1.25	175×125×267											
LB-187-15-C-7	7mm	1.25	168×118×264											
LB-187-15-C-7SPO		1.25	175×125×267											
LB-187-15-C-3.5F	3.5F	1.25	168×118×264											
LB-187-15-C-3.5FSPO		1.25	175×125×267											
LB-187-20-A	3.95-5.85	WR187	Linear	20			FDP48			1.15			Al	273.8×211.8×350
LB-187-20-ASPO														1.25
LB-187-20-C-NF					NF	1.25	273.8×211.8×404							
LB-187-20-C-NFSPO						1.25	282×220×409							
LB-187-20-C-SF					SF	1.25	273.8×211.8×404							
LB-187-20-C-SFSPO						1.25	282×220×409							
LB-187-20-C-TF					TF	1.25	273.8×211.8×404							
LB-187-20-C-TFSPO						1.25	282×220×409							
LB-187-20-C-7					7mm	1.25	273.8×211.8×404							
LB-187-20-C-7SPO						1.25	282×220×409							
LB-187-20-C-3.5F					3.5F	1.25	273.8×211.8×404							
LB-187-20-C-3.5FSPO						1.25	282×220×409							

Model	Freq.(GHz)	Waveguide	Pol.	Gain Typ.	Output	VSWR Typ.	Mat.	Size (mm)
LB-187-25-A	3.95-5.85	WR187	Linear	25	FDP48	1.15	Al	600×560×1696
LB-187-25-ASPO								616×576×1700
LB-187-25-C-NF					NF	1.25		600×560×1750
LB-187-25-C-NFSP0								616×576×1754
LB-187-25-C-SF					SF	1.25		600×560×1750
LB-187-25-C-SFSP0								616×576×1754
LB-187-25-C-TF					TF	1.25		600×560×1750
LB-187-25-C-TFSP0								616×576×1754
LB-187-25-C-7					7mm	1.25		600×560×1750
LB-187-25-C-7SP0								616×576×1754
LB-187-25-C-3.5F					3.5F	1.25		600×560×1750
LB-187-25-C-3.5FSP0								616×576×1754
LB-159-10-A					4.9-7.05	WR159		Linear
LB-159-10-ASPO	1.25	81×61.9×128						
LB-159-10-C-NF	NF	1.25	81×65×175					
LB-159-10-C-NFSP0		1.5	81×65×178					
LB-159-10-C-SF	SF	1.25	81×61.9×175					
LB-159-10-C-SFSP0		1.5	81×61.9×178					
LB-159-10-C-TF	TF	1.25	81×64.9×175					
LB-159-10-C-TFSP0		1.5	81×64.9×178					
LB-159-10-C-7	7mm	1.25	81×73.8×175					
LB-159-10-C-7SP0		1.5	81×73.8×178					
LB-159-10-C-3.5F	3.5F	1.25	81×61.9×175					
LB-159-10-C-3.5FSP0		1.5	81×61.9×178					
LB-159-15-A	4.9-7.05	WR159	Linear	15			FDP58	
LB-159-15-ASPO					145×110×183			
LB-159-15-C-NF					NF	1.25	138.1×102.9×230	
LB-159-15-C-NFSP0							145×110×233	
LB-159-15-C-SF					SF	1.25	138.1×102.9×230	
LB-159-15-C-SFSP0							145×110×233	
LB-159-15-C-TF					TF	1.25	138.1×102.9×230	
LB-159-15-C-TFSP0							145×110×233	
LB-159-15-C-7					7mm	1.25	138.1×102.9×230	
LB-159-15-C-7SP0							145×110×233	
LB-159-15-C-3.5F					3.5F	1.25	138.1×102.9×230	
LB-159-15-C-3.5FSP0							145×110×233	

Model	Freq.(GHz)	Waveguide	Pol.	Gain Typ.	Output	VSWR Typ.	Mat.	Size (mm)					
LB-159-20-A	4.9-7.05	WR159	Linear	20	FDP58	1.1	Al	225×173×265					
LB-159-20-ASPO								232×180×268					
LB-159-20-C-NF					NF	1.25		225×173×315					
LB-159-20-C-NFSPO								232×180×318					
LB-159-20-C-SF					SF	1.25		225×173×315					
LB-159-20-C-SFSPO								232×180×318					
LB-159-20-C-TF					TF	1.25		225×173×315					
LB-159-20-C-TFSPO								232×180×318					
LB-159-20-C-7					7mm	1.25		225×173×315					
LB-159-20-C-7SPO								232×180×318					
LB-159-20-C-3.5F					3.5F	1.25		225×173×315					
LB-159-20-C-3.5FSPO								232×180×318					
LB-137-10-A					5.85-8.2	WR137		Linear	10	FDP70	1.15	Al	68.3×49.2×110
LB-137-10-ASPO											1.25		68.3×54×112.5
LB-137-10-C-NF	NF	1.25	68.3×56.5×158										
LB-137-10-C-NFSPO		1.5	68.3×58.9×160.5										
LB-137-10-C-SF	SF	1.25	68.3×49.2×158										
LB-137-10-C-SFSPO		1.5	68.3×54×160.5										
LB-137-10-C-TF	TF	1.25	68.3×56.4×158										
LB-137-10-C-TFSPO		1.5	68.3×58.8×160.5										
LB-137-10-C-7	7mm	1.25	68.3×65.1×158										
LB-137-10-C-7SPO		1.5	68.3×67.6×160.5										
LB-137-10-C-3.5F	3.5F	1.25	68.3×49.2×158										
LB-137-10-C-3.5FSPO		1.5	68.3×54×160.5										
LB-137-15-A	5.85-8.2	WR137	Linear	15			FDP70			1.15	Al		143.2×113.2×170
LB-137-15-ASPO													150×120×173
LB-137-15-C-NF					NF	1.25	143.2×113.2×218						
LB-137-15-C-NFSPO							150×120×221						
LB-137-15-C-SF					SF	1.25	143.2×113.2×218						
LB-137-15-C-SFSPO							150×120×221						
LB-137-15-C-TF					TF	1.25	143.2×113.2×218						
LB-137-15-C-TFSPO							150×120×221						
LB-137-15-C-7					7mm	1.25	143.2×113.2×218						
LB-137-15-C-7SPO							150×120×221						
LB-137-15-C-3.5F					3.5F	1.25	143.2×113.2×218						
LB-137-15-C-3.5FSPO							150×120×221						

Model	Freq.(GHz)	Waveguide	Pol.	Gain Typ.	Output	VSWR Typ.	Mat.	Size (mm)
LB-137-20-A	5.85-8.2	WR137	Linear	20	FDP70	1.1	Al	197×153×290
LB-137-20-ASPO								206×162×294
LB-137-20-C-NF								197×153×338
LB-137-20-C-NFSPO					206×162×342			
LB-137-20-C-SF					197×153×338			
LB-137-20-C-SFSPO					206×162×342			
LB-137-20-C-TF					1.25	197×153×338		
LB-137-20-C-TFSPO					206×162×342			
LB-137-20-C-7					7mm	197×153×338		
LB-137-20-C-7SPO					206×162×342			
LB-137-20-C-3.5F					3.5F	197×153×338		
LB-137-20-C-3.5FSPO					206×162×342			
LB-137-25-A					5.85-8.2	WR137		Linear
LB-137-25-ASPO	462×432×1404							
LB-137-25-C-NF	446×416×1448							
LB-137-25-C-NFSPO	462×432×1452							
LB-137-25-C-SF	446×416×1448							
LB-137-25-C-SFSPO	462×432×1452							
LB-137-25-C-TF	1.25	446×416×1448						
LB-137-25-C-TFSPO	462×432×1452							
LB-137-25-C-7	7mm	446×416×1448						
LB-137-25-C-7SPO	462×432×1452							
LB-137-25-C-3.5F	3.5F	446×416×1448						
LB-137-25-C-3.5FSPO	462×432×1452							
LB-112-10-A	7.05-10.0	WR112	Linear	10			FBP84	
LB-112-10-ASPO					1.25	58×47.8×92.5		
LB-112-10-C-NF					NF	1.25	52×54.2×130	
LB-112-10-C-NFSPO						1.5	58×54.2×132.5	
LB-112-10-C-SF					SF	1.25	52×47.8×130	
LB-112-10-C-SFSPO						1.5	58×47.8×132.5	
LB-112-10-C-TF					TF	1.25	52×54×130	
LB-112-10-C-TFSPO						1.5	58×54×132.5	
LB-112-10-C-7					7mm	1.25	52×62.9×130	
LB-112-10-C-7SPO						1.5	58×62.9×132.5	
LB-112-10-C-3.5F					3.5F	1.25	52×47.8×130	
LB-112-10-C-3.5FSPO						1.5	58×47.8×132.5	

Model	Freq.(GHz)	Waveguide	Pol.	Gain Typ.	Output	VSWR Typ.	Mat.	Size (mm)					
LB-112-15-A	7.05-10.0	WR112	Linear	15	FBP84	1.15	Al	102×71×140					
LB-112-15-ASPO								109×78×143					
LB-112-15-C-NF					NF	1.25		102×71×180					
LB-112-15-C-NFSPO								109×78×183					
LB-112-15-C-SF					SF	1.25		102×71×180					
LB-112-15-C-SFSPO								109×78×183					
LB-112-15-C-TF					TF	1.25		102×71×180					
LB-112-15-C-TFSPO								109×78×183					
LB-112-15-C-7					7mm	1.25		102×74.5×180					
LB-112-15-C-7SPO								109×78×183					
LB-112-15-C-3.5F					3.5F	1.25		102×71×180					
LB-112-15-C-3.5FSPO								109×78×183					
LB-112-20-A					7.05-10.0	WR112		Linear	20	FBP84	1.15	Al	172×128×230
LB-112-20-ASPO													179×135×233
LB-112-20-C-NF	NF	1.25	172×128×270										
LB-112-20-C-NFSPO			179×135×273										
LB-112-20-C-SF	SF	1.25	172×128×270										
LB-112-20-C-SFSPO			179×135×273										
LB-112-20-C-TF	TF	1.25	172×128×270										
LB-112-20-C-TFSPO			179×135×273										
LB-112-20-C-7	7mm	1.25	172×128×270										
LB-112-20-C-7SPO			179×135×273										
LB-112-20-C-3.5F	3.5F	1.25	172×128×270										
LB-112-20-C-3.5FSPO			179×135×273										
LB-90-10-A	8.2-12.4	WR90	Linear	10			FBP100			1.15	Al		42×41.4×75
LB-90-10-ASPO										1.25			48×43×77.5
LB-90-10-C-SF					SF	1.25	42×41.4×113						
LB-90-10-C-SFSPO						1.5	48×43×115.5						
LB-90-10-C-ESF					Endlaunch SF	1.25	42×41.4×122.4						
LB-90-10-C-ESFSPO						1.5	48×43×124.9						
LB-90-10-C-NF					NF	1.25	42×49.6×113						
LB-90-10-C-NFSPO						1.5	48×50.6×115.5						
LB-90-10-C-TF					TF	1.25	42×49.5×113						
LB-90-10-C-TFSPO						1.5	48×51.1×115.5						
LB-90-10-C-7					7mm	1.25	42×58.5×113						
LB-90-10-C-7SPO						1.5	48×60.1×115.5						
LB-90-10-C-3.5F					3.5F	1.25	42×41.4×113						
LB-90-10-C-3.5FSPO						1.5	48×43×115.5						

Model	Freq.(GHz)	Waveguide	Pol.	Gain Typ.	Output	VSWR Typ.	Mat.	Size (mm)
LB-90-15-A	8.2-12.4	WR90	Linear	15	FBP100	1.15	Al	84×60×105
LB-90-15-ASPO								90×66×107.5
LB-90-15-C-SF								84×60×143
LB-90-15-C-SFSPO					SF	1.25		90×66×145.5
LB-90-15-C-NF								84×60×143
LB-90-15-C-NFSPO								90×66×145.5
LB-90-15-C-TF					TF	1.25		84×60×143
LB-90-15-C-TFSPO								90×66×145.5
LB-90-15-C-7								84×67.8×143
LB-90-15-C-7SPO					7mm	1.25		90×70.8×145.5
LB-90-15-C-3.5F								84×60×143
LB-90-15-C-3.5FSPO								90×66×145.5
LB-90-20-A					8.2-12.4	WR90		Linear
LB-90-20-ASPO	144×113×203							
LB-90-20-C-SF	138×107×238							
LB-90-20-C-SFSPO	SF	1.25	144×113×241					
LB-90-20-C-NF			138×107×238					
LB-90-20-C-NFSPO			144×113×241					
LB-90-20-C-TF	TF	1.25	138×107×238					
LB-90-20-C-TFSPO			144×113×241					
LB-90-20-C-7			138×107×238					
LB-90-20-C-7SPO	7mm	1.25	144×113×241					
LB-90-20-C-3.5F			138×107×238					
LB-90-20-C-3.5FSPO			144×113×241					
LB-90-25-A2	8.2-12.4	WR90	Linear	25			FBP100	
LB-90-25-A2SPO					255×215×646			
LB-90-25-C2-SF					244×204×678			
LB-90-25-C2-SFSPO					SF	1.25	255×215×684	
LB-90-25-C2-NF							244×204×678	
LB-90-25-C2-NFSPO							255×215×684	
LB-90-25-C2-TF					TF	1.25	244×204×678	
LB-90-25-C2-TFSPO							255×215×684	
LB-90-25-C2-7							244×204×678	
LB-90-25-C2-7SPO					7mm	1.25	255×215×684	
LB-90-25-C2-3.5F							244×204×678	
LB-90-25-C2-3.5FSPO							255×215×684	
LB-102-10-A					7.0-11.0	WR102	Linear	10
LB-102-10-C-SF	SF	1.25	46 x 51.9 x 123					
LB-102-10-C-NF	NF		46 x 51.9 x 123					
LB-102-15-A	7.0-11.0	WR102	Linear	15	WR102	1.15	Al	87 x 67 x 135
LB-102-15-C-SF					SF	1.25		87 x 67 x 173
LB-102-15-C-NF					NF			87 x 67 x 173
LB-102-20-A	7.0-11.0	WR102	Linear	20	WR102	1.15	Al	168 x 123 x 225
LB-102-20-C-SF					SF	1.25		168 x 123 x 263
LB-102-20-C-NF					NF			168 x 123 x 263

Model	Freq.(GHz)	Waveguide	Pol.	Gain Typ.	Output	VSWR Typ.	Mat.	Size (mm)					
LB-102-25-A	7.0-11.0	WR102	Linear	25	WR102	1.15	Al	275 x 230 x 700					
SF					1.25	275 x 230 x 738							
NF						275 x 230 x 738							
LB-75-10-A	10.0-15.0	WR75	Linear	10	FBP120	1.15	Al	38×38×65					
LB-75-10-ASPO						1.25		44×38×67					
LB-75-10-C-SF					SF	1.25		38×38.2×95					
LB-75-10-C-SFSPO						1.5		44×38.2×97					
LB-75-10-C-NF					NF	1.25		38×47.8×95					
LB-75-10-C-NFSPO						1.5		44×47.8×97					
LB-75-10-C-TF					TF	1.25		38×47.6×95					
LB-75-10-C-TFSPO						1.5		44×47.6×97					
LB-75-10-C-7					7mm	1.25		38×56.5×95					
LB-75-10-C-7SPO						1.5		44×56.5×97					
LB-75-10-C-3.5F					3.5F	1.25		38×38.2×95					
LB-75-10-C-3.5FSPO						1.5		44×38.2×97					
LB-75-15-A					10.0-15.0	WR75		Linear	15	FBP120	1.15	Al	68×48×90
LB-75-15-ASPO													74×54×92.5
LB-75-15-C-SF										SF			68×48×120
LB-75-15-C-SFSPO		74×54×120.5											
LB-75-15-C-NF	NF		68×52.8×120										
LB-75-15-C-NFSPO			74×55.8×120.5										
LB-75-15-C-TF	TF	1.25	68×52.6×120										
LB-75-15-C-TFSPO			74×55.6×120.5										
LB-75-15-C-7	7mm		68×61.5×120										
LB-75-15-C-7SPO			74×64.5×120.5										
LB-75-15-C-3.5F	3.5F		68×48×120										
LB-75-15-C-3.5FSPO			74×54×120.5										
LB-75-20-A	10.0-15.0	WR75	Linear	20			FBP120			1.1	Al		103×83×155
LB-75-20-ASPO													116×91×158
LB-75-20-C-SF							SF						103×83×185
LB-75-20-C-SFSPO						116×91×188							
LB-75-20-C-NF					NF		103×83×185						
LB-75-20-C-NFSPO							116×91×188						
LB-75-20-C-TF					TF	1.25	103×83×185						
LB-75-20-C-TFSPO							116×91×188						
LB-75-20-C-7					7mm		103×83×185						
LB-75-20-C-7SPO							116×91×188						
LB-75-20-C-3.5F					3.5F		103×83×185						
LB-75-20-C-3.5FSPO							116×91×188						

Model	Freq.(GHz)	Waveguide	Pol.	Gain Typ.	Output	VSWR Typ.	Mat.	Size (mm)						
LB-75-25-A	10.0-15.0	WR75	Linear	25	FBP120	1.1	Al	185×155×400						
LB-75-25-ASPO								194×164×403						
LB-75-25-C-SF								185×155×430						
LB-75-25-C-SFSPO					SF	1.25		194×164×433						
LB-75-25-C-NF								185×155×430						
LB-75-25-C-NFSPO					NF	1.25		194×164×433						
LB-75-25-C-TF					185×155×430									
LB-75-25-C-TFSPO					TF	194×164×433								
LB-75-25-C-7					7mm	1.25		185×155×430						
LB-75-25-C-7SPO								194×164×433						
LB-75-25-C-3.5F								185×155×430						
LB-75-25-C-3.5FSPO					3.5F	1.25		194×164×433						
LB-62-10-A					12.4-18.0	WR62		Linear	10	FBP140	1.15	Al	33.3×33.3×60	
LB-62-10-ASPO	1.5	37×33.3×62												
LB-62-10-C-SF	1.25	33.3×34.9×87												
LB-62-10-C-SFSPO	SF	1.5	37×34.9×89											
LB-62-10-C-NF			33.3×44.6×87											
LB-62-10-C-NFSPO	NF	1.5	37×44.6×89											
LB-62-10-C-TF	TF	1.25	33.3×44.4×87											
LB-62-10-C-TFSPO			37×44.4×89											
LB-62-10-C-7	7mm	1.25	33.3×53.3×87											
LB-62-10-C-7SPO			1.5	37×53.3×89										
LB-62-10-C-3.5F			1.25	33.3×35.1×87										
LB-62-10-C-3.5FSPO	3.5F	1.5	37×35.1×89											
LB-62-15-A	12.4-18.0	WR62	Linear	15			FBP140			1.15	Al		50×35×60	
LB-62-15-ASPO														58×43×62.5
LB-62-15-C-SF													SF	1.25
LB-62-15-C-SFSPO					58×43×89.5									
LB-62-15-C-NF					NF	1.25	50×45.4×87							
LB-62-15-C-NFSPO							58×49.4×89.5							
LB-62-15-C-TF					TF	1.25	50×45.2×87							
LB-62-15-C-TFSPO							58×49.2×89.5							
LB-62-15-C-7					7mm	1.25	50×54.1×87							
LB-62-15-C-7SPO							58×58.1×89.5							
LB-62-15-C-3.5F							50×35.9×87							
LB-62-15-C-3.5FSPO					3.5F	1.25	58×39.9×89.5							

Model	Freq.(GHz)	Waveguide	Pol.	Gain Typ.	Output	VSWR Typ.	Mat.	Size (mm)					
LB-62-20-A	12.4-18.0	WR62	Linear	20	FBP140	1.1	Al	93.2×72.1×135					
LB-62-20-ASPO								101×80×138					
LB-62-20-C-SF					SF	1.25		93.2×72.1×162					
LB-62-20-C-SFSP0								101×80×165					
LB-62-20-C-NF					NF	1.25		93.2×72.1×162					
LB-62-20-C-NFSP0								101×80×165					
LB-62-20-C-TF					TF	1.25		93.2×72.1×162					
LB-62-20-C-TFSP0								101×80×165					
LB-62-20-C-7					7mm	1.25		93.2×72.1×162					
LB-62-20-C-7SPO								101×80×165					
LB-62-20-C-3.5F					3.5F	1.25		93.2×72.1×162					
LB-62-20-C-3.5FSP0								101×80×165					
LB-62-25-A2					12.4-18.0	WR62		Linear	25	FBP140	1.1	Al	155×140×336
LB-62-25-A2SPO													162×140×339
LB-62-25-C2-SF	SF	1.25	155×140×363										
LB-62-25-C2-SFSP0			162×140×366										
LB-62-25-C2-NF	NF	1.25	155×140×363										
LB-62-25-C2-NFSP0			162×140×366										
LB-62-25-C2-TF	TF	1.25	155×140×363										
LB-62-25-C2-TFSP0			162×140×366										
LB-62-25-C2-7	7mm	1.25	155×140×363										
LB-62-25-C2-7SPO			162×140×366										
LB-62-25-C2-3.5F	3.5F	1.25	155×140×363										
LB-62-25-C2-3.5FSP0			162×140×366										
LB-51-10-A	15.0-22.0	WR51	Linear	10			FBP180			1.15	Cu		30.2×30.2×47
LB-51-10-ASPO										1.25			31.6×30.2×49
LB-51-10-C-SF					SF	1.25	30.2×32.7×74						
LB-51-10-C-SFSP0						1.5	31.6×32.7×76						
LB-51-10-C-ESF					Endlaunch SF	1.25	30.2×30.2×83.4						
LB-51-10-C-ESFSP0						1.5	31.6×30.2×85.4						
LB-51-15-A	15.0-22.0	WR51	Linear	15	FBP180	1.15	Cu	44×34×60					
LB-51-15-ASPO						1.25		50×40×62.5					
LB-51-15-C-SF					SF	1.25		44×34×87					
LB-51-15-C-SFSP0								50×40×89.5					
LB-51-20-A	15.0-22.0	WR51	Linear	20	FBP180	1.15	Cu	77×60×110					
LB-51-20-ASPO						1.25		83×66×112.5					
LB-51-20-C-SF					SF	1.25		77×60×137					
LB-51-20-C-SFSP0								83×66×139.5					
LB-51-25-A	15.0-22.0	WR51	Linear	25	FBP180	1.15	Cu	130×100×260					
LB-51-25-ASPO						1.25		137×107×263					
LB-51-25-C-SF					SF	1.25		130×100×287					
LB-51-25-C-SFSP0								137×107×290					

Model	Freq.(GHz)	Waveguide	Pol.	Gain Typ.	Output	VSWR Typ.	Mat.	Size (mm)
LB-42-10-A	18.0-26.5	WR42	Linear	10	FBP220	1.15	Cu	22.4×22.4×42
LB-42-10-ASPO						1.25		26.2×22.4×43.5
LB-42-10-C-SF					SF	1.25		22.4×27.8×77
LB-42-10-C-SFSPO						1.5		26.2×27.8×78.5
LB-42-10-C-KF					KF	1.25		22.4×27.8×77
LB-42-10-C-KFSPO						1.5		26.2×27.8×78.5
LB-42-10-C-3.5F					3.5F	1.25		22.4×27.8×77
LB-42-10-C-3.5FSPO						1.5		26.2×27.8×78.5
LB-42-15-A	18.0-26.5	WR42	Linear	15	FBP220	1.15	Cu	34×24.5×48
LB-42-15-ASPO						1.25		38.6×29.1×50
LB-42-15-C-SF					SF	1.25		34×28.8×83
LB-42-15-C-SFSPO						1.25		38.6×31.1×85
LB-42-15-C-KF					KF	1.25		34×28.8×83
LB-42-15-C-KFSPO						1.25		38.6×31.1×85
LB-42-15-C-3.5F					3.5F	1.25		34×28.8×83
LB-42-15-C-3.5FSPO						1.25		38.6×31.1×85
LB-42-20-A	18.0-26.5	WR42	Linear	20	FBP220	1.15	Cu	64.3×50.3×90
LB-42-20-ASPO						1.25		71.5×57.4×92.5
LB-42-20-C-SF					SF	1.25		64.3×50.3×125
LB-42-20-C-SFSPO						1.25		71.5×57.4×127.5
LB-42-20-C-KF					KF	1.25		64.3×50.3×125
LB-42-20-C-KFSPO						1.25		71.5×57.4×127.5
LB-42-20-C-3.5F					3.5F	1.25		64.3×50.3×125
LB-42-20-C-3.5FSPO						1.25		71.5×57.4×127.5
LB-42-25-A2	18.0-26.5	WR42	Linear	25	FBP220	1.15	Al	105×90×271
LB-42-25-A2SPO						1.25		111×92×274
LB-42-25-C2-SF					SF	1.25		105×90×306
LB-42-25-C2-SFSPO						1.25		111×92×309
LB-42-25-C2-KF					KF	1.25		105×90×306
LB-42-25-C2-KFSPO						1.25		111×92×309
LB-42-25-C2-3.5F					3.5F	1.25		105×90×306
LB-42-25-C2-3.5FSPO						1.25		111×92×309
LB-34-10-A	22.0-33.0	WR34	Linear	10	FBP260	1.15	Cu	21.1×21.1×39
LB-34-10-ASPO						1.25		24×21.1×40.5
LB-34-10-C-KF					KF	1.25		21.1×27.1×63
LB-34-10-C-KFSPO						1.5		24×27.1×64.5
LB-34-15-A	22.0-33.0	WR34	Linear	15	FBP260	1.15	Cu	31×22×42
LB-34-15-ASPO						1.25		37×28×44
LB-34-15-C-KF					KF	1.25		31×27.6×66
LB-34-15-C-KFSPO						1.25		37×30.6×68
LB-34-20-A	22.0-33.0	WR34	Linear	20	FBP260	1.15	Cu	54×42×95
LB-34-20-ASPO						1.25		63×51×97.5
LB-34-20-C-KF					KF	1.25		54×42×119
LB-34-20-C-KFSPO						1.25		63×51×121.5

Model	Freq.(GHz)	Waveguide	Pol.	Gain Typ.	Output	VSWR Typ.	Mat.	Size (mm)	
LB-34-25-A2	22.0-33.0	WR34	Linear	25	FBP260	1.15	Cu	92×80×220	
LB-34-25-A2SPO								101×81×223	
LB-34-25-C2-KF					KF	1.25		92×80×244	
LB-34-25-C2-KFSPO								101×81×247	
LB-28-10-A	26.5-40.0	WR28	Linear	10	FBP320	1.15	Cu	19.1×19.1×31	
LB-28-10-ASPO								19.1×19.1×32.5	
LB-28-10-C-KF					KF	1.25		19.1×25.7×55	
LB-28-10-C-KFSPO								19.1×25.7×56.5	
LB-28-10-C-2.4F					2.4F	1.25		19.1×26.6×55	
LB-28-10-C-2.4FSPO								19.1×26.6×56.5	
LB-28-10-64-C-2.4F	22.5-45.0	WR28	Linear	10	2.4F	1.4	Cu	19.1×26.3×53.8	
LB-28-10-64-C-2.4FSPO								19.1×26.3×55.3	
LB-28-10-68-C-2.4F	24.0-50.0	WR28	Linear	10	2.4F	1.4	Cu	19.1×26.3×54.6	
LB-28-10-68-C-2.4FSPO								19.1×26.3×56.1	
LB-28-10-72-C-2.4F	24.0-54.0	WR28	Linear	10	2.4F	1.25	Cu	19.1×26×55	
LB-28-10-72-C-2.4FSPO								19.1×26×56.5	
LB-28-10-72-C-1.85F					1.85F			1.25	19.1×26.1×56
LB-28-10-72-C-1.85FSPO									19.1×26.1×57.5
LB-28-15-A	26.5-40.0	WR28	Linear	15	FBP320	1.15	Cu	20.2×19.1×36	
LB-28-15-ASPO								23.8×20.2×37.5	
LB-28-15-C-KF					KF	1.25		20.2×25.7×60	
LB-28-15-C-KFSPO								23.8×26.3×61.5	
LB-28-15-C-2.4F					2.4F	1.25		20.2×26.6×60	
LB-28-15-C-2.4FSPO								23.8×27.2×61.5	
LB-28-15-64-C-2.4F	22.5-45.0	WR28	Linear	15	2.4F	1.4	Cu	20.2×26.3×58.8	
LB-28-15-64-C-2.4FSPO								23.8×26.9×61.1	
LB-28-15-68-C-2.4F	24.0-50.0	WR28	Linear	15	2.4F	1.4	Cu	20.2×26.3×59.6	
LB-28-15-68-C-E2.4F					Endlaunch 2.4F			20.2×26.3×59.6	
LB-28-15-68-C-2.4FSPO					2.4F			23.8×26.9×61.1	
LB-28-15-72-C-2.4F	24.0-50.0	WR28	Linear	15	2.4F	1.25	Cu	20.2×26×60	
LB-28-15-72-C-2.4FSPO								23.8×26.6×61.5	
LB-28-15-72-C-1.85F					1.85F			1.25	20.2×26×61
LB-28-15-72-C-1.85FSPO									23.8×26.6×62.5
LB-28-20-A	26.5-40.0	WR28	Linear	20	FBP320	1.15	Cu	40.4×31.9×70	
LB-28-20-ASPO								48.5×40×72.5	
LB-28-20-C-KF					KF	1.25		40.4×32.1×94	
LB-28-20-C-KFSPO								48.5×40×96.5	
LB-28-20-C-2.4F					2.4F	1.25		40.4×33×94	
LB-28-20-C-2.4FSPO								48.5×40×96.5	
LB-28-20-C-E2.4F					Endlaunch 2.4F	1.25		40.4×31.9×105.7	
LB-28-20-C-E2.4FSPO								48.5×40×108.2	

Model	Freq.(GHz)	Waveguide	Pol.	Gain Typ.	Output	VSWR Typ.	Mat.	Size (mm)
LB-28-20-64-C-2.4F	22.5-45.0	WR28	Linear	20	2.4F	1.4	Cu	40.4×32.7×92.8
LB-28-20-64-C-2.4FSPO								48.5×40×95.3
LB-28-20-68-C-2.4F	24.0-50.0	WR28	Linear	20	2.4F	1.4	Cu	40.4×32.8×93.6
LB-28-20-68-C-2.4FSPO								48.5×36×96.1
LB-28-20-72-C-2.4F	24.0-54.0	WR28	Linear	20	2.4F	1.25	Cu	40.4×32.5×94
LB-28-20-72-C-2.4FSPO								48.5×40×96.5
LB-28-20-72-C-1.85F					40.4×32.5×95			
LB-28-20-72-C-1.85FSPO								48.5×40×97.5
LB-28-25-A2	26.5-40.0	WR28	Linear	25	FBP320	1.15	Cu	71×70×172
LB-28-25-A2SPO					74.6×70×174.5			
LB-28-25-C2-KF					KF	1.25		71×70×196
LB-28-25-C2-KFSPO								76.6×70×198.5
LB-28-25-C2-2.4F					2.4F	1.25		71×70×196
LB-28-25-C2-2.4FSPO								76.6×70×198.5
LB-28-25-C2-EKF					Endlaunch KF	1.25		71×70×206.4
LB-28-25-C2-EKFSPO								76.6×70×208.9
LB-28-25-64-C2-2.4F	22.5-45.0	WR28	Linear	25	2.4F	1.4	Cu	71×70×194.8
LB-28-25-64-C2-2.4FSPO								76.6×70×197.3
LB-28-25-68-C2-2.4F	24.0-50.0	WR28	Linear	25	2.4F	1.4	Cu	71×70×195.6
LB-28-25-68-C2-2.4FSPO								76.6×70×198.1
LB-28-25-72-C2-2.4F	24.0-54.0	WR28	Linear	25	2.4F	1.25	Cu	71×70×196
LB-28-25-72-C2-2.4FSPO								76.6×70×198.5
LB-28-25-72-C2-1.85F					71×70×197			
LB-28-25-72-C2-1.85FSPO								76.6×70×199.5
LB-22-10-A	33.0-50.0	WR22	Linear	10	FUGP400	1.1	Cu	28.6×28.6×30
LB-22-10-ASPO						1.2		28.6×28.6×31.5
LB-22-10-C-2.4F					2.4F	1.3		28.6×31.4×54
LB-22-10-C-2.4FSPO						1.35		28.6×31.4×55.5
LB-22-15-A	33.0-50.0	WR22	Linear	15	FUGP400	1.1	Cu	28.6×28.6×30
LB-22-15-ASPO						1.15		28.6×28.6×31.5
LB-22-15-C-2.4F					2.4F	1.3		28.6×31.4×54
LB-22-15-C-2.4FSPO						1.35		28.6×31.4×55.5
LB-22-20-A	33.0-50.0	WR22	Linear	20	FUGP400	1.1	Cu	35×28.6×51.4
LB-22-20-ASPO						1.15		39.6×31.6×53.4
LB-22-20-C-2.4F					2.4F	1.25		35×31.4×75.4
LB-22-20-C-2.4FSPO						1.3		39.6×32.92×77.4
LB-22-25-A2	33.0-50.0	WR22	Linear	25	FUGP400	1.1	Cu	60×60×150
LB-22-25-A2SPO						1.15		65×60×152.5
LB-22-25-C2-2.4F					2.4F	1.3		60×60×174
LB-22-25-C2-2.4FSPO						1.35		65×60×176.5

Model	Freq.(GHz)	Waveguide	Pol.	Gain Typ.	Output	VSWR Typ.	Mat.	Size (mm)				
LB-19-10-A	40.0-60.0	WR19	Linear	10	FUGP500	1.15	Cu	28.6×28.6×25				
LB-19-10-ASPO						1.25		28.6×28.6×26.5				
LB-19-10-C-2.4F	40.0-50.0				2.4F	1.25		28.6×30.8×51				
LB-19-10-C-2.4FSPO						1.3		28.6×30.8×51				
LB-19-10-C-E2.4F	40.0-60.0				Endlaunch 2.4F	1.25		28.6 x 28.6 x 48.1				
LB-19-10-C-1.85F						1.25		28.6×31.3×51				
LB-19-10-C-1.85FSPO						1.3		28.6×31.3×52.5				
LB-19-15-A	40.0-60.0				WR19	Linear		15	FUGP500	1.15	Cu	28.6×28.6×25
LB-19-15-ASPO										1.2		28.6×28.6×26.5
LB-19-15-C-2.4F	40.0-50.0								2.4F	1.25		28.6×30.8×51
LB-19-15-C-2.4FSPO										1.3		28.6×30.8×52.5
LB-19-15-C-E2.4F	40.0-60.0								Endlaunch 2.4F	1.25		28.6 x 28.6 x 48.1
LB-19-15-C-1.85F		1.25	28.6×31.3×51									
LB-19-15-C-1.85FSPO		1.3	28.6×31.3×52.5									
LB-19-20-A	40.0-60.0	WR19	Linear	20			FUGP500		1.1	Cu		30×28.6×50
LB-19-20-ASPO									1.15			36.1×30×52
LB-19-20-C-2.4F	40.0-50.0						2.4F		1.25			30×31.9×76
LB-19-20-C-2.4FSPO									1.3			36.1×32.6×78
LB-19-20-C-E2.4F	40.0-60.0						Endlaunch 2.4F		1.25			28.6 x 28.6 x 73.1
LB-19-20-C-1.85F					1.25	30×31.3×76						
LB-19-20-C-1.85FSPO					1.3	36.1×32×78						
LB-19-25-A	40.0-60.0				WR19	Linear	25	FUGP500	1.15		Cu	49×41×130
LB-19-25-ASPO									1.2			55×47×132.5
LB-19-25-C-2.4F	40.0-50.0							2.4F	1.25			49×41×156
LB-19-25-C-2.4FSPO									1.3			55×47×158.5
LB-19-25-C2-E2.4F	40.0-60.0							Endlaunch 2.4F	1.25			28.6 x 28.6 x 153.1
LB-19-25-C-1.85F		1.25	49×41×156									
LB-19-25-C-1.85FSPO		1.3	55×47×158.5									
LB-15-10-A	50.0-75.0	WR15	Linear	10				FUGP620	1.2	Cu		19.1×19.1×40
LB-15-10-ASPO									1.4			19.1×19.1×41.5
LB-15-10-C-1.85F	50.0-65.0							1.85F	2			19.1×26.7×68
LB-15-10-C-1.85FSPO									2			19.1×26.7×69.5
LB-15-10-C-1.0F	50.0-75.0							1.0F	2			19.1×25×65.4
LB-15-10-C-1.0FSPO					2	19.1×25×66.9						
LB-15-15-A	50.0-75.0				WR15	Linear	15	FUGP620	1.15		Cu	19.1×19.1×40
LB-15-15-ASPO									1.3			19.1×19.1×41.5
LB-15-15-C-1.85F	50.0-65.0							1.85F	2			19.1×26.7×68
LB-15-15-C-1.85FSPO									2			19.1×26.7×69.5
LB-15-15-C-1.0F	50.0-75.0							1.0F	2			19.1×25×65.4
LB-15-15-C-1.0FSPO									2			19.1×25×66.9
LB-15-20-A	50.0-75.0	WR15	Linear	20				FUGP620	1.1	Cu		21.6×19.1×47.3
LB-15-20-ASPO									1.2			27×22×49.3
LB-15-20-C-1.85F	50.0-65.0							1.85F	1.5			21.6×26.7×75.3

LB-15-20-C-1.85FSPO					2	27×27.8×77.3
LB-15-20-C-1.0F	50.0-75.0			1.0F	1.5	21.6×25×72.7
LB-15-20-C-1.0FSPO					2	27×26.4×74.7

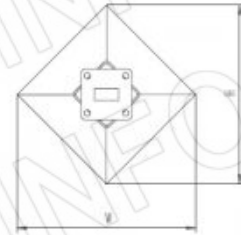
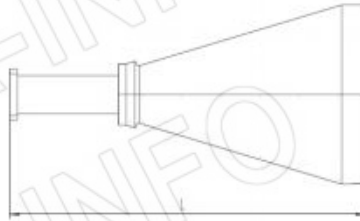
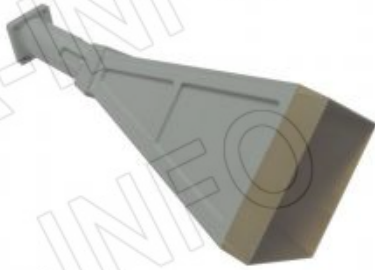
Model	Freq.(GHz)	Waveguide	Pol.	Gain Typ.	Output	VSWR Typ.	Mat.	Size (mm)
LB-15-25-A	50.0-75.0	WR15	Linear	25	FUGP620	1.1	Cu	36.8×29.8×91.4
LB-15-25-ASPO						1.2		43×36×93.9
LB-15-25-C-1.85F	50.0-65.0				1.85F	2		36.8×32×119.4
LB-15-25-C-1.85FSPO						2		43×36×121.9
LB-15-25-C-1.0F	50.0-75.0				1.0F	2		36.8×30.3×116.8
LB-15-25-C-1.0FSPO						2		43×36×119.3
LB-12-10-A	60.0-90.0	WR12	Linear	10	FUGP740	1.2	Cu	19.1×19.1×20
LB-12-10-ASPO						1.4		19.1×19.1×21.5
LB-12-10-C-1.0F					1.0F	1.4		19.1×25×45.4
LB-12-10-C-1.0FSPO						2.2		19.1×25×46.9
LB-12-15-A	60.0-90.0	WR12	Linear	15	FUGP740	1.15	Cu	19.1×19.1×25
LB-12-15-ASPO						1.3		19.1×19.1×26.5
LB-12-15-C-1.0F					1.0F	1.4		19.1×25×50.4
LB-12-15-C-1.0FSPO						2.2		19.1×25×51.9
LB-12-20-A	60.0-90.0	WR12	Linear	20	FUGP740	1.1	Cu	19.1×19.1×31.4
LB-12-20-ASPO						1.25		24×20×33.4
LB-12-20-C-1.0F					1.0F	1.3		19.1×25×56.8
LB-12-20-C-1.0FSPO						2		24×25.4×58.8
LB-12-20-C-E1.0F					Endlaunch 1.0F	1.3		19.1×19.1×51.1
LB-12-25-A	60.0-90.0	WR12	Linear	25	FUGP740	1.1	Cu	30.8×24.8×82
LB-12-25-ASPO						1.25		36×30×84
LB-12-25-C-1.0F					1.0F	1.3		30.8×27.8×107.4
LB-12-25-C-1.0FSPO						2		36×30.4×109.4
LB-12-25-C-E1.0F					Endlaunch 1.0F	1.3		-
LB-10-10-A	75.0-110.0	WR10	Linear	10	FUGP900	1.15	Cu	19.1×19.1×20
LB-10-10-ASPO						1.3		19.1×19.1×21
LB-10-10-C-1.0F					1.0F	1.5		19.1×25×45.4
LB-10-10-C-1.0FSPO						2		19.1×25×46.4
LB-10-15-A	75.0-110.0	WR10	Linear	15	FUGP900	1.1	Cu	19.1×19.1×25
LB-10-15-ASPO						1.3		19.1×19.1×26.5
LB-10-15-C-1.0F					1.0F	1.5		19.1×25×50.4
LB-10-15-C-1.0FSPO						2		19.1×25×51.9
LB-10-20-A	75.0-110.0	WR10	Linear	20	FUGP900	1.1	Cu	19.1×19.1×31.4
LB-10-20-ASPO						1.25		19.1×19.1×32.9
LB-10-20-C-1.0F					1.0F	1.5		19.1×25×56.8
LB-10-20-C-1.0FSPO						2		19.1×25×58.3
LB-10-25-A	75.0-110.0	WR10	Linear	25	FUGP900	1.1	Cu	26.8×20.8×70
LB-10-25-ASPO						1.25		32×26×72
LB-10-25-C-1.0F					1.0F	1.5		26.8×25.9×95.4
LB-10-25-C-1.0FSPO						2		32×28.5×97.4
LB-8-10-A	90.0-140.0	WR8	Linear	10	UG387/U-M	1.15	Cu	-
LB-8-10-ASPO						1.35		-

Model	Freq.(GHz)	Waveguide	Pol.	Gain Typ.	Output	VSWR Typ.	Mat.	Size (mm)
LB-8-15-A	90.0-140.0	WR8	Linear	15	UG387/U-M	1.10	Cu	19.1×19.1×20.4
LB-8-15-ASPO						1.30		-
LB-8-20-A	90.0-140.0	WR8	Linear	20	UG387/U-M	1.10	Cu	19.1×19.1×25.2
LB-8-20-ASPO						1.25		-
LB-8-25-A	90.0-140.0	WR8	Linear	25	UG387/U-M	1.1	Cu	21.4×19.1×51
LB-8-25-ASPO						1.25		26×21×52.5
LB-6-10-A	110.0-170.0	WR6	Linear	10	UG387/U-M	1.2	Cu	19.1×19.1×10.3
LB-6-10-ASPO						1.35		19.1×19.1×11.3
LB-6-15-A	110.0-170.0	WR6	Linear	15	UG387/U-M	1.15	Cu	19.1×19.1×12.5
LB-6-15-ASPO						1.30		19.1×19.1×14
LB-6-20-A	110.0-170.0	WR6	Linear	20	UG387/U-M	1.15	Cu	19.1×19.1×16.2
LB-6-20-ASPO						1.25		19.1×19.1×17.7
LB-6-25-A	110.0-170.0	WR6	Linear	25	UG387/U-M	1.15	Cu	19.1×19.1×41
LB-6-25-ASPO						1.25		22×19.1×42.5
LB-5-10-A	140.0-220.0	WR5	Linear	10	UG387/U-M	1.25	Cu	-
LB-5-10-ASPO						1.45		-
LB-5-15-A	140.0-220.0	WR5	Linear	15	UG387/U-M	1.2	Cu	19.1×19.1×10.2
LB-5-15-ASPO						1.4		-
LB-5-20-A	140.0-220.0	WR5	Linear	20	UG387/U-M	1.2	Cu	19.1×19.1×14
LB-5-20-ASPO						1.35		-
LB-5-25-A	140.0-220.0	WR5	Linear	25	UG387/U-M	1.2	Cu	19.1×19.1×32.2
LB-5-25-ASPO						1.35		19.1×19.1×33.7
LB-4-25-A	170.0-260.0	WR4	Linear	25	APF4	1.15	Cu	19.1×19.1×29.5
LB-4-10-A	170.0-260.0	WR4	Linear	10	APF4	1.15	Cu	19.1×19.1×7.2
LB-3-15-A	220.0-325.0	WR3	Linear	15	APF3	1.15	Cu	19.1×19.1×6.9
LB-3-20-A	220.0-325.0	WR3	Linear	20	APF3	1.15	Cu	19.1×19.1×10
LB-3-25-A	220.0-325.0	WR3	Linear	25	APF3	1.15	Cu	19.1×19.1×25.2
LB-2.8-25-A	260.0-400.0	WR2.8	Linear	25	APF2.8	1.15	Cu	19.1×19.1×20.7
LB-2.2-25-A	325.0-500.0	WR2.2	Linear	25	APF2.2	1.15	Cu	19.1×19.1×18.4
LB-1.5-25-A	500.0-750.0	WR1.5	Linear	25	APF1.5	1.15	Cu	-

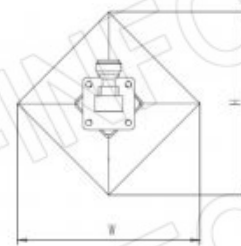
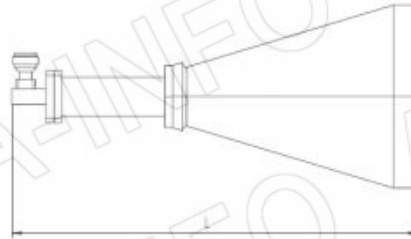
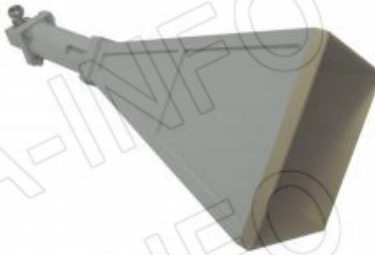
Note: A-INFO can offer WG to coaxial adapter for each horn antenna. Connector Type can be SMA or N Type or customized.

Diagonal Horn Antenna

A Type, WG Output:



C Type, Coaxial Output:



The LB-DG series diagonal horn antennas are linearly polarized and provide a symmetrical radiation pattern and extremely low side-lobes. A-INFO's diagonal horn antenna can cover from 750MHz to 220GHz frequency range. These horns are ideally suited for illumination of anechoic chamber, antenna far field test, radar cross section (RCS) measurement and other applications.

Model Information

Example Part Number: LB-DG -90 -10 -C -SF

Product Code

Waveguide Size: WR975 to WR5

Gain in dB, Standard gain is 15dB, 20dB, 25dB

Figure Type:

-A: Waveguide Output

-C: Coaxial Output. Connector type below needs to be specified

Figure C Connector Type Option:

7/16F=7/16 DIN Female

NF=N Type-Female; NM=N Type-Male;

SF=SMA-Female; SM=SMA-Male;

3.5F=3.5mm-Female; 3.5M=3.5mm-Male;

KF=2.92mm-Female; KM=2.92mm-Male;

2.4F=2.4mm-Female; 2.4M=2.4mm-Male;

1.85F=1.85mm-Female; 1.85M=1.85mm-Male;

1.0F=1.0mm-Female; 1.0M=1.0mm-Male

Calibration Option

Far Field Calibration Data with Extra Fee

Horn Antenna Accessories

1. Mounting Bracket
2. Tripod
3. Radome
4. Carrying Case

Model	Freq.(GHz)	EIA WG	Pol.	Gain Typ.	Output	Mat.	Size (mm)
LB-DG-975-15-A	0.75-1.12	WR975	Linear	15	FDP9(UDR9)	Al	-
LB-DG-975-15-C-NF					NF		-
LB-DG-975-15-C-SF					SF		-
LB-DG-975-15-C-7/16F					7/16F		-
LB-DG-770-15-A	0.96-1.45	WR770	Linear	15	FDP12(UDR12)	Al	840.6×840.6×1148
LB-DG-770-15-C-NF					NF		840.6×840.6×1314
LB-DG-770-15-C-SF					SF		840.6×840.6×1314
LB-DG-770-15-C-7/16F					7/16F		840.6×840.6×1314
LB-DG-650-15-A	1.12-1.7	WR650	Linear	15	FDP14(UDR14)	Al	-
LB-DG-650-15-C-NF					NF		-
LB-DG-650-15-C-SF					SF		-
LB-DG-650-15-C-7/16F					7/16F		-
LB-DG-510-15-A	1.45-2.2	WR510	Linear	15	FDP18(UDR18)	Al	557.8×557.8×821
LB-DG-510-15-C-NF					NF		557.8×557.8×932
LB-DG-510-15-C-SF					SF		557.8×557.8×932
LB-DG-510-15-C-7/16F					7/16F		557.8×557.8×932
LB-DG-430-15-A	1.7-2.6	WR430	Linear	15	FDP22(UDR22)	Al	-
LB-DG-430-15-C-NF					NF		-
LB-DG-430-15-C-SF					SF		-
LB-DG-430-15-C-7/16F					7/16F		-
LB-DG-430-20-A	1.7-2.6	WR430	Linear	20	FDP22(UDR22)	Al	-
LB-DG-430-20-C-NF					NF		-
LB-DG-430-20-C-SF					SF		-
LB-DG-430-20-C-7/16F					7/16F		-
LB-DG-340-15-A	2.2-3.3	WR340	Linear	15	FDP26(UDR26)	Al	407.3×407.3×609.4
LB-DG-340-15-C-NF					NF		407.3×407.3×701.4
LB-DG-340-15-C-SF					SF		407.3×407.3×701.4
LB-DG-340-15-C-7/16F					7/16F		407.3×407.3×701.4

Model	Freq.(GHz)	EIA WG	Pol.	Gain Typ.	Output	Mat.	Size (mm)
LB-DG-340-20-A	2.2-3.3	WR340	Linear	20	FDP26(UDR26)	Al	642.7×642.7×1044.4
LB-DG-340-20-C-NF					NF		642.7×642.7×1136.4
LB-DG-340-20-C-SF					SF		642.7×642.7×1136.4
LB-DG-340-20-C-7/16F					7/16F		642.7×642.7×1136.4
LB-DG-284-15-A	2.6-3.95	WR284	Linear	15	FDP32(UDR32)	Al	-
LB-DG-284-15-C-NF					NF		-
LB-DG-284-15-C-SF					SF		-
LB-DG-284-15-C-7/16F					7/16F		-
LB-DG-284-20-A	2.6-3.95	WR284	Linear	20	FDP32(UDR32)	Al	-
LB-DG-284-20-C-NF					NF		-
LB-DG-284-20-C-SF					SF		-
LB-DG-284-20-C-7/16F					7/16F		-
LB-DG-229-15-A	3.3-4.9	WR229	Linear	15	FDP40(UDR40)	Al	270×270×458.6
LB-DG-229-15-C-NF					NF		270×270×523.6
LB-DG-229-15-C-SF					SF		270×270×523.6
LB-DG-229-15-C-TF					TF		270×270×523.6
LB-DG-229-15-C-7					7mm		270×270×523.6
LB-DG-229-15-C-3.5F					3.5F		270×270×523.6
LB-DG-229-20-A	3.3-4.9	WR229	Linear	20	FDP40(UDR40)	Al	447.3×447.3×758.6
LB-DG-229-20-C-NF					NF		447.3×447.3×823.6
LB-DG-229-20-C-SF					SF		447.3×447.3×823.6
LB-DG-229-20-C-TF					TF		447.3×447.3×823.6
LB-DG-229-20-C-7					7mm		447.3×447.3×823.6
LB-DG-229-20-C-3.5F					3.5F		447.3×447.3×823.6
LB-DG-187-15-A	3.95-5.85	WR187	Linear	15	FDP48(UDR48)	Al	-
LB-DG-187-15-C-NF					NF		-
LB-DG-187-15-C-SF					SF		-
LB-DG-187-15-C-TF					TF		-
LB-DG-187-15-C-7					7mm		-
LB-DG-187-15-C-3.5F					3.5F		-
LB-DG-187-20-A	3.95-5.85	WR187	Linear	20	FDP48(UDR48)	Al	-
LB-DG-187-20-C-NF					NF		-
LB-DG-187-20-C-SF					SF		-
LB-DG-187-20-C-TF					TF		-
LB-DG-187-20-C-7					7mm		-
LB-DG-187-20-C-3.5F					3.5F		-

Model	Freq.(GHz)	EIA WG	Pol.	Gain Typ.	Output	Mat.	Size (mm)
LB-DG-187-25-A	3.95-5.85	WR187	Linear	25	FDP48(UDR48)	Al	-
LB-DG-187-25-C-NF					NF		-
LB-DG-187-25-C-SF					SF		-
LB-DG-187-25-C-TF					TF		-
LB-DG-187-25-C-7					7mm		-
LB-DG-187-25-C-3.5F					3.5F		-
LB-DG-159-15-A	4.9-7.05	WR159	Linear	15	FDP58(UDR58)	Al	184×184×307.4
LB-DG-159-15-C-NF					NF		184×184×357.4
LB-DG-159-15-C-SF					SF		184×184×357.4
LB-DG-159-15-C-TF					TF		184×184×357.4
LB-DG-159-15-C-7					7mm		184×184×357.4
LB-DG-159-15-C-3.5F					3.5F		184×184×357.4
LB-DG-159-20-A	4.9-7.05	WR159	Linear	20	FDP58(UDR58)	Al	304.4×304.4×507.4
LB-DG-159-20-C-NF					NF		304.4×304.4×557.4
LB-DG-159-20-C-SF					SF		304.4×304.4×557.4
LB-DG-159-20-C-TF					TF		304.4×304.4×557.4
LB-DG-159-20-C-7					7mm		304.4×304.4×557.4
LB-DG-159-20-C-3.5F					3.5F		304.4×304.4×557.4
LB-DG-137-15-A	5.85-8.2	WR137	Linear	15	FDP70(UDR70)	Al	160×160×292.4
LB-DG-137-15-C-NF					NF		160×160×340.4
LB-DG-137-15-C-SF					SF		160×160×340.4
LB-DG-137-15-C-TF					TF		160×160×340.4
LB-DG-137-15-C-7					7mm		160×160×340.4
LB-DG-137-15-C-3.5F					3.5F		160×160×340.4
LB-DG-137-20-A	5.85-8.2	WR137	Linear	20	FDP70(UDR70)	Al	-
LB-DG-137-20-C-NF					NF		-
LB-DG-137-20-C-SF					SF		-
LB-DG-137-20-C-TF					TF		-
LB-DG-137-20-C-7					7mm		-
LB-DG-137-20-C-3.5F					3.5F		-

Model	Freq.(GHz)	EIA WG	Pol.	Gain Typ.	Output	Mat.	Size (mm)
LB-DG-137-25-A	5.85-8.2	WR137	Linear	25	FDP70(UDR70)	Al	-
LB-DG-137-25-C-NF					NF		-
LB-DG-137-25-C-SF					SF		-
LB-DG-137-25-C-TF					TF		-
LB-DG-137-25-C-7					7mm		-
LB-DG-137-25-C-3.5F					3.5F		-
LB-DG-112-20-A	7.05-10	WR112	Linear	20	FBP84(UBR84)	Al	224.9×224.9×397
LB-DG-112-20-C-NF					NF		224.9×224.9×437
LB-DG-112-20-C-SF					SF		224.9×224.9×437
LB-DG-112-20-C-TF					TF		224.9×224.9×437
LB-DG-112-20-C-7					7mm		224.9×224.9×437
LB-DG-112-20-C-3.5F					3.5F		224.9×224.9×437
LB-DG-90-20-A	8.2-12.4	WR90	Linear	20	FBP100(UBR100)	Al	182.6×182.6×316
LB-DG-90-20-C-SF					SF		182.6×182.6×354
LB-DG-90-20-C-NF					NF		182.6×182.6×354
LB-DG-90-20-C-TF					TF		182.6×182.6×354
LB-DG-90-20-C-7					7mm		182.6×182.6×354
LB-DG-90-20-C-3.5F					3.5F		182.6×182.6×354
LB-DG-90-25-A	8.2-12.4	WR90	Linear	25	FBP100(UBR100)	Al	316.8×316.8×728
LB-DG-90-25-C-SF					SF		316.8×316.8×766
LB-DG-90-25-C-NF					NF		316.8×316.8×766
LB-DG-90-25-C-TF					TF		316.8×316.8×766
LB-DG-90-25-C-7					7mm		316.8×316.8×766
LB-DG-90-25-C-3.5F					3.5F		316.8×316.8×766
LB-DG-75-20-A	10.0-15.0	WR75	Linear	20	FBP120(UBR120)	Al	-
LB-DG-75-20-C-SF					SF		-
LB-DG-75-20-C-NF					NF		-
LB-DG-75-20-C-TF					TF		-
LB-DG-75-20-C-7					7mm		-
LB-DG-75-20-C-3.5F					3.5F		-

Model	Freq.(GHz)	EIA WG	Pol.	Gain Typ.	Output	Mat.	Size (mm)
LB-DG-75-25-A	10.0-15.0	WR75	Linear	25	FBP120(UBR120)	Al	-
LB-DG-75-25-C-SF					SF		-
LB-DG-75-25-C-NF					NF		-
LB-DG-75-25-C-TF					TF		-
LB-DG-75-25-C-7					7mm		-
LB-DG-75-25-C-3.5F					3.5F		-
LB-DG-62-20-A	12.4-18.0	WR62	Linear	20	FBP140(UBR140)	Al	117×117×233.2
LB-DG-62-20-C-SF					SF		117×117×260.2
LB-DG-62-20-C-NF					NF		117×117×260.2
LB-DG-62-20-C-TF					TF		117×117×260.2
LB-DG-62-20-C-7					7mm		117×117×260.2
LB-DG-62-20-C-3.5F					3.5F		117×117×260.2
LB-DG-62-25-A	12.4-18.0	WR62	Linear	25	FBP140(UBR140)	Al	215×215×496.2
LB-DG-62-25-C-SF					SF		215×215×523.2
LB-DG-62-25-C-NF					NF		215×215×523.2
LB-DG-62-25-C-TF					TF		215×215×523.2
LB-DG-62-25-C-7					7mm		215×215×523.2
LB-DG-62-25-C-3.5F					3.5F		215×215×523.2
LB-DG-51-20-A	15.0-22.0	WR51	Linear	20	FBP180(UBR180)	Al	-
LB-DG-51-20-C-SF					SF		-
LB-DG-51-25-A	15.0-22.0	WR51	Linear	25	FBP180(UBR180)	Al	-
LB-DG-51-25-C-SF					SF		-
LB-DG-42-20-A	18.0-26.5	WR42	Linear	20	FBP220(UBR220)	Al	87.6×87.6×161.3
LB-DG-42-20-C-SF					SF		87.6×87.6×196.3
LB-DG-42-20-C-KF					KF		87.6×87.6×196.3
LB-DG-42-20-C-3.5F					3.5F		87.6×87.6×196.3
LB-DG-42-25-A	18.0-26.5	WR42	Linear	25	FBP220(UBR220)	Al	172.4×172.4×393.7
LB-DG-42-25-C-SF					SF		172.4×172.4×428.7
LB-DG-42-25-C-KF					KF		172.4×172.4×428.7
LB-DG-42-25-C-3.5F					3.5F		172.4×172.4×428.7

Model	Freq.(GHz)	EIA WG	Pol.	Gain Typ.	Output	Mat.	Size (mm)
LB-DG-34-20-A	22.0-33.0	WR34	Linear	20	FBP260(UBR260)	Al	-
LB-DG-34-20-C-KF					KF		-
LB-DG-34-25-A	22.0-33.0	WR34	Linear	25	FBP260(UBR260)	Al	-
LB-DG-34-25-C-KF					KF		-
LB-DG-28-20-A	26.5-40.0	WR28	Linear	20	FBP320(UBR320)	Cu	55.3×55.3×106.7
LB-DG-28-20-C-KF					KF		55.3×55.3×130.7
LB-DG-28-20-C-2.4F					2.4F		55.3×55.3×130.7
LB-DG-28-25-A	26.5-40.0	WR28	Linear	25	FBP320(UBR320)	Cu	107×107×246.4
LB-DG-28-25-C-KF					KF		107×107×270.4
LB-DG-28-25-C-2.4F					2.4F		107×107×270.4
LB-DG-22-20-A	33.0-50.0	WR22	Linear	20	FUGP400(UG-383/U)	Cu	-
LB-DG-22-20-C-2.4F					2.4F		-
LB-DG-22-25-A	33.0-50.0	WR22	Linear	25	FUGP400(UG-383/U)	Cu	-
LB-DG-22-25-C-2.4F					2.4F		-
LB-DG-19-20-A	40.0-60.0	WR19	Linear	20	FUGP500(UG-383/U-M)	Cu	-
LB-DG-19-20-C-2.4F	40.0-50.0				2.4F		-
LB-DG-19-20-C-1.85F	40.0-60.0				1.85F		-
LB-DG-19-25-A	40.0-60.0	WR19	Linear	25	FUGP500(UG-383/U-M)	Cu	-
LB-DG-19-25-C-2.4F	40.0-50.0				2.4F		-
LB-DG-19-25-C-1.85F	40.0-60.0				1.85F		-
LB-DG-15-25-A	50.0-75.0	WR15	Linear	25	FUGP620(UG-385/U)	Cu	-
LB-DG-15-25-C-1.85F	50.0-65.0				1.85F		-
LB-DG-12-25-A	60.0-90.0	WR12	Linear	25	FUGP740(UG-387/U)	Cu	-
LB-DG-10-25-A	75.0-110.0	WR10	Linear	25	FUGP900(UG-387/U-M)	Cu	-
LB-DG-8-25-A	90.0-140.0	WR8	Linear	25	UG-387/U-M	Cu	-
LB-DG-6-25-A	110.0-170.0	WR6	Linear	25	UG-387/U-M	Cu	-
LB-DG-5-25-A	140.0-220.0	WR5	Linear	25	UG-387/U-M	Cu	-

Open Ended Waveguide Probes

Include the following Types Waveguide Probes :

1. Rectangular Waveguide Probes with Waveguide Interface (Table 1)
2. Rectangular Waveguide Probes with Waveguide Interface, Equipped with Absorber (Table 2)
3. Rectangular Waveguide Probes with Right Angle Coaxial Output (Table 3)
4. Rectangular Waveguide Probes with Right Angle Coaxial Output, Equipped with Absorber (Table 4)
5. Rectangular Waveguide Probes with Endlaunch Coaxial Output (Table 5)
6. Rectangular Waveguide Probes with Endlaunch Coaxial Output, Equipped with Absorber (Table 6)

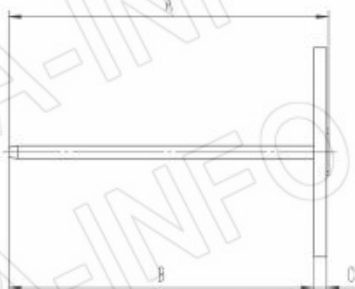
A-INFO's Open Ended WG Probes have been specifically designed for near-field measurement. The EWG series Open Ended Waveguide Probes are Linear Polarization and are covering the frequency range from 0.32 to 750GHz by using standard WG band. All probes have an option of integration with absorber for better gain flatness and radiation pattern.

Model Information	
Example Part Number:	90 EWG N -A1
EIA Waveguide Size:	WR2300 to WR1.5
Product Code	
EWG:	for WG Output and Right Angle Coaxial Output
EWGE:	for Endlaunch Coaxial Output
Coaxial Output Type Option, Leave it blank for WG output models.	
7/16=7/16 DIN Female	
N=N Type-Female; NM=N Type-Male;	
S=SMA-Female; SM=SMA-Male;	
3.5=3.5mm-Female; 3.5M=3.5mm-Male;	
K=2.92mm-Female; KM=2.92mm-Male;	
2.4=2.4mm-Female; 2.4M=2.4mm-Male;	
1.85=1.85mm-Female; 1.85M=1.85mm-Male;	
1.0=1.0mm-Female; 1.0M=1.0mm-Male	
Option for Absorber	
A1: Standard Absorber	

Open Ended Waveguide Probes Accessories

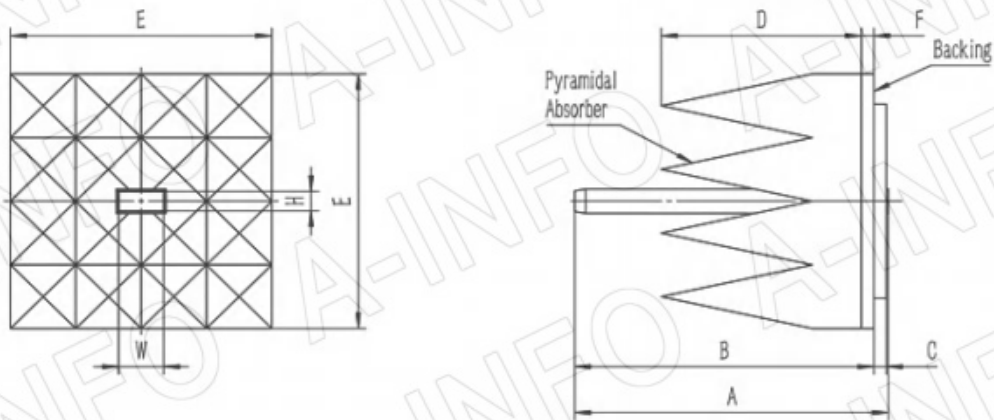
1. Mounting Bracket
2. Tripod
3. Carrying Case

1. Rectangular Waveguide Probes with Waveguide Interface



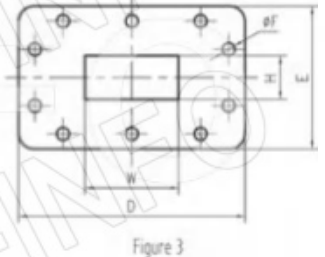
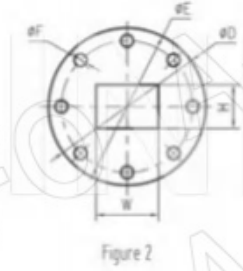
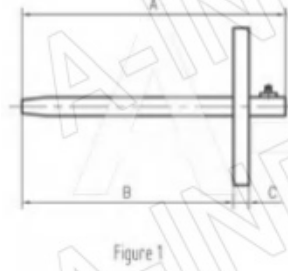
Model	Freq.(GHz)	Gain Typ.	Pol.	VSWR Typ.	Flange	Mat.	Size (mm)
42EWG	18.0-26.5	5	Linear	1.8	FBP220(UBR220)	Cu	101.6×101.6×159.8
34EWG	22.0-33.0	5	Linear	1.8	FBP260(UBR260)	Cu	101.6×101.6×159.8
28EWG	26.5-40.0	6	Linear	1.5	FBP320(UBR320)	Cu	101.6×101.6×159.8
22EWG	33.0-50.0	6	Linear	1.5	FUGP400(UG-383/U)	Cu	101.6×101.6×159.8
19EWG	40.0-60.0	6	Linear	1.5	FUGP500(UG-383/U-M)	Cu	101.6×101.6×159.8
15EWG	50.0-75.0	6	Linear	1.5	FUGP620(UG-385/U)	Cu	101.6×101.6×159.8
12EWG	60.0-90.0	6	Linear	1.5	FUGP740(UG-387/U)	Cu	101.6×101.6×159.8
10EWG	75.0-110.0	6	Linear	1.5	FUGP900(UG-387/U-M)	Cu	101.6×101.6×159.8
8EWG	90.0-140.0	6	Linear	1.5	UG-387/U-M	Cu	19.1×19.1×50.8
6EWG	110.0-170.0	6	Linear	1.5	UG-387/U-M	Cu	19.1×19.1×50.8
5EWG	140.0-220.0	6	Linear	1.5	UG-387/U-M	Cu	19.1×19.1×50.8
4EWG	170.0-260.0	6	Linear	1.5	APF4	Cu	19.1×19.1×25.4
3EWG	220.0-325.0	7	Linear	1.5	APF3	Cu	19.1×19.1×25.4
2.8EWG	260.0-400.0	7	Linear	1.5	APF2.8	Cu	19.1×19.1×25.4
2.2EWG	325.0-500.0	7	Linear	1.5	APF2.2	Cu	19.1×19.1×25.4
1.5EWG	500.0-750.0	7	Linear	1.5	APF1.5	Cu	19.1×19.1×25.4

2. Rectangular Waveguide Probes with Waveguide Interface, Equipped with Absorber



Model	Freq.(GHz)	Gain Typ.	Pol.	VSWR Typ.	Flange	Mat.	Size (mm)
42EWG-A1	18.0-26.5	5	Linear	1.8	FBP220(UBR220)	Cu	399.6×399.6×159.8
34EWG-A1	22.0-33.0	5	Linear	1.8	FBP260(UBR260)	Cu	399.6×399.6×159.8
28EWG-A1	26.5-40.0	6	Linear	1.5	FBP320(UBR320)	Cu	399.6×399.6×159.8
22EWG-A1	33.0-50.0	6	Linear	1.5	FUGP400(UG-383/U)	Cu	399.6×399.6×159.8
19EWG-A1	40.0-60.0	6	Linear	1.5	FUGP500(UG-383/U-M)	Cu	399.6×399.6×159.8
15EWG-A1	50.0-75.0	6	Linear	1.5	FUGP620(UG-385/U)	Cu	399.6×399.6×159.8
12EWG-A1	60.0-90.0	6	Linear	1.5	FUGP740(UG-387/U)	Cu	399.6×399.6×159.8
10EWG-A1	75.0-110.0	6	Linear	1.5	FUGP900(UG-387/U-M)	Cu	399.6×399.6×159.8

3. Rectangular Waveguide Probes with Right Angle Coaxial Output

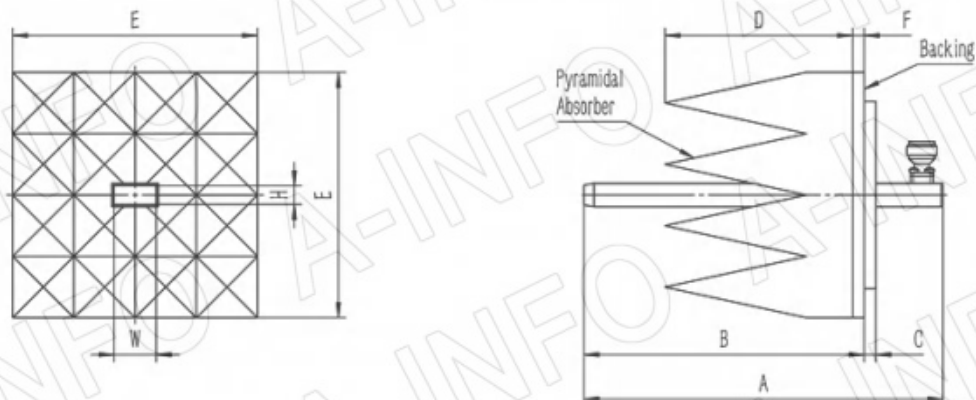


Model	Freq.(GHz)	Gain Typ.	Pol.	VSWR Typ.	Output	Power Handling (W) CW	Mat.	Size (mm)
2300EWGN	0.32-0.49	5	Linear	2	N-F	500	Al	676.3×384.2×1344.8
2300EWGS					SMA-F	50		676.3×384.2×1344.8
2300EWG7/16					7/16 DIN-F	800		676.3×384.2×1344.8
2100EWGN	0.35-0.53	5	Linear	2	N-F	500	Al	625.5×358.8×1298.8
2100EWGS					SMA-F	50		625.5×358.8×1298.8
2100EWG7/16					7/16 DIN-F	800		625.5×358.8×1298.8
1800EWGN	0.41-0.62	5	Linear	2	N-F	500	Al	546.1×317.5×1229.8
1800EWGS					SMA-F	50		546.1×317.5×1229.8
1800EWG7/16					7/16 DIN-F	800		546.1×317.5×1229.8
1500EWGN	0.49-0.75	5	Linear	2	N-F	500	Al	469.9×279.4×1160.8
1500EWGS					SMA-F	50		469.9×279.4×1160.8
1500EWG7/16					7/16 DIN-F	800		469.9×279.4×1160.8
1150EWGN	0.64-0.96	5	Linear	2	N-F	500	Al	381×235×1080.8
1150EWGS					SMA-F	50		381×235×1080.8
1150EWG7/16					7/16 DIN-F	800		381×235×1080.8
975EWGN	0.75-1.12	5	Linear	2	N-F	300	Al	336.6×212.7×994
975EWGS					SMA-F	50		336.6×212.7×994
975EWG7/16					7/16 DIN-F	500		336.6×212.7×994
770EWGN	0.96-1.45	5	Linear	2	N-F	300	Al	285×186.7×1098.5
770EWGS					SMA-F	50		285×186.7×1098.5
770EWG7/16					7/16 DIN-F	500		285×186.7×1098.5
650EWGN	1.12-1.7	5	Linear	2	N-F	300	Al	220.7×141.3×963.5
650EWGS					SMA-F	50		220.7×143.3×963.5
650EWG7/16					7/16 DIN-F	500		220.7×146.8×963.5
510EWGN	1.45-2.2	5	Linear	2	N-F	300	Al	185×123.4×772.7
510EWGS					SMA-F	50		185×125.4×772.7
510EWG7/16					7/16 DIN-F	500		185×128.9×772.7

Model	Freq.(GHz)	Gain Typ.	Pol.	VSWR Typ.	Output	Power Handling (W) CW	Mat.	Size (mm)
430EWGN	1.7-2.6	5	Linear	2	N-F	300	Al	161×111.5×638.1
430EWGS					SMA-F	50		161×113.5×638.1
430EWG7/16					7/16 DIN-F	500		161×117×638.1
340EWGN	2.2-3.3	5	Linear	2	N-F	300	Al	138.1×100.2×553.8
340EWGS					SMA-F	50		138.1×102.2×553.8
340EWG7/16					7/16 DIN-F	500		138.1×105.7×553.8
284EWGN	2.6-3.95	5	Linear	2	N-F	300	Al	134.9×134.9×433.3
284EWGS					SMA-F	50		134.9×134.9×433.3
284EWG7/16					7/16 DIN-F	500		134.9×134.9×433.3
229EWGN	3.3-4.9	5	Linear	2	N-F	150	Al	134.9×134.9×373.4
229EWGS					SMA-F	50		134.9×134.9×373.4
229EWGT					TNC-F	150		134.9×134.9×373.4
229EWG7					7mm	150		134.9×134.9×373.4
229EWG3.5					3.5mm-F	50		134.9×134.9×373.4
187EWGN	3.95-5.85	5	Linear	2	N-F	150	Al	101.6×101.6×293.3
187EWGS					SMA-F	50		101.6×101.6×293.3
187EWGT					TNC-F	150		101.6×101.6×293.3
187EWG7					7mm	150		101.6×101.6×293.3
187EWG3.5					3.5mm-F	50		101.6×101.6×293.3
159EWGN	4.9-7.05	5	Linear	2	N-F	150	Al	101.6×101.6×280.1
159EWGS					SMA-F	50		101.6×101.6×280.1
159EWGT					TNC-F	150		101.6×101.6×280.1
159EWG7					7mm	150		101.6×101.6×280.1
159EWG3.5					3.5mm-F	50		101.6×101.6×280.1
137EWGN	5.85-8.2	5	Linear	2	N-F	150	Al	101.6×101.6×252.9
137EWGS					SMA-F	50		101.6×101.6×252.9
137EWGT					TNC-F	150		101.6×101.6×252.9
137EWG7					7mm	150		101.6×101.6×252.9
137EWG3.5					3.5mm-F	50		101.6×101.6×252.9
112EWGN	7.05-10.0	5	Linear	2	N-F	150	Al	101.6×101.6×250.8
112EWGS					SMA-F	50		101.6×101.6×250.8
112EWGT					TNC-F	150		101.6×101.6×250.8
112EWG7					7mm	150		101.6×101.6×250.8
112EWG3.5					3.5mm-F	50		101.6×101.6×250.8
90EWGS	8.2-12.4	5	Linear	2	SMA-F	50	Al	101.6×101.6×195.3
90EWGN					N-F	150		101.6×101.6×195.3
90EWGT					TNC-F	150		101.6×101.6×195.3
90EWG7					7mm	150		101.6×101.6×195.3
90EWG3.5					3.5mm-F	50		101.6×101.6×195.3

Model	Freq.(GHz)	Gain Typ.	Pol.	VSWR Typ.	Output	Power Handling (W) CW	Mat.	Size (mm)
75EWGS	10.0-15.0	5	Linear	2	SMA-F	50	Al	101.6×101.6×193.9
75EWGN					N-F	150		101.6×101.6×193.9
75EWGT					TNC-F	150		101.6×101.6×193.9
75EWG7					7mm	150		101.6×101.6×193.9
75EWG3.5					3.5mm-F	50		101.6×101.6×193.9
62EWGS	12.4-18.0	5	Linear	2	SMA-F	50	Al	101.6×101.6×192.6
62EWGN					N-F	150		101.6×101.6×192.6
62EWGT					TNC-F	150		101.6×101.6×192.6
62EWG7					7mm	150		101.6×101.6×192.6
62EWG3.5					3.5mm-F	50		101.6×101.6×192.6
51EWGS	15.0-22.0	5	Linear	2	SMA-F	50	Cu	101.6×101.6×191.7
42EWGS	18.0-26.5	5	Linear	2	SMA-F	50	Cu	101.6×101.6×194.8
42EWGK					2.92mm-F	20		101.6×101.6×194.8
42EWG3.5					3.5mm-F	50		101.6×101.6×194.8
34EWGK	22.0-33.0	5	Linear	2	2.92mm-F	20	Cu	101.6×101.6×183.8
28EWGK	26.5-40.0	5	Linear	2	2.92mm-F	20	Cu	101.6×101.6×183.8
28EWG2.4					2.4mm-F	10		101.6×101.6×183.8
28EWG2.4-64	22.5-45.0	5	Linear	2	2.4mm-F	10	Cu	101.6×101.6×182.6
28EWG2.4-68	24.0-50.0				2.4mm-F	10	101.6×101.6×183.4	
28EWG2.4-72	24.0-54.0				2.4mm-F	10	101.6×101.6×183.8	
22EWG2.4	33.0-50.0	5	Linear	1.5	2.4mm-F	10	Cu	101.6×101.6×183.8
19EWG1.85	40.0-60.0	5	Linear	1.5	1.85mm-F	5	Cu	101.6×101.6×185.8
19EWG2.4	40.0-50.0				2.4mm-F	10		101.6×101.6×184.8
15EWG1.85	50.0-65.0	5	Linear	2	1.85mm-F	5	Cu	101.6×101.6×187.8
15EWG1.0	50.0-75.0	5	Linear	2	1.0mm-F	3	Cu	101.6×101.6×187.8
12EWG1.0	60.0-90.0	6	Linear	2	1.0mm-F	3	Cu	101.6×101.6×185.2
10EWG1.0	75.0-110.0	6	Linear	2	1.0mm-F	3	Cu	101.6×101.6×185.2

4. Rectangular Waveguide Probes with Right Angle Coaxial Output, Equipped with Absorber

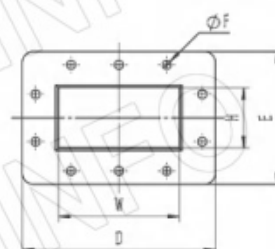
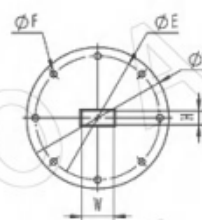
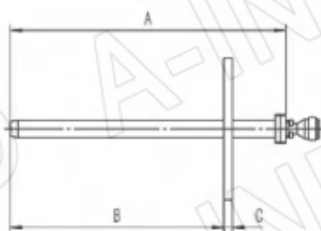


Model	Freq.(GHz)	Gain Typ.	Pol.	VSWR Typ.	Output	Power Handling (W) CW	Mat.	Size (mm)
2300EWGN-A1	0.32-0.49	5	Linear	2	N-F	500	Al	-
2300EWGS-A1					SMA-F	50		-
2300EWG7/16-A1					7/16 DIN-F	800		-
2100EWGN-A1	0.35-0.53	5	Linear	2	N-F	500	Al	-
2100EWGS-A1					SMA-F	50		-
2100EWG7/16-A1					7/16 DIN-F	800		-
1800EWGN-A1	0.41-0.62	5	Linear	2	N-F	500	Al	-
1800EWGS-A1					SMA-F	50		-
1800EWG7/16-A1					7/16 DIN-F	800		-
1500EWGN-A1	0.49-0.75	5	Linear	2	N-F	500	Al	600×600×1160.8
1500EWGS-A1					SMA-F	50		600×600×1160.8
1500EWG7/16-A1					7/16 DIN-F	800		600×600×1160.8
1150EWGN-A1	0.64-0.96	5	Linear	2	N-F	500	Al	600×600×1080.8
1150EWGS-A1					SMA-F	50		600×600×1080.8
1150EWG7/16-A1					7/16 DIN-F	800		600×600×1080.8
975EWGN-A1	0.75-1.12	5	Linear	2	N-F	300	Al	600×600×994
975EWGS-A1					SMA-F	50		600×600×994
975EWG7/16-A1					7/16 DIN-F	500		600×600×994
770EWGN-A1	0.96-1.45	5	Linear	2	N-F	300	Al	600×600×1098.5
770EWGS-A1					SMA-F	50		600×600×1098.5
770EWG7/16-A1					7/16 DIN-F	500		600×600×1098.5

Model	Freq.(GHz)	Gain Typ.	Pol.	VSWR Typ.	Output	Power Handling (W) CW	Mat.	Size (mm)
650EWGN-A1	1.12-1.7	5	Linear	2	N-F	300	Al	600×600×963.5
650EWGS-A1					SMA-F	50		600×600×963.5
650EWG7/16-A1					7/16 DIN-F	500		600×600×963.5
510EWGN-A1	1.45-2.2	5	Linear	2	N-F	300	Al	600×600×772.7
510EWGS-A1					SMA-F	50		600×600×772.7
510EWG7/16-A1					7/16 DIN-F	500		600×600×772.7
430EWGN-A1	1.7-2.6	5	Linear	2	N-F	300	Al	600×600×638.1
430EWGS-A1					SMA-F	50		600×600×638.1
430EWG7/16-A1					7/16 DIN-F	500		600×600×638.1
340EWGN-A1	2.2-3.3	5	Linear	2	N-F	300	Al	600×600×553.8
340EWGS-A1					SMA-F	50		600×600×553.8
340EWG7/16-A1					7/16 DIN-F	500		600×600×553.8
284EWGN-A1	2.6-3.95	5	Linear	2	N-F	300	Al	480×480×433.3
284EWGS-A1					SMA-F	50		480×480×433.3
284EWG7/16-A1					7/16 DIN-F	500		480×480×433.3
229EWGN-A1	3.3-4.9	5	Linear	2	N-F	150	Al	480×480×373.4
229EWGS-A1					SMA-F	50		480×480×373.4
229EWGT-A1					TNC-F	150		480×480×373.4
229EWG7-A1					7mm	150		480×480×373.4
229EWG3.5-A1					3.5mm-F	50		480×480×373.4
187EWGN-A1	3.95-5.85	5	Linear	2	N-F	150	Al	400×400×293.3
187EWGS-A1					SMA-F	50		400×400×293.3
187EWGT-A1					TNC-F	150		400×400×293.3
187EWG7-A1					7mm	150		400×400×293.3
187EWG3.5-A1					3.5mm-F	50		400×400×293.3
159EWGN-A1	4.9-7.05	5	Linear	2	N-F	150	Al	400×400×280.1
159EWGS-A1					SMA-F	50		400×400×280.1
159EWGT-A1					TNC-F	150		400×400×280.1
159EWG7-A1					7mm	150		400×400×280.1
159EWG3.5-A1					3.5mm-F	50		400×400×280.1
137EWGN-A1	5.85-8.2	5	Linear	2	N-F	150	Al	400×400×252.9
137EWGS-A1					SMA-F	50		400×400×252.9
137EWGT-A1					TNC-F	150		400×400×252.9
137EWG7-A1					7mm	150		400×400×252.9
137EWG3.5-A1					3.5mm-F	50		400×400×252.9

Model	Freq.(GHz)	Gain Typ.	Pol.	VSWR Typ.	Output	Power Handling (W) CW	Mat.	Size (mm)
112EWGN-A1	7.05-10.0	5	Linear	2	N-F	150	Al	400×400×250.8
112EWGS-A1					SMA-F	50		400×400×250.8
112EWGT-A1					TNC-F	150		400×400×250.8
112EWG7-A1					7mm	150		400×400×250.8
112EWG3.5-A1					3.5mm-F	50		400×400×250.8
90EWGS-A1	8.2-12.4	5	Linear	2	SMA-F	50	Al	399.6×399.6×195.3
90EWGN-A1					N-F	150		399.6×399.6×195.3
90EWGT-A1					TNC-F	150		399.6×399.6×195.3
90EWG7-A1					7mm	150		399.6×399.6×195.3
90EWG3.5-A1					3.5mm-F	50		399.6×399.6×195.3
75EWGS-A1	10.0-15.0	5	Linear	2	SMA-F	50	Al	399.6×399.6×193.9
75EWGN-A1					N-F	150		399.6×399.6×193.9
75EWGT-A1					TNC-F	150		399.6×399.6×193.9
75EWG7-A1					7mm	150		399.6×399.6×193.9
75EWG3.5-A1					3.5mm-F	50		399.6×399.6×193.9
62EWGS-A1	12.4-18.0	5	Linear	2	SMA-F	50	Al	399.6×399.6×192.6
62EWGN-A1					N-F	150		399.6×399.6×192.6
62EWGT-A1					TNC-F	150		399.6×399.6×192.6
62EWG7-A1					7mm	150		399.6×399.6×192.6
62EWG3.5-A1					3.5mm-F	50		399.6×399.6×192.6
51EWGS-A1	15.0-22.0	5	Linear	2	SMA-F	50	Cu	399.6×399.6×191.7
42EWGS-A1	18.0-26.5	5	Linear	2	SMA-F	50	Cu	399.6×399.6×194.8
42EWGK-A1					2.92mm-F	20		399.6×399.6×194.8
42EWG3.5-A1					3.5mm-F	50		399.6×399.6×194.8
34EWGK-A1	22.0-33.0	5	Linear	2	2.92mm-F	20	Cu	399.6×399.6×183.8
28EWGK-A1	26.5-40.0	5	Linear	2	2.92mm-F	20	Cu	399.6×399.6×183.8
28EWG2.4-A1	26.5-40.0				2.4mm-F	10		399.6×399.6×183.8
28EWG2.4-64-A1	22.5-45.0				2.4mm-F	10		399.6×399.6×182.6
28EWG2.4-68-A1	24.0-50.0				2.4mm-F	10		399.6×399.6×183.4
28EWG2.4-72-A1	24.0-54.0				2.4mm-F	10		399.6×399.6×183.8
22EWG2.4-A1	33.0-50.0				Linear	1.5		2.4mm-F
19EWG1.85-A1	40.0-60.0	5	Linear	1.5	1.85mm-F	5	Cu	399.6×399.6×185.8
19EWG2.4-A1	40.0-50.0				2.4mm-F	10		399.6×399.6×185.8
15EWG1.85-A1	50.0-65.0	5	Linear	2	1.85mm-F	5	Cu	399.6×399.6×187.8
15EWG1.0-A1	50.0-75.0	5	Linear	2	1.0mm-F	3	Cu	399.6×399.6×187.8
12EWG1.0-A1	60.0-90.0	6	Linear	2	1.0mm-F	3	Cu	399.6×399.6×185.2
10EWG1.0-A1	75.0-110.0	6	Linear	2	1.0mm-F	3	Cu	399.6×399.6×185.2

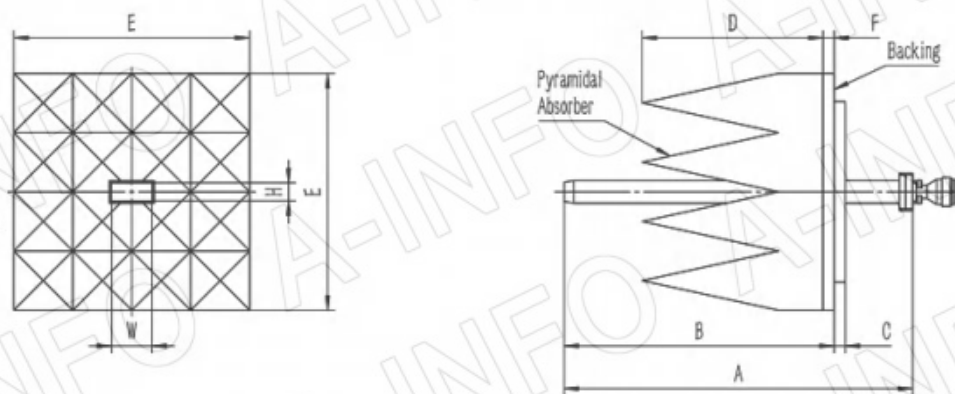
5. Rectangular Waveguide Probes with Endlaunch Coaxial Output



Model	Freq.(GHz)	Gain Typ.	Pol.	VSWR Typ.	Output	Power Handling (W) CW	Mat.	Size (mm)
975EWGEN	0.75-1.12	5	Linear	2	N-F	300	Al	336.6×212.7×1134.5
770EWGEN	0.96-1.45	5	Linear	2	N-F	300	Al	-
650EWGEN	1.12-1.7	5	Linear	2	N-F	300	Al	220.7×138.1×1039.5
510EWGEN	1.45-2.2	5	Linear	2	N-F	300	Al	-
430EWGEN	1.7-2.6	5	Linear	2	N-F	300	Al	161×106.4×698.1
430EWGES					SMA-F	50		161×106.4×683.5
340EWGEN	2.2-3.3	5	Linear	2	N-F	300	Al	138.1×95.3×597.2
340EWGES					SMA-F	50		138.1×95.3×582.6
284EWGEN	2.6-3.95	5	Linear	2	N-F	300	Al	134.9×134.9×477.4
284EWGES					SMA-F	50		134.9×134.9×462.8
229EWGEN	3.3-4.9	5	Linear	2	N-F	150	Al	134.9×134.9×411.5
229EWGES					SMA-F	50		134.9×134.9×396.9
187EWGEN	3.95-5.85	5	Linear	2	N-F	150	Al	101.6×101.6×324.3
187EWGES					SMA-F	50		101.6×101.6×309.7
159EWGEN	4.9-7.05	5	Linear	2	N-F	150	Al	101.6×101.6×316.3
159EWGES					SMA-F	50		101.6×101.6×301.7
137EWGEN	5.85-8.2	5	Linear	2	N-F	150	Al	101.6×101.6×284.9
137EWGES					SMA-F	50		101.6×101.6×270.3
112EWGEN	7.05-10	5	Linear	2	N-F	150	Al	101.6×101.6×276.9
112EWGES					SMA-F	50		101.6×101.6×262.3
90EWGES	8.2-12.4	5	Linear	2	SMA-F	50	Al	101.6×101.6×206.2
90EWGEN					N-F	150		101.6×101.6×220.8
75EWGES	10.0-15.0	5	Linear	2	SMA-F	50	Al	101.6×101.6×198.2
75EWGEN					N-F	150		101.6×101.6×212.8
62EWGES	12.4-18.0	5	Linear	2	SMA-F	50	Al	101.6×101.6×195.2
62EWGEN					N-F	150		101.6×101.6×209.8
51EWGES	15.0-22.0	5	Linear	2	SMA-F	50	Cu	101.6×101.6×195.2
42EWGES	18.0-26.5	5	Linear	2	SMA-F	50	Cu	101.6×101.6×194.2
42EWGEK					2.92mm-F	20		101.6×101.6×194.2

Model	Freq.(GHz)	Gain Typ.	Pol.	VSWR Typ.	Output	Power Handling (W) CW	Mat.	Size (mm)
34EWGEK	22.0-33.0	5	Linear	2	2.92mm-F	20	Cu	101.6×101.6×194.2
28EWGEK	26.5-40.0	5	Linear	2	2.92mm-F	20	Cu	101.6×101.6×194.2
28EWGE2.4					2.4mm-F	10		101.6×101.6×195.5
22EWGE2.4	33.0-50.0	5	Linear	1.5	2.4mm-F	10	Cu	101.6×101.6×185.5
19EWGE1.85	40.0-60.0	5	Linear	1.5	1.85mm-F	5	Cu	101.6×101.6×182.5
19EWGE2.4	40.0-50.0				2.4mm-F	10		101.6×101.6×182.9
15EWGE1.85	50.0-65.0	5	Linear	2	1.85mm-F	5	Cu	101.6×101.6×187.7
15EWGE1.0	50.0-75.0	5	Linear	2	1.0mm-F	3	Cu	101.6×101.6×179.4
12EWGE1.0	60.0-90.0	6	Linear	2	1.0mm-F	3	Cu	101.6×101.6×179.4
10EWGE1.0	75.0-110.0	6	Linear	2	1.0mm-F	3	Cu	101.6×101.6×179.4

6. Rectangular Waveguide Probes with Endlaunch Coaxial Output, Equipped with Absorber



Model	Freq.(GHz)	Gain Typ.	Pol.	VSWR Typ.	Output	Power Handling (W) CW	Mat.	Size (mm)
975EWGEN-A1	0.75-1.12	5	Linear	2	N-F	300	Al	600×600×1134.5
770EWGEN-A1	0.96-1.45	5	Linear	2	N-F	300	Al	-
650EWGEN-A1	1.12-1.7	5	Linear	2	N-F	300	Al	600×600×1039.5
510EWGEN-A1	1.45-2.2	5	Linear	2	N-F	300	Al	-
430EWGEN-A1	1.7-2.6	5	Linear	2	N-F	300	Al	600×600×698.1
430EWGES-A1					SMA-F	50		600×600×683.5
340EWGEN-A1	2.2-3.3	5	Linear	2	N-F	300	Al	600×600×597.2
340EWGES-A1					SMA-F	50		600×600×582.6
284EWGEN-A1	2.6-3.95	5	Linear	2	N-F	300	Al	480×480×477.4
284EWGES-A1					SMA-F	50		480×480×462.8
229EWGEN-A1	3.3-4.9	5	Linear	2	N-F	150	Al	480×480×411.5
229EWGES-A1					SMA-F	50		480×480×396.9
187EWGEN-A1	3.95-5.85	5	Linear	2	N-F	150	Al	400×400×324.3
187EWGES-A1					SMA-F	50		400×400×309.7
159EWGEN-A1	4.9-7.05	5	Linear	2	N-F	150	Al	400×400×316.3
159EWGES-A1					SMA-F	50		400×400×301.7
137EWGEN-A1	5.85-8.2	5	Linear	2	N-F	150	Al	400×400×284.9
137EWGES-A1					SMA-F	50		400×400×270.3
112EWGEN-A1	7.05-10.0	5	Linear	2	N-F	150	Al	400×400×276.9
112EWGES-A1					SMA-F	50		400×400×262.3
90EWGES-A1	8.2-12.4	5	Linear	2	SMA-F	50	Al	399.6×399.6×206.2
90EWGEN-A1					N-F	150		399.6×399.6×220.8

Model	Freq.(GHz)	Gain Typ.	Pol.	VSWR Typ.	Output	Power Handling (W) CW	Mat.	Size (mm)
75EWGES-A1	10.0-15.0	5	Linear	2	SMA-F	50	Al	399.6×399.6×198.2
75EWGEN-A1					N-F	150		399.6×399.6×212.8
62EWGES-A1	12.4-18.0	5	Linear	2	SMA-F	50	Al	399.6×399.6×195.2
62EWGEN-A1					N-F	150		399.6×399.6×209.8
51EWGES-A1	15.0-22.0	5	Linear	2	SMA-F	50	Cu	399.6×399.6×195.2
42EWGES-A1	18.0-26.5	5	Linear	2	SMA-F	50	Cu	399.6×399.6×194.2
42EWGEK-A1					2.92mm-F	20		399.6×399.6×194.2
34EWGEK-A1	22.0-33.0	5	Linear	2	2.92mm-F	20	Cu	399.6×399.6×194.2
28EWGEK-A1	26.5-40.0	5	Linear	2	2.92mm-F	20	Cu	399.6×399.6×194.2
28EWGE2.4-A1					2.4mm-F	10		399.6×399.6×195.5
22EWGE2.4-A1	33.0-50.0	5	Linear	1.5	2.4mm-F	10	Cu	399.6×399.6×185.5
19EWGE1.85-A1	40.0-60.0	5	Linear	1.5	1.85mm-F	5	Cu	399.6×399.6×182.5
19EWGE2.4-A1	40.0-50.0				2.4mm-F	10		399.6×399.6×182.9
15EWGE1.85-A1	50.0-65.0	5	Linear	2	1.85mm-F	5	Cu	399.6×399.6×187.7
15EWGE1.0-A1	50.0-75.0	5	Linear	2	1.0mm-F	3	Cu	399.6×399.6×179.4
12EWGE1.0-A1	60.0-90.0	6	Linear	2	1.0mm-F	3	Cu	399.6×399.6×179.4
10EWGE1.0-A1	75.0-110.0	6	Linear	2	1.0mm-F	3	Cu	399.6×399.6×179.4

Dual Polarization Waveguide Probes

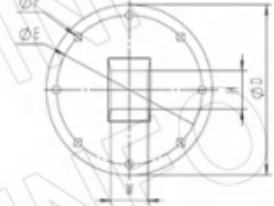
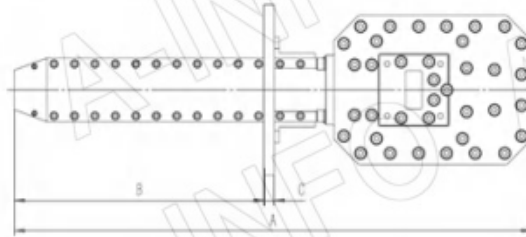

Include the following Types Dual Pol. Waveguide Probes:

1. Dual Pol. Waveguide Probes with Waveguide Interface (Table 1)
2. Dual Pol. Waveguide Probes with Waveguide Interface, Equipped with Absorber (Table 2)
3. Dual Pol. Waveguide Probes with Right Angle Coaxial Interface (Table 3)
4. Dual Pol. Waveguide Probes with Right Angle Coaxial Interface, Equipped with Absorber (Table 4)
5. Dual Pol. Waveguide Probes with V Port Endlaunch Coaxial Interface (Table 5)
6. Dual Pol. Waveguide Probes with V Port Endlaunch Coaxial Interface, Equipped with Absorber (Table 6)

A-INFO's Dual Polarization WG Probes have been specifically designed for near-field measurement. The EWG series Dual Polarization Waveguide Probes are dual Polarization and are covering the frequency range from 2.6 to 220GHz by using standard WG band. All probes have an option of integration with absorber for better gain flatness and radiation pattern.


Model Information	Example Part Number: 90 EWG N -T02 -A1
EIA Waveguide Size: WR284 to WR5	
Product Code	
Coaxial Output Type Option, Leave it blank for WG output models.	
7/16F=7/16 DIN Female NF=N Type-Female; NM=N Type-Male; SF=SMA-Female; SM=SMA-Male; TF=TNC-Female; TM=TNC-Male; 7=7mm; 3.5F=3.5mm-Female; 3.5M=3.5mm-Male; KF=2.92mm-Female; KM=2.92mm-Male; 2.4F=2.4mm-Female; 2.4M=2.4mm-Male; 1.85F=1.85mm-Female; 1.85M=1.85mm-Male 1.0F=1.0mm-Female; 1.0M=1.0mm-Male	
For Endlaunch Coaxial Output on Port V Add E after Connector Designation, for example, 90EWGNE-T02-A1	
Polarization options, For Dual Pol. modules.	
Option for Absorber A1 : Standard Absorber	

1. Dual Pol. Waveguide Probes with Waveguide Interface



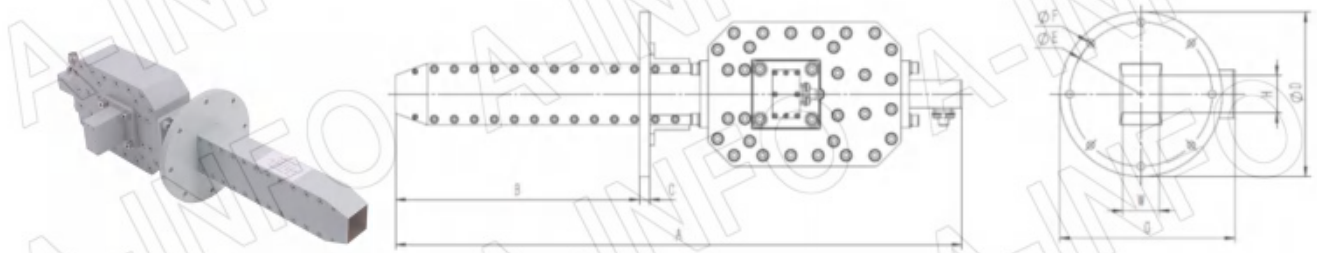
Model	Freq.(GHz)	Gain Typ.	Pol.	VSWR Typ.	Flange	Mat.	Size (mm)
284EWG-T02	2.6-3.95	8	Dual Linear	1.5	FDP32(UDR32)	Al	-
229EWG-T02	3.3-4.9	8	Dual Linear	1.5	FDP40(UDR40)	Al	-
187EWG-T02	3.95-5.85	8	Dual Linear	1.5	FDP48(UDR48)	Al	-
159EWG-T02	4.9-7.05	8	Dual Linear	1.5	FDP58(UDR58)	Al	-
137EWG-T02	5.85-8.2	8	Dual Linear	1.5	FDP70(UDR70)	Al	101.6×101.6×392.6
112EWG-T02	7.05-10	8	Dual Linear	1.5	FBP84(UBR84)	Al	-
90EWG-T02	8.2-12.4	8	Dual Linear	1.4	FBP100(UBR100)	Al	101.6×101.6×315.9
75EWG-T02	10.0-15.0	8	Dual Linear	1.5	FBP120(UBR120)	Al	101.6×101.6×295.5
62EWG-T02	12.4-18.0	8	Dual Linear	1.6	FBP140(UBR140)	Al	101.6×101.6×268.8
51EWG-T02	15.0-22.0	8	Dual Linear	1.6	FBP180(UBR180)	Cu	101.6×101.6×262.9
42EWG-T02	18.0-26.5	8	Dual Linear	1.6	FBP220(UBR220)	Cu	101.6×101.6×245.6
34EWG-T02	22.0-33.0	8	Dual Linear	1.6	FBP260(UBR260)	Cu	101.6×101.6×234.6
28EWG-T02	26.5-40.0	8	Dual Linear	1.5	FBP320(UBR320)	Cu	101.6×101.6×225.71
28EWG-T62	23.5-43.5	8	Dual Linear	1.8	FBP320(UBR320)	Cu	101.6×101.6×237.1
28EWG-T63	23.0-44.0	8	Dual Linear	2	FBP320(UBR320)	Cu	101.6×101.6×228.2
28EWG-T64	22.5-45.0	8	Dual Linear	2	FBP320(UBR320)	Cu	101.6×101.6×264.2
22EWG-T02	33.0-50.0	9	Dual Linear	1.6	FUGP400(UG-383/U)	Cu	101.6×101.6×226.98
19EWG-T02	40.0-60.0	9	Dual Linear	1.6	FUGP500(UG-383/U-M)	Cu	101.6×101.6×228.98
15EWG-T02	50.0-75.0	9	Dual Linear	1.6	FUGP620(UG-385/U)	Cu	101.6×101.6×214.16
12EWG-T02	60.0-90.0	9	Dual Linear	1.6	FUGP740(UG-387/U)	Cu	101.6×101.6×218.27
10EWG-T02	75.0-110.0	9	Dual Linear	1.6	FUGP900(UG-387/U-M)	Cu	101.6×101.6×218.22
8EWG-T02	90.0-140.0	9	Dual Linear	1.6	UG-387/U-M	Cu	-
6EWG-T02	110.0-170.0	9	Dual Linear	1.8	UG-387/U-M	Cu	-
5EWG-T02	140.0-220.0	9	Dual Linear	2	UG-387/U-M	Cu	-

2. Dual Pol. Waveguide Probes with Waveguide Interface, Equipped with Absorber



Model	Freq.(GHz)	Gain Typ.	Pol.	VSWR Typ.	Flange	Mat.	Size (mm)
284EWG-T02-A1	2.6-3.95	8	Dual Linear	1.5	FDP32(UDR32)	Al	-
229EWG-T02-A1	3.3-4.9	8	Dual Linear	1.5	FDP40(UDR40)	Al	-
187EWG-T02-A1	3.95-5.85	8	Dual Linear	1.5	FDP48(UDR48)	Al	-
159EWG-T02-A1	4.9-7.05	8	Dual Linear	1.5	FDP58(UDR58)	Al	-
137EWG-T02-A1	5.85-8.2	8	Dual Linear	1.5	FDP70(UDR70)	Al	400×400×392.55
112EWG-T02-A1	7.05-10.0	8	Dual Linear	1.5	FBP84(UBR84)	Al	-
90EWG-T02-A1	8.2-12.4	8	Dual Linear	1.4	FBP100(UBR100)	Al	399.6×399.6×315.9
75EWG-T02-A1	10.0-15.0	8	Dual Linear	1.5	FBP120(UBR120)	Al	399.6×399.6×295.45
62EWG-T02-A1	12.4-18.0	8	Dual Linear	1.5	FBP140(UBR140)	Al	399.6×399.6×268.8
51EWG-T02-A1	15.0-22.0	8	Dual Linear	1.5	FBP180(UBR180)	Cu	399.6×399.6×262.92
42EWG-T02-A1	18.0-26.5	8	Dual Linear	1.5	FBP220(UBR220)	Cu	399.6×399.6×245.6
34EWG-T02-A1	22.0-33.0	8	Dual Linear	1.5	FBP260(UBR260)	Cu	399.6×399.6×245.6
28EWG-T02-A1	26.5-40.0	8	Dual Linear	1.5	FBP320(UBR320)	Cu	399.6×399.6×225.66
28EWG-T62-A1	23.5-43.5	8	Dual Linear	1.8	FBP320(UBR320)	Cu	399.6×399.6×237.1
28EWG-T63-A1	23.0-44.0	8	Dual Linear	2	FBP320(UBR320)	Cu	399.6×399.6×228.2
28EWG-T64-A1	22.5-45.0	8	Dual Linear	2	FBP320(UBR320)	Cu	399.6×399.6×264.2
22EWG-T02-A1	33.0-50.0	9	Dual Linear	1.5	FUGP400(UG-383/U)	Cu	399.6×399.6×226.98
19EWG-T02-A1	40.0-60.0	9	Dual Linear	1.5	FUGP500(UG-383/U-M)	Cu	399.6×399.6×228.98
15EWG-T02-A1	50.0-75.0	9	Dual Linear	1.5	FUGP620(UG-385/U)	Cu	399.6×399.6×214.16
12EWG-T02-A1	60.0-90.0	9	Dual Linear	1.5	FUGP740(UG-387/U)	Cu	399.6×399.6×218.27
10EWG-T02-A1	75.0-110.0	9	Dual Linear	1.5	FUGP900(UG-387/U-M)	Cu	399.6×399.6×218.22

3. Dual Pol. Waveguide Probes with Right Angle Coaxial Interface




Model	Freq.(GHz)	Gain Typ.	Pol.	VSWR Typ.	Output	Power Handling, CW, (W)	Mat.	Size (mm)
284EWGN-T02	2.6-3.95	8	Dual Linear	1.6	N-F	300	Al	-
284EWGS-T02	2.6-3.95	8	Dual Linear	1.6	SMA-F	50	Al	-
284EWG7/16-T02	2.6-3.95	8	Dual Linear	1.6	7/16 DIN-F	500	Al	-
229EWGN-T02	3.3-4.9	8	Dual Linear	1.6	N-F	150	Al	-
229EWGS-T02	3.3-4.9	8	Dual Linear	1.6	SMA-F	50	Al	-
229EWGT-T02	3.3-4.9	8	Dual Linear	1.6	TNC-F	150	Al	-
229EWG7-T02	3.3-4.9	8	Dual Linear	1.6	7mm	150	Al	-
229EWG3.5-T02	3.3-4.9	8	Dual Linear	1.6	3.5mm-F	50	Al	-
187EWGN-T02	3.95-5.85	8	Dual Linear	1.6	N-F	150	Al	-
187EWGS-T02	3.95-5.85	8	Dual Linear	1.6	SMA-F	50	Al	-
187EWGT-T02	3.95-5.85	8	Dual Linear	1.6	TNC-F	150	Al	-
187EWG7-T02	3.95-5.85	8	Dual Linear	1.6	7mm	150	Al	-
187EWG3.5-T02	3.95-5.85	8	Dual Linear	1.6	3.5mm-F	50	Al	-
159EWGN-T02	4.9-7.05	8	Dual Linear	1.6	N-F	150	Al	-
159EWGS-T02	4.9-7.05	8	Dual Linear	1.6	SMA-F	50	Al	-
159EWGT-T02	4.9-7.05	8	Dual Linear	1.6	TNC-F	150	Al	-
159EWG7-T02	4.9-7.05	8	Dual Linear	1.6	7mm	150	Al	-
159EWG3.5-T02	4.9-7.05	8	Dual Linear	1.6	3.5mm-F	50	Al	-
137EWGN-T02	5.85-8.2	8	Dual Linear	1.6	N-F	150	Al	132.95×101.6×440.55
137EWGS-T02	5.85-8.2	8	Dual Linear	1.6	SMA-F	50	Al	132.95×101.6×440.55
137EWGT-T02	5.85-8.2	8	Dual Linear	1.6	TNC-F	150	Al	132.95×101.6×440.55
137EWG7-T02	5.85-8.2	8	Dual Linear	1.6	7mm	150	Al	132.95×101.6×440.55
137EWG3.5-T02	5.85-8.2	8	Dual Linear	1.6	3.5mm-F	50	Al	132.95×101.6×440.55

Model	Freq.(GHz)	Gain Typ.	Pol.	VSWR Typ.	Output	Power Handling, CW, (W)	Mat.	Size (mm)
112EWGN-T02	7.05-10.0	8	Dual Linear	1.6	N-F	150	Al	-
112EWGS-T02	7.05-10.0	8	Dual Linear	1.6	SMA-F	50	Al	-
112EWGT-T02	7.05-10.0	8	Dual Linear	1.6	TNC-F	150	Al	-
112EWG7-T02	7.05-10.0	8	Dual Linear	1.6	7mm	150	Al	-
112EWG3.5-T02	7.05-10.0	8	Dual Linear	1.6	3.5mm-F	50	Al	-
90EWGS-T02	8.2-12.4	8	Dual Linear	1.5	SMA-F	50	Al	109.5×101.6×353.9
90EWGN-T02	8.2-12.4	8	Dual Linear	1.5	N-F	150	Al	109.5×101.6×353.9
90EWGT-T02	8.2-12.4	8	Dual Linear	1.5	TNC-F	150	Al	109.5×101.6×353.9
90EWG7-T02	8.2-12.4	8	Dual Linear	1.5	7mm	150	Al	109.5×101.6×353.9
90EWG3.5-T02	8.2-12.4	8	Dual Linear	1.5	3.5mm-F	50	Al	109.5×101.6×353.9
75EWGS-T02	10.0-15.0	8	Dual Linear	1.5	SMA-F	50	Al	101.6×101.6×325.45
75EWGN-T02	10.0-15.0	8	Dual Linear	1.5	N-F	150	Al	101.6×101.6×325.45
75EWGT-T02	10.0-15.0	8	Dual Linear	1.5	TNC-F	150	Al	101.6×101.6×325.45
75EWG7-T02	10.0-15.0	8	Dual Linear	1.5	7mm	150	Al	101.6×101.6×325.45
75EWG3.5-T02	10.0-15.0	8	Dual Linear	1.5	3.5mm-F	50	Al	101.6×101.6×325.45
62EWGS-T02	12.4-18.0	8	Dual Linear	1.6	SMA-F	50	Al	101.6×101.6×295.8
62EWGN-T02	12.4-18.0	8	Dual Linear	1.6	N-F	150	Al	101.6×101.6×295.8
62EWGT-T02	12.4-18.0	8	Dual Linear	1.6	TNC-F	150	Al	101.6×101.6×295.8
62EWG7-T02	12.4-18.0	8	Dual Linear	1.6	7mm	150	Al	101.6×101.6×295.8
62EWG3.5-T02	12.4-18.0	8	Dual Linear	1.6	3.5mm-F	50	Al	101.6×101.6×295.8
51EWGS-T02	15.0-22.0	8	Dual Linear	1.6	SMA-F	50	Cu	101.6×101.6×289.9
42EWGS-T02	18.0-26.5	8	Dual Linear	1.6	SMA-F	50	Cu	101.6×101.6×280.6
42EWGK-T02	18.0-26.5	8	Dual Linear	1.6	2.92mm-F	20	Cu	101.6×101.6×280.6
42EWG3.5-T02	18.0-26.5	8	Dual Linear	1.6	3.5mm-F	50	Cu	101.6×101.6×280.6
34EWGK-T02	22.0-33.0	8	Dual Linear	1.6	2.92mm-F	20	Cu	101.6×101.6×258.6
28EWGK-T02	26.5-40.0	8	Dual Linear	1.5	2.92mm-F	20	Cu	101.6×101.6×249.7
28EWG2.4-T02	26.5-40.0	8	Dual Linear	1.5	2.4mm-F	10	Cu	101.6×101.6×249.7
28EWGK-T62	23.5-40.0	8	Dual Linear	1.8	2.92mm-F	20	Cu	101.6×101.6×263.7
28EWG2.4-T62	23.5-43.5	8	Dual Linear	1.8	2.4mm-F	10	Cu	101.6×101.6×263.7
28EWGK-T63	23.0-40.0	8	Dual Linear	1.6	2.92mm-F	20	Cu	101.6×101.6×252.3
28EWG2.4-T63	23.0-44.0	8	Dual Linear	2	2.4mm-F	10	Cu	101.6×101.6×252.3
28EWG2.4-T64	22.5-45.0	8	Dual Linear	2	2.4mm-F	10	Cu	101.6×101.6×287
28EWG2.4-T68	24.0-50.0	8	Dual Linear	2	2.4mm-F	10	Cu	101.6×101.6×303.9

Model	Freq.(GHz)	Gain Typ.	Pol.	VSWR Typ.	Output	Power Handling, CW, (W)	Mat.	Size (mm)
22EWG2.4-T02	33.0-50.0	9	Dual Linear	1.8	2.4mm-F	10	Cu	101.6×101.6×251
19EWG1.85-T02	40.0-60.0	9	Dual Linear	1.8	1.85mm-F	5	Cu	101.6×101.6×255
19EWG2.4-T02	40.0-60.0	9	Dual Linear	1.8	2.4mm-F	10	Cu	101.6×101.6×255
15EWG1.85-T02	50.0-65.0	9	Dual Linear	1.8	1.85mm-F	5	Cu	101.6×101.6×242.2
15EWG1.0-T02	50.0-75.0	9	Dual Linear	2	1.0mm-F	3	Cu	101.6×101.6×242.2
12EWG1.0-T02	60.0-90.0	9	Dual Linear	2	1.0mm-F	3	Cu	101.6×101.6×243.7
10EWG1.0-T02	75.0-110.0	9	Dual Linear	2	1.0mm-F	3	Cu	101.6×101.6×243.6

4. Dual Pol. Waveguide Probes with Right Angle Coaxial Interface, Equipped with Absorber




Model	Freq.(GHz)	Gain Typ.	Pol.	VSWR Typ.	Output	Power Handling, CW, (W)	Mat.	Size (mm)
284EWGN-T02-A1	2.6-3.95	8	Dual Linear	1.6	N-F	300	Al	-
284EWGS-T02-A1					SMA-F	50		-
284EWG7/16-T02-A1					7/16 DIN-F	500		-
229EWGN-T02-A1	3.3-4.9	8	Dual Linear	1.6	N-F	150	Al	-
229EWGS-T02-A1					SMA-F	50		-
229EWGT-T02-A1					TNC-F	150		-
229EWG7-T02-A1					7mm	150		-
229EWG3.5-T02-A1					3.5mm-F	50		-
187EWGN-T02-A1	3.95-5.85	8	Dual Linear	1.6	N-F	150	Al	-
187EWGS-T02-A1					SMA-F	50		-
187EWGT-T02-A1					TNC-F	150		-
187EWG7-T02-A1					7mm	150		-
187EWG3.5-T02-A1					3.5mm-F	50		-
159EWGN-T02-A1	4.9-7.05	8	Dual Linear	1.6	N-F	150	Al	-
159EWGS-T02-A1					SMA-F	50		-
159EWGT-T02-A1					TNC-F	150		-
159EWG7-T02-A1					7mm	150		-
159EWG3.5-T02-A1					3.5mm-F	50		-

Model	Freq.(GHz)	Gain Typ.	Pol.	VSWR Typ.	Output	Power Handling, CW, (W)	Mat	Size (mm)
137EWGN-T02-A1	5.85-8.2	8	Dual Linear	1.6	N-F	150	Al	400×400×440.55
137EWGS-T02-A1					SMA-F	50		400×400×440.55
137EWGT-T02-A1					TNC-F	150		400×400×440.55
137EWG7-T02-A1					7mm	150		400×400×440.55
137EWG3.5-T02-A1					3.5mm-F	50		400×400×440.55
112EWGN-T02-A1	7.05-10	8	Dual Linear	1.6	N-F	150	Al	-
112EWGS-T02-A1					SMA-F	50		-
112EWGT-T02-A1					TNC-F	150		-
112EWG7-T02-A1					7mm	150		-
112EWG3.5-T02-A1					3.5mm-F	50		-
90EWGS-T02-A1	8.2-12.4	8	Dual Linear	1.5	SMA-F	50	Al	399.6×399.6×353.9
90EWGN-T02-A1					N-F	150		399.6×399.6×353.9
90EWGT-T02-A1					TNC-F	150		399.6×399.6×353.9
90EWG7-T02-A1					7mm	150		399.6×399.6×353.9
90EWG3.5-T02-A1					3.5mm-F	50		399.6×399.6×353.9
75EWGS-T02-A1	10.0-15.0	8	Dual Linear	1.5	SMA-F	50	Al	399.6×399.6×325.45
75EWGN-T02-A1					N-F	150		399.6×399.6×325.45
75EWGT-T02-A1					TNC-F	150		399.6×399.6×325.45
75EWG7-T02-A1					7mm	150		399.6×399.6×325.45
75EWG3.5-T02-A1					3.5mm-F	50		399.6×399.6×325.45
62EWGS-T02-A1	12.4-18.0	8	Dual Linear	1.6	SMA-F	50	Al	399.6×399.6×295.8
62EWGN-T02-A1					N-F	150		399.6×399.6×295.8
62EWGT-T02-A1					TNC-F	150		399.6×399.6×295.8
62EWG7-T02-A1					7mm	150		399.6×399.6×295.8
62EWG3.5-T02-A1					3.5mm-F	50		399.6×399.6×295.8
51EWGS-T02-A1	15.0-22.0	8	Dual Linear	1.6	SMA-F	50	Cu	399.6×399.6×289.92
42EWGS-T02-A1	18.0-26.5	8	Dual Linear	1.6	SMA-F	50	Cu	399.6×399.6×280.6
42EWGK-T02-A1					2.92mm-F	20		399.6×399.6×280.6
42EWG3.5-T02-A1					3.5mm-F	50		399.6×399.6×280.6
34EWGK-T02-A1	22.0-33.0	8	Dual Linear	1.6	2.92mm-F	20	Cu	399.6×399.6×258.6

Model	Freq.(GHz)	Gain Typ.	Pol.	VSWR Typ.	Output	Power Handling, CW, (W)	Mat.	Size (mm)
28EWGK-T02-A1	26.5-40.0	8	Dual Linear	1.5	2.92mm-F	20	Cu	399.6×399.6×249.7
28EWG2.4-T02-A1					2.4mm-F	10		399.6×399.6×249.7
28EWGK-T62-A1	23.5-40.0	8	Dual Linear	1.8	2.92mm-F	20	Cu	399.6×399.6×263.7
28EWG2.4-T62-A1	23.5-43.5	8	Dual Linear	1.8	2.4mm-F	10	Cu	399.6×399.6×263.7
28EWGK-T63-A1	23.0-40.0	8	Dual Linear	1.6	2.92mm-F	20	Cu	399.6×399.6×252.3
28EWG2.4-T63-A1					2.4mm-F	10		399.6×399.6×251
28EWG2.4-T64-A1	22.5-45.0	8	Dual Linear	2	2.4mm-F	10	Cu	399.6×399.6×287
28EWG2.4-T68-A1	24.0-50.0	8	Dual Linear	2	2.4mm-F	10	Cu	399.6×399.6×303.9
22EWG2.4-T02-A1	33.0-50.0	9	Dual Linear	1.8	2.4mm-F	10	Cu	399.6×399.6×279
19EWG1.85-T02-A1	40.0-60.0	9	Dual Linear	1.8	1.85mm-F	5	Cu	399.6×399.6×255
19EWG2.4-T02-A1					2.4mm-F	10		399.6×399.6×255
15EWG1.85-T02-A1	50.0-65.0	9	Dual Linear	1.8	1.85mm-F	5	Cu	399.6×399.6×242.2
15EWG1.0-T02-A1	50.0-75.0				2	1.0mm-F		3
12EWG1.0-T02-A1	60.0-90.0	9	Dual Linear	2	1.0mm-F	3	Cu	399.6×399.6×243.7
10EWG1.0-T02-A1	75.0-110.0	9	Dual Linear	2	1.0mm-F	3	Cu	399.6×399.6×243.6


5. Dual Pol. Waveguide Probes with V Port Endlaunch Coaxial Interface



Model	Freq.(GHz)	Gain Typ.	Pol.	VSWR Typ.	Output	Power Handling, CW, (W)	Mat.	Size (mm)
284EWGNE-T02	2.6-3.95	8	Dual Linear	1.6	N-F	300	Al	-
284EWGSE-T02				1.6	SMA-F	50		-
229EWGNE-T02	3.3-4.9	8	Dual Linear	1.6	N-F	150	Al	-
229EWGSE-T02				1.6	SMA-F	50		-
187EWGNE-T02	3.95-5.85	8	Dual Linear	1.6	N-F	150	Al	-
187EWGSE-T02				1.6	SMA-F	50		-
159EWGNE-T02	4.9-7.05	8	Dual Linear	1.6	N-F	150	Al	-
159EWGSE-T02				1.6	SMA-F	50		-
137EWGNE-T02	5.85-8.2	8	Dual Linear	1.6	N-F	150	Al	133×101.6×464.6
137EWGSE-T02				1.6	SMA-F	50		133×101.6×450
112EWGNE-T02	7.05-10.0	8	Dual Linear	1.6	N-F	150	Al	-
112EWGSE-T02				1.6	SMA-F	50		-
90EWGSE-T02	8.2-12.4	8	Dual Linear	1.5	SMA-F	50	Al	109.5×101.6×353.9
90EWGNE-T02				1.5	N-F	150		109.5×101.6×353.9
75EWGSE-T02	10.0-15.0	8	Dual Linear	1.5	SMA-F	50	Al	101.6×101.6×325.5
75EWGNE-T02				1.5	N-F	150		101.6×101.6×325.5
62EWGSE-T02	12.4-18.0	8	Dual Linear	1.6	SMA-F	50	Al	101.6×101.6×319.8
62EWGNE-T02				1.6	N-F	150		101.6×101.6×319.75
51EWGSE-T02	15.0-22.0	8	Dual Linear	1.6	SMA-F	50	Cu	101.6×101.6×299.32
42EWGSE-T02	18.0-26.5	8	Dual Linear	1.6	SMA-F	50	Cu	101.6×101.6×279.9
42EWGKE-T02				1.6	2.92mm-F	20		101.6×101.6×280
34EWGKE-T02	22.0-33.0	8	Dual Linear	1.6	2.92mm-F	20	Cu	101.6×101.6×269

Model	Freq.(GHz)	Gain Typ.	Pol.	VSWR Typ.	Output	Power Handling, CW, (W)	Mat.	Size (mm)
28EWGKE-T02	26.5-40.0	8	Dual Linear	1.5	2.92mm-F	20	Cu	101.6×101.6×263.8
28EWG2.4E-T02				1.5	2.4mm-F	10		101.6×101.6×260.1
28EWGKE-T62	23.5-40.0	8	Dual Linear	1.8	2.92mm-F	20	Cu	101.6×101.6×272.8
28EWG2.4E-T62	23.5-43.5			1.8	2.4mm-F	10		101.6×101.6×272.8
28EWGKE-T63	23.0-40.0	8	Dual Linear	1.6	2.92mm-F	20	Cu	101.6×101.6×255.7
28EWG2.4E-T63	23.0-44.0			2	2.4mm-F	10		101.6×101.6×263.9
28EWG2.4E-T64	22.5-45.0	8	Dual Linear	2	2.4mm-F	10	Cu	101.6×101.6×299.9
28EWG2.4E-T68	24.0-50.0			2	2.4mm-F	10		101.6×101.6×316
22EWG2.4E-T02	33.0-50.0	9	Dual Linear	1.8	2.4mm-F	10	Cu	101.6×101.6×280.7
19EWG1.85E-T02	40.0-60.0	9	Dual Linear	1.8	1.85mm-F	5	Cu	101.6×101.6×251.7
19EWG2.4E-T02				1.8	2.4mm-F	10		101.6×101.6×252.1
15EWG1.85E-T02	50.0-65.0	9	Dual Linear	1.8	1.85mm-F	5	Cu	101.6×101.6×242.1
15EWG1.0E-T02	50.-75.0			2	1.0mm-F	5		101.6×101.6×208.4
12EWG1.0E-T02	60.0-90.0	9	Dual Linear	2	1.0mm-F	3	Cu	101.6×101.6×238
10EWG1.0E-T02	75.0-110.0	9	Dual Linear	2	1.0mm-F	3	Cu	101.6×101.6×237.9

6. Dual Pol. Waveguide Probes with V Port Endlaunch Coaxial Interface, Equipped with Absorber



Model	Freq.(GHz)	Gain Typ.	Pol.	VSWR Typ.	Output	Power Handling, CW, (W)	Mat.	Size (mm)
284EWGNE-T02-A1	2.6-3.95	8	Dual Linear	1.6	N-F	300	Al	-
284EWGSE-T02-A1				1.6	SMA-F	50		-
229EWGNE-T02-A1	3.3-4.9	8	Dual Linear	1.6	N-F	150	Al	-
229EWGSE-T02-A1				1.6	SMA-F	50		-
187EWGNE-T02-A1	3.95-5.85	8	Dual Linear	1.6	N-F	150	Al	-
187EWGSE-T02-A1				1.6	SMA-F	50		-
159EWGNE-T02-A1	4.9-7.05	8	Dual Linear	1.6	N-F	150	Al	-
159EWGSE-T02-A1				1.6	SMA-F	50		-
137EWGNE-T02-A1	5.85-8.2	8	Dual Linear	1.6	N-F	150	Al	400×400×440.55
137EWGSE-T02-A1				1.6	SMA-F	50		400×400×440.55
112EWGNE-T02-A1	7.05-10.0	8	Dual Linear	1.6	N-F	150	Al	-
112EWGSE-T02-A1				1.6	SMA-F	50		-
90EWGSE-T02-A1	8.2-12.4	8	Dual Linear	1.5	SMA-F	50	Al	399.6×399.6×353.9
90EWGNE-T02-A1				1.5	N-F	150		399.6×399.6×353.9
75EWGSE-T02-A1	10.0-15.0	8	Dual Linear	1.6	SMA-F	50	Al	399.6×399.6×334.85
75EWGNE-T02-A1				1.6	N-F	150		399.6×399.6×349.45
62EWGSE-T02-A1	12.4-18.0	8	Dual Linear	1.6	SMA-F	50	Al	399.6×399.6×319.8
62EWGNE-T02-A1				1.6	N-F	150		399.6×399.6×319.8
51EWGSE-T02-A1	15.0-22.0	8	Dual Linear	1.6	SMA-F	50	Cu	399.6×399.6×299.32
42EWGSE-T02-A1	18.0-26.5	8	Dual Linear	1.6	SMA-F	50	Cu	399.6×399.6×279.9
42EWGKE-T02-A1				1.6	2.92mm-F	20		399.6×399.6×280
34EWGKE-T02-A1	22.0-33.0	8	Dual Linear	1.6	2.92mm-F	20	Cu	399.6×399.6×269

Model	Freq.(GHz)	Gain Typ.	Pol.	VSWR Typ.	Output	Power Handling, CW, (W)	Mat.	Size (mm)
28EWGKE-T02-A1	26.5-40.0	8	Dual Linear	1.5	2.92mm-F	20	Cu	399.6×399.6×263.8
28EWG2.4E-T02-A1				1.5	2.4mm-F	10		399.6×399.6×260.1
28EWGKE-T62-A1	23.5-40.0	8	Dual Linear	1.8	2.92mm-F	20	Cu	399.6×399.6×272.8
28EWG2.4E-T62-A1	23.5-43.5	8	Dual Linear	1.8	2.4mm-F	10	Cu	399.6×399.6×272.8
28EWGKE-T63-A1	23.0-40.0	8	Dual Linear	1.6	2.92mm-F	20	Cu	399.6×399.6×255.7
28EWG2.4E-T63-A1	23.0-44.0	8	Dual Linear	1.6	2.4mm-F	10	Cu	399.6×399.6×255.7
28EWG2.4E-T64-A1	22.5-45	8	Dual Linear	2	2.4mm-F	10	Cu	399.6×399.6×299.9
28EWG2.4E-T68-A1	24.0-50.0	8	Dual Linear	2	2.4mm-F	10	Cu	399.6×399.6×316
22EWG2.4E-T02-A1	33.0-50.0	9	Dual Linear	1.8	2.4mm-F	10	Cu	399.6×399.6×280.7
19EWG1.85E-T02-A1	40.0-60.0	9	Dual Linear	1.8	1.85mm-F	5	Cu	399.6×399.6×251.7
19EWG2.4E-T02-A1	40.0-60.0	9	Dual Linear	1.8	2.4mm-F	10	Cu	399.6×399.6×252.1
15EWG1.85E-T02-A1	50.0-65.0	9	Dual Linear	1.8	1.85mm-F	5	Cu	399.6×399.6×242.1
15EWG1.0E-T02-A1	50.0-75.0	9	Dual Linear	2	1.0mm-F	5	Cu	399.6×399.6×208.4
12EWG1.0E-T02-A1	60.0-90.0	9	Dual Linear	2	1.0mm-F	3	Cu	399.6×399.6×238
10EWG1.0E-T02-A1	75.0-110.0	9	Dual Linear	2	1.0mm-F	3	Cu	399.6×399.6×237.9

Conical Horn Antenna

Include the following Types Conical Horn Antennas :

1. Conical Horn with EIA Standard Circular WG Interface (Table 1)
2. Conical Horn with Other Circular WG Interface (Table 2)
3. Conical Horn with Rectangular WG Transition - Linear Polarization (Table 3)
4. Conical Horn with Integrated Rectangular WG Transition - Linear Polarization (Table 4)
5. Conical Horn with Polarizer and Rectangular WG Transition - Circular Polarization (Table 5)
6. Conical Horn with Ortho-Mode Transducer (OMT) - Dual Linear Polarization (Table 6)
7. Conical Horn with Polarizer and Ortho-Mode Transducer (OMT) - Dual Circular Polarization (coming soon)

The LB-CNH series conical horn antennas have four kinds of polarization options: Linear, Circular (RHCP/LHCP), Dual Linear and Dual Circular. And YLB series conical horn antennas are Linear Polarization. A-INFO's conical horn antenna can cover from 5.3GHz to 220GHz frequency range. Those conical horns are precisely fabricated to minimize the tolerance of aperture size and flare angle. These horns are ideally suited for antenna far field testing, RF radiation measurements and other applications.

Model Information	Example Part Number: LB-CNH -90 -10 -T06 -C -SF
Product Code	
Waveguide Size: WR137 to WR5 EIA WC Size or Customized Size	
Gain in dB, Standard gain is 15dB, 20dB, 25dB	
Polarization options, For Circular and Dual Pol. modules. Leave blank for Linear Polarization modules.	
Figure Type: -A: Waveguide Output -C: Coaxial Output. Connector type below needs to be specified	
Figure C Connector Type Option: 7/16F=7/16 DIN Female NF=N Type-Female; NM=N Type-Male; SF=SMA-Female; SM=SMA-Male; 3.5F=3.5mm-Female; 3.5M=3.5mm-Male; KF=2.92mm-Female; KM=2.92mm-Male; 2.4F=2.4mm-Female; 2.4M=2.4mm-Male; 1.85F=1.85mm-Female; 1.85M=1.85mm-Male; 1.0F=1.0mm-Female; 1.0M=1.0mm-Male	

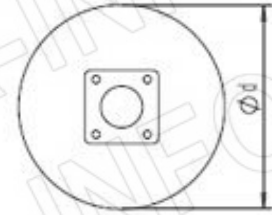
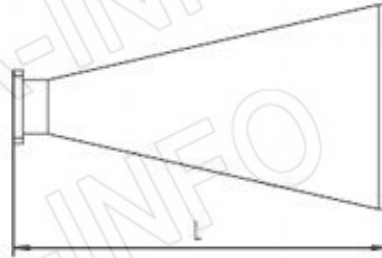
Calibration Option

Far Field Calibration Data with Extra Fee

Horn Antenna Accessories

1. Mounting Bracket
2. Tripod
3. Radome
4. Carrying Case

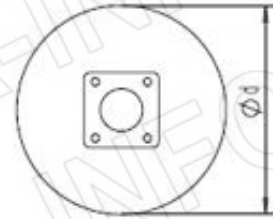
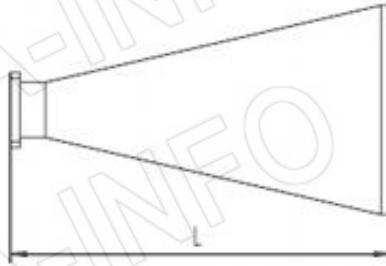
1. Conical Horn with EIA Standard Circular WG Interface



Model	Freq.(GHz)	EIA WC	Gain Typ (dBi)	Pol.	Flange	Mat.	Size (mm)
LB-CNH-WC150-10	5.3-7.27	WC150	10	Linear & Circular	FAP70-M	Al	79.5×79.5×45.7
LB-CNH-WC150-15			15		FAP70-M	Al	101.6×101.6×185.4
LB-CNH-WC150-20			20		FAP70-M	Al	193×193×330.2
LB-CNH-WC128-15	6.21-8.51	WC128	15	Linear & Circular	FBP84-M	Al	83.3×83.3×119.4
LB-CNH-WC128-20			20		FBP84-M	Al	154.4×154.4×274.3
LB-CNH-WC109-15	7.27-9.97	WC109	15	Linear & Circular	FBP84-M	Al	-
LB-CNH-WC109-20			20		FBP84-M	Al	-
LB-CNH-WC109-25			25		FBP84-M	Al	-
LB-CNH-WC94-15	8.49-11.6	WC94	15	Linear & Circular	FBP100-M	Al	-
LB-CNH-WC94-20			20		FBP100-M	Al	-
LB-CNH-WC94-25			25		FBP100-M	Al	-
LB-CNH-WC80-15	9.97-13.7	WC80	15	Linear & Circular	FBP120-M	Al	-
LB-CNH-WC80-20			20		FBP120-M	Al	-
LB-CNH-WC80-25			25		FBP120-M	Al	-
LB-CNH-WC69-15	11.6-15.9	WC69	15	Linear & Circular	FBP140-M	Al	47.8×47.8×74.93
LB-CNH-WC69-20			20		FBP140-M	Al	92.5×92.5×171.45
LB-CNH-WC69-25			25		FBP140-M	Al	178.8×178.8×436.9
LB-CNH-WC59-15	13.4-18.4	WC59	15	Linear & Circular	FBP140-M	Al	-
LB-CNH-WC59-20			20		FBP140-M	Al	-
LB-CNH-WC59-25			25		FBP140-M	Al	-
LB-CNH-WC50-15	15.9-21.8	WC50	15	Linear & Circular	FBP180-M	Al	-
LB-CNH-WC50-20			20		FBP180-M	Al	-
LB-CNH-WC50-25			25		FBP180-M	Al	-
LB-CNH-WC44-15	18.2-24.9	WC44	15	Linear & Circular	UG-595/U-M	Al	-
LB-CNH-WC44-20			20		UG-595/U-M	Al	-
LB-CNH-WC44-25			25		UG-595/U-M	Al	-

Model	Freq.(GHz)	EIA WC	Gain Typ (dBi)	Pol.	Flange	Mat.	Size (mm)
LB-CNH-WC38-15	21.2-29.1	WC38	15	Linear & Circular	UG-595/U-M	Al	-
LB-CNH-WC38-20			20		UG-595/U-M	Al	50.3×50.3×96.5
LB-CNH-WC38-25			25		UG-595/U-M	Al	-
LB-CNH-WC33-15	24.3-33.2	WC33	15	Linear & Circular	UG-381/U-M	Al	28.6×28.6×44.5
LB-CNH-WC33-20			20		UG-381/U-M	Al	47.2×47.2×91.44
LB-CNH-WC33-25			25		UG-381/U-M	Al	90.9×90.9×223.5
LB-CNH-WC28-15	28.3-38.8	WC28	15	Linear & Circular	UG-381/U-M	Cu	-
LB-CNH-WC28-20			20		UG-381/U-M	Cu	-
LB-CNH-WC28-25			25		UG-381/U-M	Cu	-
LB-CNH-WC25-15	31.8-43	WC25	15	Linear & Circular	UG-383/U-M	Cu	28.6×28.6×25.4
LB-CNH-WC25-20			20		UG-383/U-M	Cu	34×34×58.42
LB-CNH-WC25-25			25		UG-383/U-M	Al	66×66×165.1
LB-CNH-WC22-15	36.4-49.8	WC22	15	Linear & Circular	UG-383/U-M	Cu	28.6×28.6×25.4
LB-CNH-WC22-20			20		UG-383/U-M	Cu	30.2×30.2×55.9
LB-CNH-WC22-25			25		UG-383/U-M	Al	58.4×58.4×147.3
LB-CNH-WC19-15	42.4-58.1	WC19	15	Linear & Circular	UG-383/U-M	Cu	-
LB-CNH-WC19-20			20		UG-383/U-M	Cu	-
LB-CNH-WC19-25			25		UG-383/U-M	Cu	-
LB-CNH-WC17-15	46.3-63.5	WC17	15	Linear & Circular	UG-385/U-M	Cu	-
LB-CNH-WC17-20			20		UG-385/U-M	Cu	-
LB-CNH-WC17-25			25		UG-385/U-M	Cu	-
LB-CNH-WC14-15	56.6-77.5	WC14	15	Linear & Circular	UG-387/U-M	Cu	19.1×19.1×17.8
LB-CNH-WC14-20			20		UG-387/U-M	Cu	20.6×20.6×40.6
LB-CNH-WC14-25			25		UG-387/U-M	Cu	38.9×38.9×100.3
LB-CNH-WC13-15	63.5-87.2	WC13	15	Linear & Circular	UG-387/U-M	Cu	19.1×19.1×15.2
LB-CNH-WC13-20			20		UG-387/U-M	Cu	19.1×19.1×33
LB-CNH-WC13-25			25		UG-387/U-M	Cu	34×34×86.4
LB-CNH-WC11-15	72.7-99.7	WC11	15	Linear & Circular	UG-387/U-M	Cu	19.1×19.1×15.2
LB-CNH-WC11-20			20		UG-387/U-M	Cu	19.1×19.1×30.5
LB-CNH-WC11-25			25		UG-387/U-M	Cu	30.5×30.5×74.9
LB-CNH-WC9-15	84.8-116	WC9	15	Linear & Circular	UG-387/U-M	Cu	19.1×19.1×14
LB-CNH-WC9-20			20		UG-387/U-M	Cu	19.1×19.1×25.4
LB-CNH-WC9-25			25		UG-387/U-M	Cu	26.9×26.9×69.9

2. Conical Horn with Other Circular WG Interface

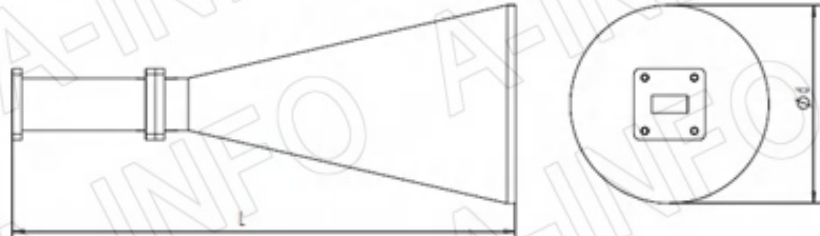


Model	Freq.(GHz)	Gain Typ(dBi)	Pol.	Flange	Figure	Mat.	Size (mm)
LB-CNH-C25-15	8.2-12.4	15	Linear & Circular	FBP100-M	A	Al	66×66×122
LB-CNH-C25-20		20		FBP100-M	A	Al	127×127×231
LB-CNH-C25-25		25		FBP100-M	A	Al	242×242×565
LB-CNH-C21.5-15	10.0-15.0	15	Linear & Circular	FBP120-M	A	Al	55.6×55.6×101.5
LB-CNH-C21.5-20		20		FBP120-M	A	Al	106×106×192.5
LB-CNH-C21.5-25		25		FBP120-M	A	Al	198×198×479.5
LB-CNH-C16.76-15	12.4-14.6	15	Linear & Circular	FBP140-M	A	Al	-
LB-CNH-C16.76-20		20		FBP140-M	A	Al	-
LB-CNH-C16.76-25		25		FBP140-M	A	Al	-
LB-CNH-C13.97-15	14.6-17.5	15	Linear & Circular	FBP180-M	A	Al	39.1×39.1×60.96
LB-CNH-C13.97-20		20		FBP180-M	A	Al	74.7×74.7×140.97
LB-CNH-C13.97-25		25		FBP180-M	A	Al	145.8×145.8×358.1
LB-CNH-C11.94-15	17.5-20.5	15	Linear & Circular	UG-595/U-M	A	Al	33.5×33.5×50.8
LB-CNH-C11.94-20		20		UG-595/U-M	A	Al	62×62×114.3
LB-CNH-C11.94-25		25		UG-595/U-M	A	Al	121.9×121.9×294.64
LB-CNH-C10.06-15	20.5-24.5	15	Linear & Circular	UG-595/U-M	A	Al	28.96×28.96×44.45
LB-CNH-C10.06-20		20		UG-595/U-M	A	Al	53.1×53.1×101.6
LB-CNH-C10.06-25		25		UG-595/U-M	A	Al	105.2×105.2×254
LB-CNH-C8.0-15	26.0-33.0	15	Linear & Circular	UG-381/U-M	A	Cu	28.6×28.6×49.7
LB-CNH-C8.0-20		20		UG-381/U-M	A	Al	47.5×47.5×83.8
LB-CNH-C8.0-25		25		UG-381/U-M	A	Al	79.5×79.5×188
LB-CNH-C4.191-15	50.0-58.0	15	Linear & Circular	UG-383/U-M	A	Cu	19.1×19.1×20.32
LB-CNH-C4.191-20		20		UG-383/U-M	A	Cu	23.62×23.62×45.72
LB-CNH-C4.191-25		25		UG-383/U-M	A	Cu	44.7×44.7×111.76

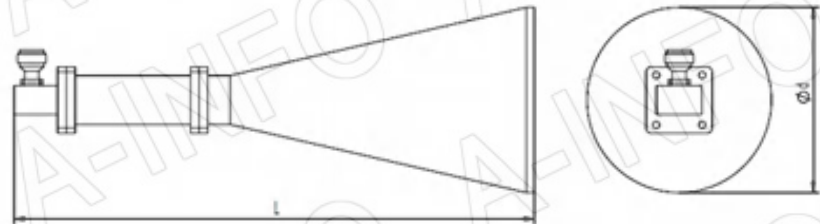
Model	Freq.(GHz)	Gain Typ(dBi)	Pol.	Flange	Figure	Mat.	Size (mm)
LB-CNH-C2.083-15	100.0-112.0	15	Linear & Circular	UG-387/U-M	A	Cu	-
LB-CNH-C2.083-20		20		UG-387/U-M	A	Cu	-
LB-CNH-C2.083-25		25		UG-387/U-M	A	Cu	-
LB-CNH-C1.905-15	112.0-125.0	15	Linear & Circular	UG-387/U-M	A	Cu	19.1×19.1×9.4
LB-CNH-C1.905-20		20		UG-387/U-M	A	Cu	19.1×19.1×18.8
LB-CNH-C1.905-25		25		UG-387/U-M	A	Cu	19.9×19.9×50.3
LB-CNH-C1.702-15	125.0-140.0	15	Linear & Circular	UG-387/U-M	A	Cu	-
LB-CNH-C1.702-20		20		UG-387/U-M	A	Cu	-
LB-CNH-C1.702-25		25		UG-387/U-M	A	Cu	-
LB-CNH-C1.499-15	140.0-160.0	15	Linear & Circular	UG-387/U-M	A	Cu	19.1×19.1×8
LB-CNH-C1.499-20		20		UG-387/U-M	A	Cu	19.1×19.1×15.9
LB-CNH-C1.499-25		25		UG-387/U-M	A	Cu	19.1×19.1×42.4
LB-CNH-C1.168-15	183.0-240.0	15	Linear & Circular	UG-387/U-M	A	Cu	19.05×19.05×6.35
LB-CNH-C1.168-20		20		UG-387/U-M	A	Cu	19.05×19.05×12.7
LB-CNH-C1.168-25		25		UG-387/U-M	A	Cu	19.05×19.05×34.29

3. Conical Horn with Rectangular WG Transition - Linear Polarization

A Type, WG Output:



C Type, Coaxial Output:



Model	Freq.(GHz)	Gain Typ(dBi)	Pol.	Flange	Mat.	Size (mm)
LB-CNH-137-10-A	5.85-8.2	10	Linear	FDP70	Al	79.5×79.5×198.1
LB-CNH-137-10-C-NF				N-F		79.5×79.5×246.1
LB-CNH-137-10-C-SF				SMA-F		79.5×79.5×246.1
LB-CNH-137-10-C-TF				TNC-F		79.5×79.5×246.1
LB-CNH-137-10-C-7				7mm		79.5×80.4×246.1
LB-CNH-137-10-C-3.5F				3.5mm-F		79.5×79.5×246.1
LB-CNH-137-15-A	5.85-8.2	15	Linear	FDP70	Al	101.6×101.6×337.8
LB-CNH-137-15-C-NF				N-F		101.6×101.6×385.8
LB-CNH-137-15-C-SF				SMA-F		101.6×101.6×385.8
LB-CNH-137-15-C-TF				TNC-F		101.6×101.6×385.8
LB-CNH-137-15-C-7				7mm		101.6×101.6×385.8
LB-CNH-137-15-C-3.5F				3.5mm-F		101.6×101.6×385.8
LB-CNH-137-20-A	5.85-8.2	20	Linear	FDP70	Al	193×193×482.6
LB-CNH-137-20-C-NF				N-F		193×193×530.6
LB-CNH-137-20-C-SF				SMA-F		193×193×530.6
LB-CNH-137-20-C-TF				TNC-F		193×193×530.6
LB-CNH-137-20-C-7				7mm		193×193×530.6
LB-CNH-137-20-C-3.5F				3.5mm-F		193×193×530.6
LB-CNH-112-10-A	7.05-10.0	10	Linear	FBP84	Al	47.8×47.8×163.8
LB-CNH-112-10-C-NF				N-F		47.8×54.2×203.8
LB-CNH-112-10-C-SF				SMA-F		47.8×54.2×203.8
LB-CNH-112-10-C-TF				TNC-F		47.8×54.2×203.8
LB-CNH-112-10-C-7				7mm		47.8×54.2×203.8
LB-CNH-112-10-C-3.5F				3.5mm-F		47.8×54.2×203.8

Model	Freq.(GHz)	Gain Typ(dBi)	Pol.	Flange	Mat.	Size (mm)
LB-CNH-112-15-A	7.05-10.0	15	Linear	FBP84	Al	83.3×83.3×246.4
LB-CNH-112-15-C-NF				N-F		83.3×83.3×286.4
LB-CNH-112-15-C-SF				SMA-F		83.3×83.3×286.4
LB-CNH-112-15-C-TF				TNC-F		83.3×83.3×286.4
LB-CNH-112-15-C-7				7mm		83.3×83.3×286.4
LB-CNH-112-15-C-3.5F				3.5mm-F		83.3×83.3×286.4
LB-CNH-112-20-A	7.05-10.0	20	Linear	FBP84	Al	154.4×154.4×401.3
LB-CNH-112-20-C-NF				N-F		154.4×154.4×441.3
LB-CNH-112-20-C-SF				SMA-F		154.4×154.4×441.3
LB-CNH-112-20-C-TF				TNC-F		154.4×154.4×441.3
LB-CNH-112-20-C-7				7mm		154.4×154.4×441.3
LB-CNH-112-20-C-3.5F				3.5mm-F		154.4×154.4×441.3
LB-CNH-90-15-A	8.2-12.4	15	Linear	FBP100	Al	66×66×222
LB-CNH-90-15-C-SF				SMA-F		66×66×260
LB-CNH-90-15-C-NF				N-F		66×66×260
LB-CNH-90-15-C-TF				TNC-F		66×66×260
LB-CNH-90-15-C-7				7mm		66×70.8×260
LB-CNH-90-15-C-3.5F				3.5mm-F		66×66×260
LB-CNH-90-20-A	8.2-12.4	20	Linear	FBP100	Al	127×127×331
LB-CNH-90-20-C-SF				SMA-F		127×127×369
LB-CNH-90-20-C-NF				N-F		127×127×369
LB-CNH-90-20-C-TF				TNC-F		127×127×369
LB-CNH-90-20-C-7				7mm		127×127×369
LB-CNH-90-20-C-3.5F				3.5mm-F		127×127×369
LB-CNH-90-25-A	8.2-12.4	25	Linear	FBP100	Al	242×242×665
LB-CNH-90-25-C-SF				SMA-F		242×242×703
LB-CNH-90-25-C-NF				N-F		242×242×703
LB-CNH-90-25-C-TF				TNC-F		242×242×703
LB-CNH-90-25-C-7				7mm		242×242×703
LB-CNH-90-25-C-3.5F				3.5mm-F		242×242×703
LB-CNH-75-15-A	10.0-15.0	15	Linear	FBP120	Al	55.6×55.6×177.7
LB-CNH-75-15-C-SF				SMA-F		55.6×55.6×207.7
LB-CNH-75-15-C-NF				N-F		55.6×56.6×207.7
LB-CNH-75-15-C-TF				TNC-F		55.6×56.4×207.7
LB-CNH-75-15-C-7				7mm		55.6×65.3×207.7
LB-CNH-75-15-C-3.5F				3.5mm-F		55.6×55.6×207.7
LB-CNH-75-20-A	10.0-15.0	20	Linear	FBP120	Al	106×106×268.7
LB-CNH-75-20-C-SF				SMA-F		106×106×298.7
LB-CNH-75-20-C-NF				N-F		106×106×298.7
LB-CNH-75-20-C-TF				TNC-F		106×106×298.7
LB-CNH-75-20-C-7				7mm		106×106×298.7
LB-CNH-75-20-C-3.5F				3.5mm-F		106×106×298.7

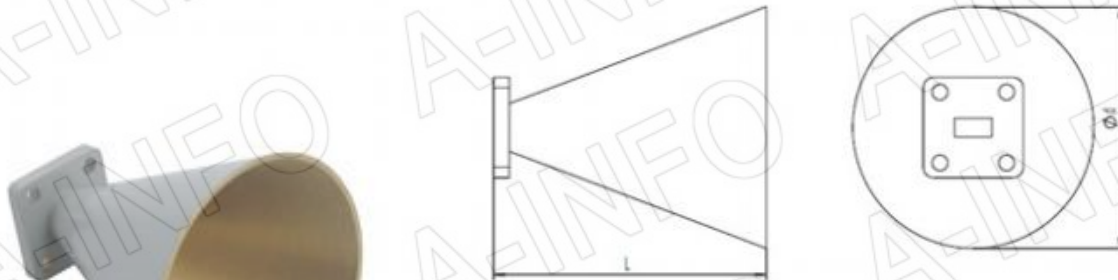
Model	Freq.(GHz)	Gain Typ(dBi)	Pol.	Flange	Mat.	Size (mm)
LB-CNH-75-25-A	10.0-15.0	25	Linear	FBP120	Al	198×198×555.7
LB-CNH-75-25-C-SF				SMA-F		198×198×585.7
LB-CNH-75-25-C-NF				N-F		198×198×585.7
LB-CNH-75-25-C-TF				TNC-F		198×198×585.7
LB-CNH-75-25-C-7				7mm		198×198×586.6
LB-CNH-75-25-C-3.5F				3.5mm-F		198×198×585.7
LB-CNH-62-15-A	12.4.0-18.0	15	Linear	FBP140	Al	47.8×47.8×138.43
LB-CNH-62-15-C-SF				SMA-F		47.8×47.8×165.4
LB-CNH-62-15-C-NF				N-F		47.8×51.8×165.4
LB-CNH-62-15-C-TF				TNC-F		47.8×51.7×165.4
LB-CNH-62-15-C-7				7mm		47.8×60.5×165.4
LB-CNH-62-15-C-3.5F				3.5mm-F		47.8×60.5×165.4
LB-CNH-62-20-A	12.4.0-18.0	20	Linear	FBP140	Al	92.5×92.5×234.95
LB-CNH-62-20-C-SF				SMA-F		92.5×92.5×262
LB-CNH-62-20-C-NF				N-F		92.5×92.5×262
LB-CNH-62-20-C-TF				TNC-F		92.5×92.5×262
LB-CNH-62-20-C-7				7mm		92.5×92.5×262
LB-CNH-62-20-C-3.5F				3.5mm-F		92.5×92.5×262
LB-CNH-62-25-A	12.4.0-18.0	25	Linear	FBP140	Al	178.8×178.8×500.4
LB-CNH-62-25-C-SF				SMA-F		178.8×178.8×500.4
LB-CNH-62-25-C-NF				N-F		178.8×178.8×500.4
LB-CNH-62-25-C-TF				TNC-F		178.8×178.8×500.4
LB-CNH-62-25-C-7				7mm		178.8×178.8×500.4
LB-CNH-62-25-C-3.5F				3.5mm-F		178.8×178.8×500.4
LB-CNH-51-15-A	15.0-22.0	15	Linear	FBP180	Al	39.1×39.1×124.5
LB-CNH-51-15-C-SF				SMA-F		39.1×39.1×151.5
LB-CNH-51-20-A	15.0-22.0	20	Linear	FBP180	Al	74.7×74.7×204.5
LB-CNH-51-20-C-SF				SMA-F		74.7×74.7×231.5
LB-CNH-51-25-A	15.0-22.0	25	Linear	FBP180	Al	145.8×145.8×421.6
LB-CNH-51-25-C-SF				SMA-F		145.8×145.8×448.6
LB-CNH-42-15-A	18.0-26.5	15	Linear	FBP220	Al	33.5×33.5×101.6
LB-CNH-42-15-C-SF				SMA-F		33.5×33.5×136.6
LB-CNH-42-15-C-KF				2.92mm (K)-F		33.5×33.5×136.6
LB-CNH-42-15-C-3.5F				3.5mm-F		33.5×33.5×136.6
LB-CNH-42-20-A	18.0-26.5	20	Linear	FBP220	Al	62×62×165.1
LB-CNH-42-20-C-SF				SMA-F		62×62×200.1
LB-CNH-42-20-C-KF				2.92mm (K)-F		62×62×200.1
LB-CNH-42-20-C-3.5F				3.5mm-F		62×62×200.1

Model	Freq.(GHz)	Gain Typ(dBi)	Pol.	Flange	Mat.	Size (mm)
LB-CNH-42-25-A	18.0-26.5	25	Linear	FBP220	Al	121.9×121.9×345.4
LB-CNH-42-25-C-SF				SMA-F		121.9×121.9×380.4
LB-CNH-42-25-C-KF				2.92mm (K)-F		121.9×121.9×380.4
LB-CNH-42-25-C-3.5F				3.5mm-F		121.9×121.9×380.4
LB-CNH-34-15-A	22.0-33.0	15	Linear	FBP260	Al	29×29×95.2
LB-CNH-34-15-C-KF				2.92mm (K)-F		29×31×119.2
LB-CNH-34-20-A	22.0-33.0	20	Linear	FBP260	Al	53.1×53.1×152.4
LB-CNH-34-20-C-KF				2.92mm (K)-F		53.1×53.1×176.4
LB-CNH-34-25-A	22.0-33.0	25	Linear	FBP260	Al	105.2×105.2×304.8
LB-CNH-34-25-C-KF				2.92mm (K)-F		105.2×105.2×328.8
LB-CNH-28-15-A	26.5-40.0	15	Linear	FBP320	Cu	28.6×28.6×87.8
LB-CNH-28-15-C-KF				2.92mm (K)-F		28.6×30.5×111.8
LB-CNH-28-15-C-2.4F				2.4mm-F		28.6×31.4×111.8
LB-CNH-28-20-A	26.5-40.0	20	Linear	FBP320	Al	47.5×47.5×121.9
LB-CNH-28-20-C-KF				2.92mm (K)-F		47.5×47.5×145.9
LB-CNH-28-20-C-2.4F				2.4mm-F		47.5×47.5×145.9
LB-CNH-28-25-A	26.5-40.0	25	Linear	FBP320	Al	79.5×79.5×226.1
LB-CNH-28-25-C-KF				2.92mm (K)-F		79.5×79.5×250.1
LB-CNH-28-25-C-2.4F				2.4mm-F		79.5×79.5×250.1
LB-CNH-22-15-A	33.0-50.0	15	Linear	FUGP400	Cu	28.6×28.6×63.5
LB-CNH-22-15-C-2.4F				2.4mm-F		28.6×31.4×87.5
LB-CNH-22-20-A	33.0-50.0	20	Linear	FUGP400	Cu	34×34×96.52
LB-CNH-22-20-C-2.4F				2.4mm-F		34×34.1×120.52
LB-CNH-22-25-A	33.0-50.0	25	Linear	FUGP400	Al	66×66×203.2
LB-CNH-22-25-C-2.4F				2.4mm-F		66×66×227.2
LB-CNH-19-15-A	40.0-60.0	15	Linear	FUGP500	Cu	28.6×28.6×63.5
LB-CNH-19-15-C-2.4F				2.4mm-F		28.6×31.9×88.5
LB-CNH-19-15-C-1.85F				1.85mm-F		28.6×31.3×89.5
LB-CNH-19-20-A	40.0-60.0	20	Linear	FUGP500	Cu	30.2×30.2×94
LB-CNH-19-20-C-2.4F	40.0-50.0			2.4mm-F		30.2×32.7×119
LB-CNH-19-20-C-1.85F	40.0-60.0			1.85mm-F		30.2×32.1×120
LB-CNH-19-25-A	40.0-60.0	25	Linear	FUGP620	Cu	58.4×58.4×185.4
LB-CNH-19-25-C-2.4F				2.4mm-F		58.4×58.4×210.4
LB-CNH-19-25-C-1.85F				1.85mm-F		58.4×58.4×211.4
LB-CNH-15-15-A	50.0-75.0	15	Linear	FUGP620	Cu	19.1×19.1×48.3
LB-CNH-15-15-C-1.85F				1.85mm-F		19.1×26.7×76.3
LB-CNH-15-15-C-1.0F				1.0mm-F		19.1×24.9×73.7

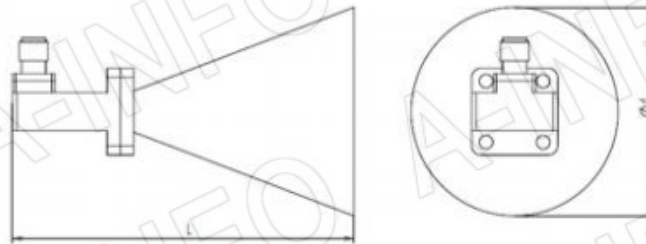
Model	Freq.(GHz)	Gain Typ(dBi)	Pol.	Flange	Mat.	Size (mm)
LB-CNH-15-20-A	50.0-75.0	20	Linear	FUGP620	Cu	23.6×23.6×73.7
LB-CNH-15-20-C-1.85F				1.85mm-F		23.6×29×101.7
LB-CNH-15-20-C-1.0F				1.0mm-F		23.6×27.2×99.1
LB-CNH-15-25-A	50.0-75.0	25	Linear	FUGP620	Cu	44.7×44.7×139.7
LB-CNH-15-25-C-1.85F				1.85mm-F		44.7×44.7×167.7
LB-CNH-15-25-C-1.0F				1.0mm-F		44.7×44.7×165.1
LB-CNH-12-15-A	60.0-90.0	15	Linear	FUGP740	Cu	19.1×19.1×45.72
LB-CNH-12-15-C-1.0F				1.0mm-F		19.1×25×71.1
LB-CNH-12-20-A	60.0-90.0	20	Linear	FUGP740	Cu	20.6×20.6×68.58
LB-CNH-12-20-C-1.0F				1.0mm-F		20.6×25.7×94
LB-CNH-12-25-A	60.0-90.0	25	Linear	FUGP740	Cu	38.9×38.9×128.27
LB-CNH-12-25-C-1.0F				1.0mm-F		38.9×38.9×153.67
LB-CNH-10-15-A	75.0-110.0	15	Linear	FUGP900	Cu	19.1×19.1×43.2
LB-CNH-10-15-C-1.0F				1.0mm-F		19.1×25×68.6
LB-CNH-10-20-A	75.0-110.0	20	Linear	FUGP900	Cu	19.1×19.1×58.4
LB-CNH-10-20-C-1.0F				1.0mm-F		19.1×25×83.8
LB-CNH-10-25-A	75.0-110.0	25	Linear	FUGP900	Cu	30.5×30.5×102.9
LB-CNH-10-25-C-1.0F				1.0mm-F		30.5×30.7×128.3
LB-CNH-8-15-A	90.0-140.0	15	Linear	UG-387/U-M	Cu	19.05×19.05×41.9
LB-CNH-8-20-A		20		UG-387/U-M		19.05×19.05×53.3
LB-CNH-8-25-A		25		UG-387/U-M		26.9×26.9×97.8
LB-CNH-6-15-A	110.0-170.0	15	Linear	UG-387/U-M	Cu	19.05×19.05×37.3
LB-CNH-6-20-A		20		UG-387/U-M		19.05×19.05×46.7
LB-CNH-6-25-A		25		UG-387/U-M		19.9×19.9×76.2
LB-CNH-5-15-A	140.0-220.0	15	Linear	UG-387/U-M	Cu	19.05×19.05×35.9
LB-CNH-5-20-A		20		UG-387/U-M		19.05×19.05×43.8
LB-CNH-5-25-A		25		UG-387/U-M		19.05×19.05×70.4
LB-CNH-4-15-A	170.0-260.0	15	Linear	UG-387/U-M	Cu	19.05×19.05×34.29
LB-CNH-4-20-A		20		UG-387/U-M		19.05×19.05×40.64
LB-CNH-4-25-A		25		UG-387/U-M		19.05×19.05×62.23

4. Conical Horn with Integrated Rectangular WG Transition - Linear Polarization

A Type, WG Output:



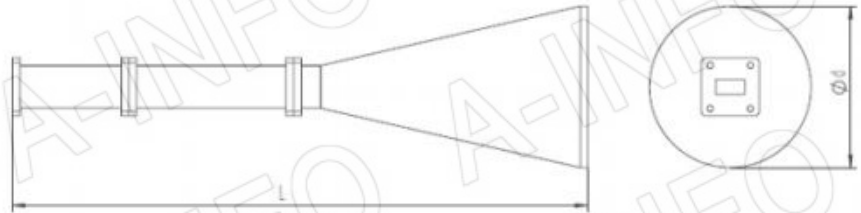
C Type, Coaxial Output:



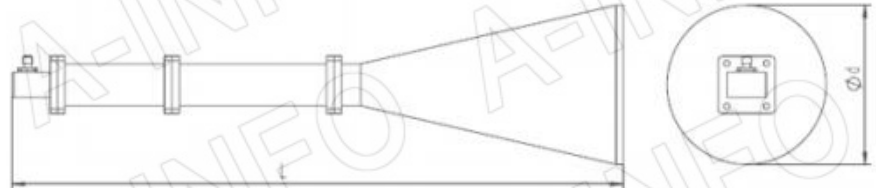
Model	Freq.(GHz)	Gain Typ(dBi)	Pol.	output	Mat.	Figure	Size (mm)
YLB-28-20-A	26.5-40.0	20	Linear	FBP320	Cu	A Type	46×46×52
YLB-28-20-C-KF				2.92mm(K)-F		C Type	46×46×76
YLB-28-20-C-2.4F				2.4mm-F		C Type	46×46×76
YLB-15-20-A	50.0-75.0	20	Linear	FUGP620	Cu	A Type	25×25×28
YLB-15-20-C-1.85F	50.0-65.0			1.85mm-F		C Type	25×29.6×56
YLB-15-20-C-1.0F	50.0-75.0			1.0mm-F		C Type	25×27.9×53.4

5. Conical Horn with Polarizer and Rectangular WG Transition - Circular Polarization

A Type, WG Output:



C Type, Coaxial Output:



Model	Freq.(GHz)	Gain Typ(dBi)	Pol.	output	Mat.	Figure	Size (mm)
LB-CNH-90-15-R16-A	8.9-11.7	15	RHCP	FBP100	Al	A Type	66×66×349
LB-CNH-90-15-R16-C-SF				SMA-F		C Type	66×66×387
LB-CNH-90-15-R16-C-NF				N-F		C Type	66×66×387
LB-CNH-90-15-R16-C-TF				TNC-F		C Type	66×66×387
LB-CNH-90-15-R16-C-7				7mm		C Type	66×70.8×387
LB-CNH-90-15-R16-C-3.5F				3.5mm-F		C Type	66×66×387
LB-CNH-90-15-L16-A	8.9-11.7	15	LHCP	FBP100	Al	A Type	66×66×349
LB-CNH-90-15-L16-C-SF				SMA-F		C Type	66×66×387
LB-CNH-90-15-L16-C-NF				N-F		C Type	66×66×387
LB-CNH-90-15-L16-C-TF				TNC-F		C Type	66×66×387
LB-CNH-90-15-L16-C-7				7mm		C Type	66×70.8×387
LB-CNH-90-15-L16-C-3.5F				3.5mm-F		C Type	66×66×387
LB-CNH-90-20-R16-A	8.9-11.7	20	RHCP	FBP100	Al	A Type	127×127×458
LB-CNH-90-20-R16-C-SF				SMA-F		C Type	127×127×496
LB-CNH-90-20-R16-C-NF				N-F		C Type	127×127×496
LB-CNH-90-20-R16-C-TF				TNC-F		C Type	127×127×496
LB-CNH-90-20-R16-C-7				7mm		C Type	127×127×496
LB-CNH-90-20-R16-C-3.5F				3.5mm-F		C Type	127×127×496
LB-CNH-90-20-L16-A	8.9-11.7	20	LHCP	FBP100	Al	A Type	127×127×458
LB-CNH-90-20-L16-C-SF				SMA-F		C Type	127×127×496
LB-CNH-90-20-L16-C-NF				N-F		C Type	127×127×496
LB-CNH-90-20-L16-C-TF				TNC-F		C Type	127×127×496
LB-CNH-90-20-L16-C-7				7mm		C Type	127×127×496
LB-CNH-90-20-L16-C-3.5F				3.5mm-F		C Type	127×127×496

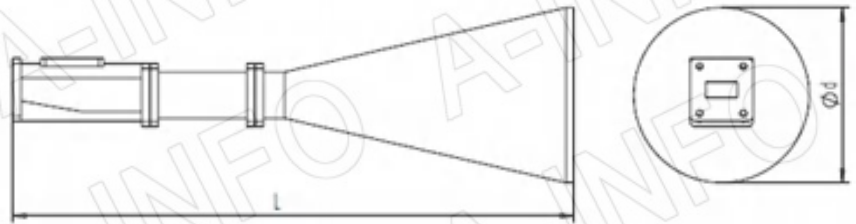
Model	Freq.(GHz)	Gain Typ(dBi)	Pol.	output	Mat.	Figure	Size (mm)
LB-CNH-90-25-R16-A	8.9-11.7	25	RHCP	FBP100	Al	A Type	242×242×792
LB-CNH-90-25-R16-C-SF				SMA-F		C Type	242×242×830
LB-CNH-90-25-R16-C-NF				N-F		C Type	242×242×830
LB-CNH-90-25-R16-C-TF				TNC-F		C Type	242×242×830
LB-CNH-90-25-R16-C-7				7mm		C Type	242×242×830
LB-CNH-90-25-R16-C-3.5F				3.5mm-F		C Type	242×242×830
LB-CNH-90-25-L16-A	8.9-11.7	25	LHCP	FBP100	Al	A Type	242×242×792
LB-CNH-90-25-L16-C-SF				SMA-F		C Type	242×242×830
LB-CNH-90-25-L16-C-NF				N-F		C Type	242×242×830
LB-CNH-90-25-L16-C-TF				TNC-F		C Type	242×242×830
LB-CNH-90-25-L16-C-7				7mm		C Type	242×242×830
LB-CNH-90-25-L16-C-3.5F				3.5mm-F		C Type	242×242×830
LB-CNH-75-15-R16-A	11.0-14.0	15	RHCP	FBP120	Al	A Type	55.6×55.6×285.7
LB-CNH-75-15-R16-C-SF				SMA-F		C Type	55.6×55.6×315.7
LB-CNH-75-15-R16-C-NF				N-F		C Type	56.6×56.6×315.7
LB-CNH-75-15-R16-C-TF				TNC-F		C Type	56.4×56.4×315.7
LB-CNH-75-15-R16-C-7				7mm		C Type	55.6×65.3×316.6
LB-CNH-75-15-R16-C-3.5F				3.5mm-F		C Type	55.6×55.6×315.7
LB-CNH-75-15-L16-A	11.0-14.0	15	LHCP	FBP120	Al	A Type	55.6×55.6×285.7
LB-CNH-75-15-L16-C-SF				SMA-F		C Type	55.6×55.6×315.7
LB-CNH-75-15-L16-C-NF				N-F		C Type	56.6×56.6×315.7
LB-CNH-75-15-L16-C-TF				TNC-F		C Type	56.4×56.4×315.7
LB-CNH-75-15-L16-C-7				7mm		C Type	55.6×65.3×316.6
LB-CNH-75-15-L16-C-3.5F				3.5mm-F		C Type	55.6×55.6×315.7
LB-CNH-75-20-R16-A	11.0-14.0	20	RHCP	FBP120	Al	A Type	106×106×376.7
LB-CNH-75-20-R16-C-SF				SMA-F		C Type	106×106×406.7
LB-CNH-75-20-R16-C-NF				N-F		C Type	106×106×406.7
LB-CNH-75-20-R16-C-TF				TNC-F		C Type	106×106×406.7
LB-CNH-75-20-R16-C-7				7mm		C Type	106×106×407.6
LB-CNH-75-20-R16-C-3.5F				3.5mm-F		C Type	106×106×406.7
LB-CNH-75-20-L16-A	11.0-14.0	20	LHCP	FBP120	Al	A Type	106×106×376.7
LB-CNH-75-20-L16-C-SF				SMA-F		C Type	106×106×406.7
LB-CNH-75-20-L16-C-NF				N-F		C Type	106×106×406.7
LB-CNH-75-20-L16-C-TF				TNC-F		C Type	106×106×406.7
LB-CNH-75-20-L16-C-7				7mm		C Type	106×106×407.6
LB-CNH-75-20-L16-C-3.5F				3.5mm-F		C Type	106×106×406.7

Model	Freq.(GHz)	Gain Typ(dBi)	Pol.	output	Mat.	Figure	Size (mm)
LB-CNH-75-25-R16-A	11.0-14.0	25	RHCP	FBP120	Al	A Type	198×198×663.7
LB-CNH-75-25-R16-C-SF				SMA-F		C Type	198×198×693.7
LB-CNH-75-25-R16-C-NF				N-F		C Type	198×198×693.7
LB-CNH-75-25-R16-C-TF				TNC-F		C Type	198×198×693.7
LB-CNH-75-25-R16-C-7				7mm		C Type	198×198×694.6
LB-CNH-75-25-R16-C-3.5F				3.5mm-F		C Type	198×198×693.7
LB-CNH-75-25-L16-A	11.0-14.0	25	LHCP	FBP120	Al	A Type	198×198×663.7
LB-CNH-75-25-L16-C-SF				SMA-F		C Type	198×198×693.7
LB-CNH-75-25-L16-C-NF				N-F		C Type	198×198×693.7
LB-CNH-75-25-L16-C-TF				TNC-F		C Type	198×198×693.7
LB-CNH-75-25-L16-C-7				7mm		C Type	198×198×694.6
LB-CNH-75-25-L16-C-3.5F				3.5mm-F		C Type	198×198×693.7
LB-CNH-22-15-R16a-A	36.0-43.0	15	RHCP	FUGP400	Cu	A Type	28.6×28.6×99.1
LB-CNH-22-15-R16a-C-2.4F				2.4mm-F		C Type	28.6×31.4×123.1
LB-CNH-22-15-L16a-A	36.0-43.0	15	LHCP	FUGP400	Cu	A Type	28.6×28.6×99.1
LB-CNH-22-15-L16a-C-2.4F				2.4mm-F		C Type	28.6×31.4×123.1
LB-CNH-22-20-R16a-A	36.0-43.0	20	RHCP	FUGP400	Cu	A Type	34×34×132.12
LB-CNH-22-20-R16a-C-2.4F				2.4mm-F		C Type	34×34×156.12
LB-CNH-22-20-L16a-A	36.0-43.0	20	LHCP	FUGP400	Cu	A Type	34×34×132.12
LB-CNH-22-20-L16a-C-2.4F				2.4mm-F		C Type	34×34×156.12
LB-CNH-22-25-R16a-A	36.0-43.0	25	RHCP	FUGP400	Al	A Type	66×66×238.8
LB-CNH-22-25-R16a-C-2.4F				2.4mm-F		C Type	66×66×262.8
LB-CNH-22-25-L16a-A	36.0-43.0	25	LHCP	FUGP400	Al	A Type	66×66×238.8
LB-CNH-22-25-L16a-C-2.4F				2.4mm-F		C Type	66×66×262.8
LB-CNH-12WC13-15-R16-A	64.0-86.0	15	RHCP	FUGP740	Cu	A Type	19.1×19.1×71.1
LB-CNH-12WC13-15-R16-C-1.0F				1.0mm-F		C Type	19.1×20.8×96.5
LB-CNH-12WC13-15-L16-A	64.0-86.0	15	LHCP	FUGP740	Cu	A Type	19.1×19.1×71.1
LB-CNH-12WC13-15-L16-C-1.0F				1.0mm-F		C Type	19.1×20.8×96.5
LB-CNH-12WC13-20-R16-A	64.0-86.0	20	RHCP	FUGP740	Cu	A Type	19.1×19.1×88.9
LB-CNH-12WC13-20-R16-C-1.0F				1.0mm-F		C Type	19.1×24.9×114.3
LB-CNH-12WC13-20-L16-A	64.0-86.0	20	LHCP	FUGP740	Cu	A Type	19.1×19.1×88.9
LB-CNH-12WC13-20-L16-C-1.0F				1.0mm-F		C Type	19.1×24.9×114.3
LB-CNH-12WC13-25-R16-A	64.0-86.0	25	RHCP	FUGP740	Cu	A Type	34×34×142.2
LB-CNH-12WC13-25-R16-C-1.0F				1.0mm-F		C Type	34×34×167.6
LB-CNH-12WC13-25-L16-A	64.0-86.0	25	LHCP	FUGP740	Cu	A Type	34×34×142.2
LB-CNH-12WC13-25-L16-C-1.0F				1.0mm-F		C Type	34×34×167.6

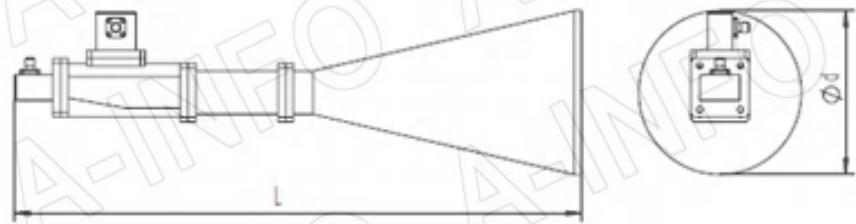
Model	Freq.(GHz)	Gain Typ(dBi)	Pol.	output	Mat.	Figure	Size (mm)
LB-CNH-10-15-R06-A	75.0-99.0	15	RHCP	FUGP900	Cu	A Type	19.1×19.1×71.1
LB-CNH-10-15-R06-C-1.0F				1.0mm-F		C Type	19.1×25×96.5
LB-CNH-10-15-L06-A	75.0-99.0	15	LHCP	FUGP900	Cu	A Type	19.1×19.1×71.1
LB-CNH-10-15-L06-C-1.0F				1.0mm-F		C Type	19.1×25×96.5
LB-CNH-10-20-R06-A	75.0-99.0	20	RHCP	FUGP900	Cu	A Type	19.1×19.1×86.4
LB-CNH-10-20-R06-C-1.0F				1.0mm-F		C Type	19.1×19.1×111.8
LB-CNH-10-20-L06-A	75.0-99.0	20	LHCP	FUGP900	Cu	A Type	19.1×19.1×86.4
LB-CNH-10-20-L06-C-1.0F				1.0mm-F		C Type	19.1×19.1×111.8
LB-CNH-10-25-R06-A	75.0-99.0	25	RHCP	FUGP900	Cu	A Type	30.5×30.5×130.8
LB-CNH-10-25-R06-C-1.0F				1.0mm-F		C Type	30.5×30.7×156.2
LB-CNH-10-25-L06-A	75.0-99.0	25	LHCP	FUGP900	Cu	A Type	30.5×30.5×130.8
LB-CNH-10-25-L06-C-1.0F				1.0mm-F		C Type	30.5×30.7×156.2
LB-CNH-10-15-R06a-A	74.0-86.0	15	RHCP	FUGP900	Cu	A Type	19.1×19.1×71.1
LB-CNH-10-15-R06a-C-1.0F				1.0mm-F		C Type	19.1×25×96.5
LB-CNH-10-15-L06a-A	74.0-86.0	15	LHCP	FUGP900	Cu	A Type	19.1×19.1×71.1
LB-CNH-10-15-L06a-C-1.0F				1.0mm-F		C Type	19.1×25×96.5
LB-CNH-10-20-R06a-A	74.0-86.0	20	RHCP	FUGP900	Cu	A Type	19.1×19.1×86.4
LB-CNH-10-20-R06a-C-1.0F				1.0mm-F		C Type	19.1×19.1×111.8
LB-CNH-10-20-L06a-A	74.0-86.0	20	LHCP	FUGP900	Cu	A Type	19.1×19.1×86.4
LB-CNH-10-20-L06a-C-1.0F				1.0mm-F		C Type	19.1×19.1×111.8
LB-CNH-10-25-R06a-A	74.0-86.0	25	RHCP	FUGP900	Cu	A Type	30.5×30.5×130.8
LB-CNH-10-25-R06a-C-1.0F				1.0mm-F		C Type	30.5×30.7×156.2
LB-CNH-10-25-L06a-A	74.0-86.0	25	LHCP	FUGP900	Cu	A Type	30.5×30.5×130.8
LB-CNH-10-25-L06a-C-1.0F				1.0mm-F		C Type	30.5×30.7×156.2

6. Conical Horn with Ortho-Mode Transducer (OMT) - Dual Linear Polarization

A Type, WG Output:



C Type, Coaxial Output:



Model	Freq.(GHz)	Gain Typ(dBi)	Pol.	output	Mat.	Size (mm)
LB-CNH-137-10-T02-A	5.85-8.2	10	Dual Linear	FDP70	Al	79.5×94×236.2
LB-CNH-137-10-T02-C-NF				N-F		121.9×94×284.2
LB-CNH-137-10-T02-C-SF				SMA-F		121.9×94×284.2
LB-CNH-137-10-T02-C-TF				TNC-F		121.9×94×284.2
LB-CNH-137-10-T02-C-7				7mm		121.9×94×284.2
LB-CNH-137-10-T02-C-3.5F				3.5mm-F		121.9×94×284.2
LB-CNH-137-15-T02-A	5.85-8.2	15	Dual Linear	FDP70	Al	101.3×101.3×375.9
LB-CNH-137-15-T02-C-NF				N-F		132.8×101.3×423.9
LB-CNH-137-15-T02-C-SF				SMA-F		132.8×101.3×423.9
LB-CNH-137-15-T02-C-TF				TNC-F		132.8×101.3×423.9
LB-CNH-137-15-T02-C-7				7mm		132.8×101.3×423.9
LB-CNH-137-15-T02-C-3.5F				3.5mm-F		132.8×101.3×423.9
LB-CNH-137-20-T02-A	5.85-8.2	20	Dual Linear	FDP70	Al	193×193×520.7
LB-CNH-137-20-T02-C-NF				N-F		193×193×568.7
LB-CNH-137-20-T02-C-SF				SMA-F		193×193×568.7
LB-CNH-137-20-T02-C-TF				TNC-F		193×193×568.7
LB-CNH-137-20-T02-C-7				7mm		193×193×568.7
LB-CNH-137-20-T02-C-3.5F				3.5mm-F		193×193×568.7
LB-CNH-112-15-T02-A	7.05-10.0	15	Dual Linear	FBP84	Al	83.3×91.4×265.4
LB-CNH-112-15-T02-C-NF				N-F		105.9×91.4×306.4
LB-CNH-112-15-T02-C-SF				SMA-F		105.9×91.4×306.4
LB-CNH-112-15-T02-C-TF				TNC-F		105.9×91.4×306.4
LB-CNH-112-15-T02-C-7				7mm		105.9×91.4×306.4
LB-CNH-112-15-T02-C-3.5F				3.5mm-F		105.9×91.4×306.4

Model	Freq.(GHz)	Gain Typ(dBi)	Pol.	output	Mat.	Size (mm)
LB-CNH-112-20-T02-A	7.05-10.0	20	Dual Linear	FBP84	Al	154.4×154.4×420.4
LB-CNH-112-20-T02-C-NF				N-F		154.4×154.4×460.4
LB-CNH-112-20-T02-C-SF				SMA-F		154.4×154.4×460.4
LB-CNH-112-20-T02-C-TF				TNC-F		154.4×154.4×460.4
LB-CNH-112-20-T02-C-7				7mm		154.4×154.4×460.4
LB-CNH-112-20-T02-C-3.5F				3.5mm-F		154.4×154.4×460.4
LB-CNH-90-15-T02-A	8.2-12.4	15	Dual Linear	FBP100	Al	66×88.9×293.5
LB-CNH-90-15-T02-C-SF				SMA-F		91.7×88.9×331.5
LB-CNH-90-15-T02-C-NF				N-F		91.7×88.9×331.5
LB-CNH-90-15-T02-C-TF				TNC-F		91.7×88.9×331.5
LB-CNH-90-15-T02-C-7				7mm		91.7×88.9×331.5
LB-CNH-90-15-T02-C-3.5F				3.5mm-F		91.7×88.9×331.5
LB-CNH-90-20-T02-A	8.2-12.4	20	Dual Linear	FBP100	Al	127×127×402.5
LB-CNH-90-20-T02-C-SF				SMA-F		127×127×440.5
LB-CNH-90-20-T02-C-NF				N-F		127×127×440.5
LB-CNH-90-20-T02-C-TF				TNC-F		127×127×440.5
LB-CNH-90-20-T02-C-7				7mm		127×127×440.5
LB-CNH-90-20-T02-C-3.5F				3.5mm-F		127×127×440.5
LB-CNH-90-25-T02-A	8.2-12.4	25	Dual Linear	FBP100	Al	242×242×736.5
LB-CNH-90-25-T02-C-SF				SMA-F		242×242×774.5
LB-CNH-90-25-T02-C-NF				N-F		242×242×774.5
LB-CNH-90-25-T02-C-TF				TNC-F		242×242×774.5
LB-CNH-90-25-T02-C-7				7mm		242×242×774.5
LB-CNH-90-25-T02-C-3.5F				3.5mm-F		242×242×774.5
LB-CNH-90-15-T06-A	8.2-10.8	15	Dual Linear	FBP100	Al	66×66×261.7
LB-CNH-90-15-T06-C-SF				SMA-F		66×96.3×299.7
LB-CNH-90-15-T06-C-NF				N-F		66×96.3×299.7
LB-CNH-90-15-T06-C-TF				TNC-F		66×96.3×299.7
LB-CNH-90-15-T06-C-7				7mm		70.8×96.3×299.7
LB-CNH-90-15-T06-C-3.5F				3.5mm-F		66×96.3×299.7
LB-CNH-90-20-T06-A	8.2-10.8	20	Dual Linear	FBP100	Al	127×127×370.7
LB-CNH-90-20-T06-C-SF				SMA-F		127×127×408.7
LB-CNH-90-20-T06-C-NF				N-F		127×127×408.7
LB-CNH-90-20-T06-C-TF				TNC-F		127×127×408.7
LB-CNH-90-20-T06-C-7				7mm		127×127×408.7
LB-CNH-90-20-T06-C-3.5F				3.5mm-F		127×127×408.7

Model	Freq.(GHz)	Gain Typ(dBi)	Pol.	output	Mat.	Size (mm)
LB-CNH-90-25-T06-A	8.2-10.8	25	Dual Linear	FBP100	Al	242×242×704.7
LB-CNH-90-25-T06-C-SF				SMA-F		242×242×742.7
LB-CNH-90-25-T06-C-NF				N-F		242×242×742.7
LB-CNH-90-25-T06-C-TF				TNC-F		242×242×742.7
LB-CNH-90-25-T06-C-7				7mm		242×242×742.7
LB-CNH-90-25-T06-C-3.5F				3.5mm-F		242×242×742.7
LB-CNH-90-15-T16-A	8.9-11.7	15	Dual Linear	FBP100	Al	66×66×261.7
LB-CNH-90-15-T16-C-SF				SMA-F		66×95.6×299.7
LB-CNH-90-15-T16-C-NF				N-F		66×95.6×299.7
LB-CNH-90-15-T16-C-TF				TNC-F		66×95.6×299.7
LB-CNH-90-15-T16-C-7				7mm		70.8×95.6×299.7
LB-CNH-90-15-T16-C-3.5F				3.5mm-F		66×95.6×299.7
LB-CNH-90-20-T16-A	8.9-11.7	20	Dual Linear	FBP100	Al	127×127×370.7
LB-CNH-90-20-T16-C-SF				SMA-F		127×127×408.7
LB-CNH-90-20-T16-C-NF				N-F		127×127×408.7
LB-CNH-90-20-T16-C-TF				TNC-F		127×127×408.7
LB-CNH-90-20-T16-C-7				7mm		127×127×408.7
LB-CNH-90-20-T16-C-3.5F				3.5mm-F		127×127×408.7
LB-CNH-90-25-T16-A	8.9-11.7	25	Dual Linear	FBP100	Al	242×242×704.7
LB-CNH-90-25-T16-C-SF				SMA-F		242×242×742.7
LB-CNH-90-25-T16-C-NF				N-F		242×242×742.7
LB-CNH-90-25-T16-C-TF				TNC-F		242×242×742.7
LB-CNH-90-25-T16-C-7				7mm		242×242×742.7
LB-CNH-90-25-T16-C-3.5F				3.5mm-F		242×242×742.7
LB-CNH-90-15-T26-A	9.3-12.4	15	Dual Linear	FBP100	Al	66×66×261.7
LB-CNH-90-15-T26-C-SF				SMA-F		66×95.1×299.7
LB-CNH-90-15-T26-C-NF				N-F		66×95.1×299.7
LB-CNH-90-15-T26-C-TF				TNC-F		66×95.1×299.7
LB-CNH-90-15-T26-C-7				7mm		70.8×95.1×299.7
LB-CNH-90-15-T26-C-3.5F				3.5mm-F		66×95.1×299.7
LB-CNH-90-20-T26-A	9.3-12.4	20	Dual Linear	FBP100	Al	127×127×370.7
LB-CNH-90-20-T26-C-SF				SMA-F		127×127×408.7
LB-CNH-90-20-T26-C-NF				N-F		127×127×408.7
LB-CNH-90-20-T26-C-TF				TNC-F		127×127×408.7
LB-CNH-90-20-T26-C-7				7mm		127×127×408.7
LB-CNH-90-20-T26-C-3.5F				3.5mm-F		127×127×408.7

Model	Freq.(GHz)	Gain Typ(dBi)	Pol.	output	Mat.	Size (mm)
LB-CNH-90-25-T26-A	9.3-12.4	25	Dual Linear	FBP100	Al	242×242×704.7
LB-CNH-90-25-T26-C-SF				SMA-F		242×242×742.7
LB-CNH-90-25-T26-C-NF				N-F		242×242×742.7
LB-CNH-90-25-T26-C-TF				TNC-F		242×242×742.7
LB-CNH-90-25-T26-C-7				7mm		242×242×742.7
LB-CNH-90-25-T26-C-3.5F				3.5mm-F		242×242×742.7
LB-CNH-75-15-T02-A	10.0-15.0	15	Dual Linear	FBP120	Al	55.6×76.2×266.6
LB-CNH-75-15-T02-C-SF				SMA-F		76.8×76.2×296.6
LB-CNH-75-15-T02-C-NF				N-F		76.8×76.2×296.6
LB-CNH-75-15-T02-C-TF				TNC-F		76.8×76.2×296.6
LB-CNH-75-15-T02-C-7				7mm		77.7×76.2×297.5
LB-CNH-75-15-T02-C-3.5F				3.5mm-F		76.8×76.2×296.6
LB-CNH-75-20-T02-A	10.0-15.0	20	Dual Linear	FBP120	Al	106×106×357.6
LB-CNH-75-20-T02-C-SF				SMA-F		106×106×387.6
LB-CNH-75-20-T02-C-NF				N-F		106×106×387.6
LB-CNH-75-20-T02-C-TF				TNC-F		106×106×387.6
LB-CNH-75-20-T02-C-7				7mm		106×106×387.6
LB-CNH-75-20-T02-C-3.5F				3.5mm-F		106×106×387.6
LB-CNH-75-25-T02-A	10.0-15.0	25	Dual Linear	FBP120	Al	198×198×644.6
LB-CNH-75-25-T02-C-SF				SMA-F		198×198×674.6
LB-CNH-75-25-T02-C-NF				N-F		198×198×674.6
LB-CNH-75-25-T02-C-TF				TNC-F		198×198×674.6
LB-CNH-75-25-T02-C-7				7mm		198×198×674.6
LB-CNH-75-25-T02-C-3.5F				3.5mm-F		198×198×674.6
LB-CNH-75-15-T06-A	10.0-13.0	15	Dual Linear	FBP120	Al	55.6×55.6×248
LB-CNH-75-15-T06-C-SF				SMA-F		55.6×80×278
LB-CNH-75-15-T06-C-NF				N-F		56.6×80×278
LB-CNH-75-15-T06-C-TF				TNC-F		56.4×80×278
LB-CNH-75-15-T06-C-7				7mm		65.3×80.9×278.9
LB-CNH-75-15-T06-C-3.5F				3.5mm-F		55.6×80×278
LB-CNH-75-20-T06-A	10.0-13.0	20	Dual Linear	FBP120	Al	106×106×339
LB-CNH-75-20-T06-C-SF				SMA-F		106×106×369
LB-CNH-75-20-T06-C-NF				N-F		106×106×369
LB-CNH-75-20-T06-C-TF				TNC-F		106×106×369
LB-CNH-75-20-T06-C-7				7mm		106×106.1×369.9
LB-CNH-75-20-T06-C-3.5F				3.5mm-F		106×106×369

Model	Freq.(GHz)	Gain Typ(dBi)	Pol.	output	Mat.	Size (mm)
LB-CNH-75-25-T06-A	10.0-13.0	25	Dual Linear	FBP120	Al	198×198×626
LB-CNH-75-25-T06-C-SF				SMA-F		198×198×656
LB-CNH-75-25-T06-C-NF				N-F		198×198×656
LB-CNH-75-25-T06-C-TF				TNC-F		198×198×656
LB-CNH-75-25-T06-C-7				7mm		198×198×656
LB-CNH-75-25-T06-C-3.5F				3.5mm-F		198×198×656
LB-CNH-75-15-T16-A	11.0-14.0	15	Dual Linear	FBP120	Al	55.6×55.6×248
LB-CNH-75-15-T16-C-SF				SMA-F		55.6×79.5×278
LB-CNH-75-15-T16-C-NF				N-F		56.6×79.5×278
LB-CNH-75-15-T16-C-TF				TNC-F		56.6×79.5×278
LB-CNH-75-15-T16-C-7				7mm		65.3×80.4×278.9
LB-CNH-75-15-T16-C-3.5F				3.5mm-F		55.6×79.5×278
LB-CNH-75-20-T16-A	11.0-14.0	20	Dual Linear	FBP120	Al	106×106×339
LB-CNH-75-20-T16-C-SF				SMA-F		106×106×369
LB-CNH-75-20-T16-C-NF				N-F		106×106×369
LB-CNH-75-20-T16-C-TF				TNC-F		106×106×369
LB-CNH-75-20-T16-C-7				7mm		106×106×369.9
LB-CNH-75-20-T16-C-3.5F				3.5mm-F		106×106×369
LB-CNH-75-25-T16-A	11.0-14.0	25	Dual Linear	FBP120	Al	198×198×626
LB-CNH-75-25-T16-C-SF				SMA-F		198×198×656
LB-CNH-75-25-T16-C-NF				N-F		198×198×656
LB-CNH-75-25-T16-C-TF				TNC-F		198×198×656
LB-CNH-75-25-T16-C-7				7mm		198×198×656
LB-CNH-75-25-T16-C-3.5F				3.5mm-F		198×198×656
LB-CNH-75-15-T26-A	12.0-15.0	15	Dual Linear	FBP120	Al	55.6×55.6×248
LB-CNH-75-15-T26-C-SF				SMA-F		55.6×78.9×278
LB-CNH-75-15-T26-C-NF				N-F		56.6×78.9×278
LB-CNH-75-15-T26-C-TF				TNC-F		56.4×78.9×278
LB-CNH-75-15-T26-C-7				7mm		65.3×79.8×278.9
LB-CNH-75-15-T26-C-3.5F				3.5mm-F		55.6×78.9×278
LB-CNH-75-20-T26-A	12.0-15.0	20	Dual Linear	FBP120	Al	106×106×339
LB-CNH-75-20-T26-C-SF				SMA-F		106×106×369
LB-CNH-75-20-T26-C-NF				N-F		106×106×369
LB-CNH-75-20-T26-C-TF				TNC-F		106×106×369
LB-CNH-75-20-T26-C-7				7mm		106×106×369.9
LB-CNH-75-20-T26-C-3.5F				3.5mm-F		106×106×369

Model	Freq.(GHz)	Gain Typ(dBi)	Pol.	output	Mat.	Size (mm)
LB-CNH-75-25-T26-A	12.0-15.0	25	Dual Linear	FBP120	Al	198×198×626
LB-CNH-75-25-T26-C-SF				SMA-F		198×198×656
LB-CNH-75-25-T26-C-NF				N-F		198×198×656
LB-CNH-75-25-T26-C-TF				TNC-F		198×198×656
LB-CNH-75-25-T26-C-7				7mm		198×198×656
LB-CNH-75-25-T26-C-3.5F				3.5mm-F		198×198×656
LB-CNH-62-15-T02-A	12.4-18.0	15	Dual Linear	FBP140	Al	47.8×52.1×189.2
LB-CNH-62-15-T02-C-SF				SMA-F		67.5×52.1×216.2
LB-CNH-62-15-T02-C-NF				N-F		67.5×52.1×216.2
LB-CNH-62-15-T02-C-TF				TNC-F		67.5×52.1×216.2
LB-CNH-62-15-T02-C-7				7mm		67.5×52.1×216.2
LB-CNH-62-15-T02-C-3.5F				3.5mm-F		67.5×52.1×216.2
LB-CNH-62-20-T02-A	12.4-18.0	20	Dual Linear	FBP140	Al	92.5×92.5×285.8
LB-CNH-62-20-T02-C-SF				SMA-F		92.5×92.5×312.8
LB-CNH-62-20-T02-C-NF				N-F		92.5×92.5×312.8
LB-CNH-62-20-T02-C-TF				TNC-F		92.5×92.5×312.8
LB-CNH-62-20-T02-C-7				7mm		92.5×92.5×312.8
LB-CNH-62-20-T02-C-3.5F				3.5mm-F		92.5×92.5×312.8
LB-CNH-62-25-T02-A	12.4-18.0	25	Dual Linear	FBP140	Al	178.8×178.8×551.2
LB-CNH-62-25-T02-C-SF				SMA-F		178.8×178.8×578.2
LB-CNH-62-25-T02-C-NF				N-F		178.8×178.8×578.2
LB-CNH-62-25-T02-C-TF				TNC-F		178.8×178.8×578.2
LB-CNH-62-25-T02-C-7				7mm		178.8×178.8×578.2
LB-CNH-62-25-T02-C-3.5F				3.5mm-F		178.8×178.8×578.2
LB-CNH-51-15-T02-A	15.0-22.0	15	Dual Linear	FBP180	Al	39.1×41.9×158.6
LB-CNH-51-15-T02-C-SF				SMA-F		61.7×41.9×185.6
LB-CNH-51-20-T02-A	15.0-22.0	20	Dual Linear	FBP180	Al	74.7×74.7×238.6
LB-CNH-51-20-T02-C-SF				SMA-F		79.4×74.7×265.6
LB-CNH-51-25-T02-A	15.0-22.0	25	Dual Linear	FBP180	Al	145.8×145.8×445.8
LB-CNH-51-25-T02-C-SF				SMA-F		145.8×145.8×482.8
LB-CNH-42-15-T02-A	18.0-26.5	15	Dual Linear	FBP220	Al	33.5×41.9×114.3
LB-CNH-42-15-T02-C-SF				SMA-F		62.9×41.9×149.3
LB-CNH-42-15-T02-C-KF				2.92mm (K)-F		62.9×41.9×149.3
LB-CNH-42-15-T02-C-3.5F				3.5mm-F		62.9×41.9×149.3


Model	Freq.(GHz)	Gain Typ(dBi)	Pol.	output	Mat.	Size (mm)
LB-CNH-42-20-T02-A	18.0-26.5	20	Dual Linear	FBP220	Al	62×62×177.8
LB-CNH-42-20-T02-C-SF				SMA-F		77.2×62×212.8
LB-CNH-42-20-T02-C-KF				2.92mm(K)-F		77.2×62×212.8
LB-CNH-42-20-T02-C-3.5F				3.5mm-F		77.2×62×212.8
LB-CNH-42-25-T02-A	18.0-26.5	25	Dual Linear	FBP220	Al	121.9×121.9×358.1
LB-CNH-42-25-T02-C-SF				SMA-F		121.9×121.9×393.1
LB-CNH-42-25-T02-C-KF				2.92mm(K)-F		121.9×121.9×393.1
LB-CNH-42-25-T02-C-3.5F				3.5mm-F		121.9×121.9×393.1
LB-CNH-34-15-T02-A	22.0-33.0	15	Dual Linear	FBP260	Al	29×38.1×108
LB-CNH-34-15-T02-C-KF				2.92mm(K)-F		49.7×38.1×132
LB-CNH-34-20-T02-A	22.0-33.0	20	Dual Linear	FBP260	Al	53.1×53.1×165.1
LB-CNH-34-20-T02-C-KF				2.92mm(K)-F		61.7×53.1×189.1
LB-CNH-34-25-T02-A	22.0-33.0	25	Dual Linear	FBP260	Al	105.2×105.2×317.5
LB-CNH-34-25-T02-C-KF				2.92mm(K)-F		105.2×105.2×341.5
LB-CNH-34-15-T06-A	22.0-29.0	15	Dual Linear	FBP260	Al	29×29×114.3
LB-CNH-34-15-T06-C-KF				2.92mm(K)-F		31×52.8×138.3
LB-CNH-34-20-T06-A	22.0-29.0	20	Dual Linear	FBP260	Al	53.1×53.1×171.5
LB-CNH-34-20-T06-C-KF				2.92mm(K)-F		53.1×64.8×195.5
LB-CNH-34-25-T06-A	22.0-29.0	25	Dual Linear	FBP260	Al	105.2×105.2×323.9
LB-CNH-34-25-T06-C-KF				2.92mm(K)-F		105.2×105.2×347.9
LB-CNH-34-15-T16-A	23.8-31.2	15	Dual Linear	FBP260	Al	29×29×114.3
LB-CNH-34-15-T16-C-KF				2.92mm(K)-F		31×52.8×138.3
LB-CNH-34-20-T16-A	23.8-31.2	20	Dual Linear	FBP260	Al	53.1×53.1×171.5
LB-CNH-34-20-T16-C-KF				2.92mm(K)-F		53.1×64.8×195.5
LB-CNH-34-25-T16-A	23.8-31.2	25	Dual Linear	FBP260	Al	105.2×105.2×323.9
LB-CNH-34-25-T16-C-KF				2.92mm(K)-F		105.2×105.2×347.9
LB-CNH-34-15-T26-A	25.0-33.0	15	Dual Linear	FBP260	Al	29×29×114.3
LB-CNH-34-15-T26-C-KF				2.92mm(K)-F		31×52.8×138.3
LB-CNH-34-20-T26-A	25.0-33.0	20	Dual Linear	FBP260	Al	53.1×53.1×171.5
LB-CNH-34-20-T26-C-KF				2.92mm(K)-F		53.1×64.8×195.5
LB-CNH-34-25-T26-A	25.0-33.0	25	Dual Linear	FBP260	Al	105.2×105.2×323.9
LB-CNH-34-25-T26-C-KF				2.92mm(K)-F		105.2×105.2×347.9
LB-CNH-28-15-T02-A	26.5-40.0	15	Dual Linear	FBP320	Cu	28.6×38.1×104.3
LB-CNH-28-15-T02-C-KF				2.92mm(K)-F		52.6×38.1×128.3
LB-CNH-28-15-T02-C-2.4F				2.4mm-F		52.6×38.1×128.3

Model	Freq.(GHz)	Gain Typ(dBi)	Pol.	output	Mat.	Size (mm)
LB-CNH-28-20-T02-A	26.5-40.0	20	Dual Linear	FBP320	Al	47.5×47.5×144.8
LB-CNH-28-20-T02-C-KF				2.92mm(K)-F		47.5×62.1×168.8
LB-CNH-28-20-T02-C-2.4F				2.4mm-F		47.5×62.1×168.8
LB-CNH-28-25-T02-A	26.5-40.0	25	Dual Linear	FBP320	Al	79.5×79.5×249
LB-CNH-28-25-T02-C-KF				2.92mm(K)-F		79.5×79.5×273
LB-CNH-28-25-T02-C-2.4F				2.4mm-F		79.5×79.5×273
LB-CNH-28-15-T06-A	30.0-40.0	15	Dual Linear	FBP320	Cu	28.6×28.6×106.8
LB-CNH-28-15-T06-C-KF				2.92mm(K)-F		30.5×52.6×130.8
LB-CNH-28-15-T06-C-2.4F				2.4mm-F		31.4×52.6×130.8
LB-CNH-28-20-T06-A	30.0-40.0	20	Dual Linear	FBP320	Al	47.5×47.5×140.9
LB-CNH-28-20-T06-C-KF				2.92mm(K)-F		47.5×62.1×164.9
LB-CNH-28-20-T06-C-2.4F				2.4mm-F		47.5×62.1×164.9
LB-CNH-28-25-T06-A	30.0-40.0	25	Dual Linear	FBP320	Al	79.5×79.5×245.05
LB-CNH-28-25-T06-C-KF				2.92mm(K)-F		79.5×79.5×269.1
LB-CNH-28-25-T06-C-2.4F				2.4mm-F		79.5×79.5×269.1
LB-CNH-28-15-T16-A	28.5-38.0	15	Dual Linear	FBP320	Cu	28.6×28.6×106.8
LB-CNH-28-15-T16-C-KF				2.92mm(K)-F		30.5×52.6×130.8
LB-CNH-28-15-T16-C-2.4F				2.4mm-F		31.4×52.6×130.8
LB-CNH-28-20-T16-A	28.5-38.0	20	Dual Linear	FBP320	Al	47.5×47.5×140.9
LB-CNH-28-20-T16-C-KF				2.92mm(K)-F		47.5×62.1×164.9
LB-CNH-28-20-T16-C-2.4F				2.4mm-F		47.5×62.1×164.9
LB-CNH-28-25-T16-A	28.5-38.0	25	Dual Linear	FBP320	Al	79.5×79.5×245.1
LB-CNH-28-25-T16-C-KF				2.92mm(K)-F		79.5×79.5×269.1
LB-CNH-28-25-T16-C-2.4F				2.4mm-F		79.5×79.5×269.1
LB-CNH-28-15-T26-A	26.0-35.0	15	Dual Linear	FBP320	Cu	28.6×28.6×108.75
LB-CNH-28-15-T26-C-KF				2.92mm(K)-F		30.5×52.6×132.8
LB-CNH-28-15-T26-C-2.4F				2.4mm-F		31.4×52.6×132.8
LB-CNH-28-20-T26-A	26.0-35.0	20	Dual Linear	FBP320	Al	47.5×47.5×142.9
LB-CNH-28-20-T26-C-KF				2.92mm(K)-F		47.5×62.1×166.9
LB-CNH-28-20-T26-C-2.4F				2.4mm-F		47.5×62.1×166.9
LB-CNH-28-25-T26-A	26.0-35.0	25	Dual Linear	FBP320	Al	79.5×79.5×247.05
LB-CNH-28-25-T26-C-KF				2.92mm(K)-F		79.5×79.5×271.1
LB-CNH-28-25-T26-C-2.4F				2.4mm-F		79.5×79.5×271.1
LB-CNH-28-15-T68-A	24.0-50.0	15	Dual Linear	FBP320	Cu	28.6×38.1×165.5
LB-CNH-28-15-T68-C-2.4F				2.4mm-F		38.1×52.2×188.9
LB-CNH-28-20-T68-A	24.0-50.0	20	Dual Linear	FBP320	Al	47.5×47.5×199.4
LB-CNH-28-20-T68-C-2.4F				2.4mm-F		47.5×61.7×223

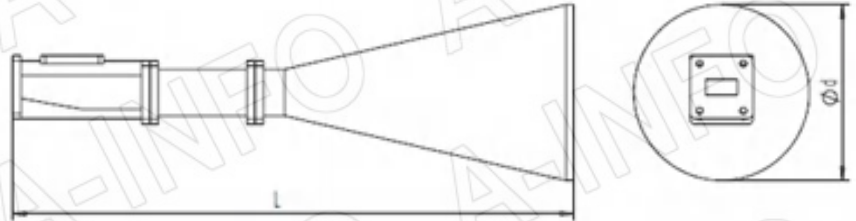
Model	Freq.(GHz)	Gain Typ(dBi)	Pol.	output	Mat.	Size (mm)
LB-CNH-28-25-T68-A	24.0-50.0	25	Dual Linear	FBP320	Al	79.5×79.5×303.6
LB-CNH-28-25-T68-C-2.4F				2.4mm-F		79.5×79.5×327.6
LB-CNH-28-15-T64-A	24.0-43.0	15	Dual Linear	FBP320	Cu	-
LB-CNH-28-15-T64-C-2.4F				2.4mm-F		-
LB-CNH-28-20-T64-A	22.5-45.0	20	Dual Linear	FBP320	Al	50.3×50.3×213.8
LB-CNH-28-20-T64-C-2.4F				2.4mm-F		62.3×50.3×236.6
LB-CNH-28-25-T64-A	24.0-43.0	25	Dual Linear	FBP320	Al	-
LB-CNH-28-25-T64-C-2.4F				2.4mm-F		-
LB-CNH-28-15-T62-A	23.5-43.5	15	Dual Linear	FBP320	Al	28.6×38.1×120.7
LB-CNH-28-15-T62-C-KF	23.5-40.0			2.92mm(K)-F		52.6×38.1×144.7
LB-CNH-28-15-T62-C-2.4F	23.5-43.5			2.4mm-F		52.6×38.1×144.7
LB-CNH-28-20-T62-A	23.5-43.5	20	Dual Linear	FBP320	Al	47.2×47.2×167.6
LB-CNH-28-20-T62-C-KF	23.5-40.0			2.92mm(K)-F		60.8×47.2×190.5
LB-CNH-28-20-T62-C-2.4F	23.5-43.5			2.4mm-F		60.8×47.2×190.5
LB-CNH-28-25-T62-A	23.5-43.5	25	Dual Linear	FBP320	Al	90.9×90.9×300.6
LB-CNH-28-25-T62-C-KF	23.5-40.0			2.92mm(K)-F		90.9×90.9×322.6
LB-CNH-28-25-T62-C-2.4F	23.5-43.5			2.4mm-F		90.9×90.9×322.6
LB-CNH-28-15-T63-A	23.0-44.0	15	Dual Linear	FBP320	Al	28.6×31.8×108
LB-CNH-28-15-T63-C-KF	23.0-40.0			2.92mm(K)-F		51.4×32.6×130.8
LB-CNH-28-15-T63-C-2.4F	23.0-44.0			2.4mm-F		51.4×32.6×130.8
LB-CNH-28-20-T63-A	23.0-44.0	20	Dual Linear	FBP320	Al	47.2×47.2×154.9
LB-CNH-28-20-T63-C-KF	23.0-40.0			2.92mm(K)-F		51.4×46.2×177.8
LB-CNH-28-20-T63-C-2.4F	23.0-44.0			2.4mm-F		51.4×46.2×177.8
LB-CNH-28-25-T63-A	23.0-44.0	25	Dual Linear	FBP320	Al	90.9×90.9×287
LB-CNH-28-25-T63-C-KF	23.0-40.0			2.92mm(K)-F		90.9×90.9×309.9
LB-CNH-28-25-T63-C-2.4F	23.0-44.0			2.4mm-F		90.9×90.9×309.9
LB-CNH-28WC33-15-T63-A	23.0-44.0	15	Dual Linear	FBP320	Al	28.6×31.8×108
LB-CNH-28WC33-15-T63-C-2.4F				2.4mm-F		28.6×55.8×132
LB-CNH-28WC33-20-T63-A	23.0-44.0	20	Dual Linear	FBP320	Al	47.2×47.2×154.9
LB-CNH-28WC33-20-T63-C-2.4F				2.4mm-F		55.8×47.2×178.9
LB-CNH-28WC33-25-T63-A	23.0-44.0	25	Dual Linear	FBP320	Al	90.9×90.9×287
LB-CNH-28WC33-25-T63-C-2.4F				2.4mm-F		90.9×90.9×311
LB-CNH-22-15-T02-A	33.0-50.0	15	Dual Linear	FUGP400	Cu	30.5×30.5×81.3
LB-CNH-22-15-T02-C-2.4F				2.4mm-F		32.4×49.5×105.3
LB-CNH-22-20-T02-A	33.0-50.0	20	Dual Linear	FUGP400	Cu	34×34×114.3
LB-CNH-22-20-T02-C-2.4F				2.4mm-F		34×51.3×138.3
LB-CNH-22-25-T02-A	33.0-50.0	25	Dual Linear	FUGP400	Al	66×66×221
LB-CNH-22-25-T02-C-2.4F				2.4mm-F		66×67.3×245

Model	Freq.(GHz)	Gain Typ(dBi)	Pol.	output	Mat.	Size (mm)
LB-CNH-19-15-T02-A	40.0-60.0	15	Dual Linear	FUGP500	Cu	30.5×30.5×81.3
LB-CNH-19-15-T02-C-2.4F	40.0-50.0			2.4mm-F		50.5×32.8×106.3
LB-CNH-19-15-T02-C-1.85F	40.0-60.0			1.85mm-F		51.5×32.3×107.3
LB-CNH-19-20-T02-A	40.0-60.0	20	Dual Linear	FUGP500	Cu	30.5×30.5×111.8
LB-CNH-19-20-T02-C-2.4F	40.0-50.0			2.4mm-F		50.5×32.8×137.8
LB-CNH-19-20-T02-C-1.85F	40.0-60.0			1.85mm-F		51.5×32.3×136.8
LB-CNH-19-25-T02-A	40.0-60.0	25	Dual Linear	FUGP500	Al	58.4×58.4×203.2
LB-CNH-19-25-T02-C-2.4F	40.0-50.0			2.4mm-F		64.5×58.4×228.2
LB-CNH-19-25-T02-C-1.85F	40.0-60.0			1.85mm-F		65.5×58.4×229.2
LB-CNH-15-15-T02-A	50.0-75.0	15	Dual Linear	FUGP620	Cu	20.3×20.3×84.8
LB-CNH-15-15-T02-C-1.85F	50.0-65.0			1.85mm-F		27.3×47×112.8
LB-CNH-15-15-T02-C-1.0F	50.0-75.0			1.0mm-F		27.3×47×112.8
LB-CNH-15-20-T02-A	50.0-75.0	20	Dual Linear	FUGP620	Cu	23.6×23.6×110.2
LB-CNH-15-20-T02-C-1.85F	50.0-65.0			1.85mm-F		27.3×46.6×138.2
LB-CNH-15-20-T02-C-1.0F	50.0-75.0			1.0mm-F		27.3×46.6×138.2
LB-CNH-15-25-T02-A	50.0-75.0	25	Dual Linear	FUGP620	Cu	44.7×44.7×150.88
LB-CNH-15-25-T02-C-1.85F	50.0-65.0			1.85mm-F		44.7×59.2×178.9
LB-CNH-15-25-T02-C-1.0F	50.0-75.0			1.0mm-F		44.7×59.2×178.9
LB-CNH-12-15-T02-A	60.0-90.0	15	Dual Linear	FUGP740	Cu	20.3×20.3×87.6
LB-CNH-12-15-T02-C-1.0F	60.0-90.0			1.0mm-F		44.6×25.6×113
LB-CNH-12-20-T02-A	60.0-90.0	20	Dual Linear	FUGP740	Cu	20.6×20.6×110.5
LB-CNH-12-20-T02-C-1.0F	60.0-90.0			1.0mm-F		44.6×25.6×135.9
LB-CNH-12-25-T02-A	60.0-90.0	25	Dual Linear	FUGP740	Cu	38.9×38.9×170.2
LB-CNH-12-25-T02-C-1.0F	60.0-90.0			1.0mm-F		53.6×38.9×195.6
LB-CNH-8-15-T02-A	90.0-140.0	15	Dual Linear	UG-387/U-M	Cu	-
LB-CNH-8-20-T02-A	90.0-140.0	20	Dual Linear	UG-387/U-M	Cu	-
LB-CNH-8-25-T02-A	90.0-140.0	25	Dual Linear	UG-387/U-M	Cu	-
LB-CNH-6-15-T02-A	110.0-170.0	15	Dual Linear	UG-387/U-M	Cu	-
LB-CNH-6-20-T02-A	110.0-170.0	20	Dual Linear	UG-387/U-M	Cu	-
LB-CNH-6-25-T02-A	110.0-170.0	25	Dual Linear	UG-387/U-M	Cu	-
LB-CNH-5-15-T02-A	140.0-220.0	15	Dual Linear	UG-387/U-M	Cu	-
LB-CNH-5-20-T02-A	140.0-220.0	20	Dual Linear	UG-387/U-M	Cu	-
LB-CNH-5-25-T02-A	140.0-220.0	25	Dual Linear	UG-387/U-M	Cu	-
LB-CNH-4-15-T02-A	170.0-260.0	15	Dual Linear	UG-387/U-M	Cu	20.3 x 20.3 x 42.2
LB-CNH-4-20-T02-A	170.0-260.0	20	Dual Linear	UG-387/U-M	Cu	20.3 x 20.3 x 48.5
LB-CNH-4-25-T02-A	170.0-260.0	25	Dual Linear	UG-387/U-M	Cu	20.3 x 20.3 x 70.1

7. Conical Horn with Polarizer and Ortho-Mode Transducer (OMT) - Dual Circular Polarization



A Type, WG Output:



C Type, Coaxial Output:



Model	Freq.(GHz)	Gain Typ(dBi)	Pol.	output	Mat	Figure	Size (mm)
LB-CNH-90-15-D02-A	8.2-12.4	15	Dual Circular	FBP100	Al	A Type	66×88.9×420.5
LB-CNH-90-15-D02-C-SF				SMA-F		C Type	91.7×88.9×458.5
LB-CNH-90-15-D02-C-NF				N-F		C Type	91.7×88.9×458.5
LB-CNH-90-15-D02-C-TF				TNC-F		C Type	91.7×88.9×458.5
LB-CNH-90-15-D02-C-7				7mm		C Type	91.7×88.9×458.5
LB-CNH-90-15-D02-C-3.5F				3.5mm-F		C Type	91.7×88.9×458.5
LB-CNH-90-20-D02-A	8.2-12.4	20	Dual Circular	FBP100	Al	A Type	127×127×529.5
LB-CNH-90-20-D02-C-SF				SMA-F		C Type	127×127×567.5
LB-CNH-90-20-D02-C-NF				N-F		C Type	127×127×567.5
LB-CNH-90-20-D02-C-TF				TNC-F		C Type	127×127×567.5
LB-CNH-90-20-D02-C-7				7mm		C Type	127×127×567.5
LB-CNH-90-20-D02-C-3.5F				3.5mm-F		C Type	127×127×567.5
LB-CNH-90-25-D02-A	8.2-12.4	25	Dual Circular	FBP100	Al	A Type	242×242×863.5
LB-CNH-90-25-D02-C-SF				SMA-F		C Type	242×242×901.5
LB-CNH-90-25-D02-C-NF				N-F		C Type	242×242×901.5
LB-CNH-90-25-D02-C-TF				TNC-F		C Type	242×242×901.5
LB-CNH-90-25-D02-C-7				7mm		C Type	242×242×901.5
LB-CNH-90-25-D02-C-3.5F				3.5mm-F		C Type	242×242×901.5

Model	Freq.(GHz)	Gain Typ(dBi)	Pol.	output	Mat	Figure	Size (mm)
LB-CNH-28-15-D02-A	26.5-40.0	15	Dual Cir cular	FBP320	Cu	A Type	28.6×28.6×167.8
2.92mm (K)-F				C Type		52.6×30.5×191.8	
2.4mm-F				C Type		52.6×30.5×191.8	
LB-CNH-28-20-D02-A	26.5-40.0	20	Dual Cir cular	FBP320	Al	A Type	47.5×47.5×201.9
2.92mm (K)- F				C Type		62.1×47.5×225.9	
2.4mm-F				C Type		62.1×47.5×225.9	
LB-CNH-28-25-D02-A	26.5-40.0	25	Dual Cir cular	FBP320	Al	A Type	79.5×79.5×306.1
2.92mm (K)- F				C Type		79.5×79.5×330.1	
2.4mm-F				C Type		79.5×79.5×250.1	

Model	Freq.(GHz)	Gain Typ(dBi)	Pol.	output	Mat.	Figure	Size (mm)
LB-CNH-90-15-D16-A	8.9-11.7	15	Dual Circular	FBP100	Al	A Type	66×66×388.7
LB-CNH-90-15-D16-C-SF				SMA-F		C Type	66×95.6×426.7
LB-CNH-90-15-D16-C-NF				N-F		C Type	66×95.6×426.7
LB-CNH-90-15-D16-C-TF				TNC-F		C Type	66×95.6×426.7
LB-CNH-90-15-D16-C-7				7mm		C Type	70.8×95.6×426.7
LB-CNH-90-15-D16-C-3.5F				3.5mm-F		C Type	66×95.6×426.7
LB-CNH-90-20-D16-A	8.9-11.7	20	Dual Circular	FBP100	Al	A Type	127×127×370.7
LB-CNH-90-20-D16-C-SF				SMA-F		C Type	127×127×535.7
LB-CNH-90-20-D16-C-NF				N-F		C Type	127×127×535.7
LB-CNH-90-20-D16-C-TF				TNC-F		C Type	127×127×535.7
LB-CNH-90-20-D16-C-7				7mm		C Type	127×127×535.7
LB-CNH-90-20-D16-C-3.5F				3.5mm-F		C Type	127×127×535.7
LB-CNH-90-25-D16-A	8.9-11.7	25	Dual Circular	FBP100	Al	A Type	242×242×831.7
LB-CNH-90-25-D16-C-SF				SMA-F		C Type	242×242×837.1
LB-CNH-90-25-D16-C-NF				N-F		C Type	242×242×837.1
LB-CNH-90-25-D16-C-TF				TNC-F		C Type	242×242×837.1
LB-CNH-90-25-D16-C-7				7mm		C Type	242×242×837.1
LB-CNH-90-25-D16-C-3.5F				3.5mm-F		C Type	242×242×837.1
LB-CNH-75-15-D16-A	11.0-14.0	15	Dual Circular	FBP120	Al	A Type	55.6×55.6×356
LB-CNH-75-15-D16-C-SF				SMA-F		C Type	55.6×79.5×386
LB-CNH-75-15-D16-C-NF				N-F		C Type	56.6×79.5×386
LB-CNH-75-15-D16-C-TF				TNC-F		C Type	56.6×79.5×386
LB-CNH-75-15-D16-C-7				7mm		C Type	65.3×80.4×386.9
LB-CNH-75-15-D16-C-3.5F				3.5mm-F		C Type	55.6×79.5×386
LB-CNH-75-20-D16-A	11.0-14.0	20	Dual Circular	FBP120	Al	A Type	106×106×447
LB-CNH-75-20-D16-C-SF				SMA-F		C Type	106×106×477
LB-CNH-75-20-D16-C-NF				N-F		C Type	106×106×477
LB-CNH-75-20-D16-C-TF				TNC-F		C Type	106×106×477
LB-CNH-75-20-D16-C-7				7mm		C Type	106×106×477
LB-CNH-75-20-D16-C-3.5F				3.5mm-F		C Type	106×106×477
LB-CNH-75-25-D16-A	11.0-14.0	25	Dual Circular	FBP120	Al	A Type	198×198×734
LB-CNH-75-25-D16-C-SF				SMA-F		C Type	198×198×764
LB-CNH-75-25-D16-C-NF				N-F		C Type	198×198×764
LB-CNH-75-25-D16-C-TF				TNC-F		C Type	198×198×764
LB-CNH-75-25-D16-C-7				7mm		C Type	198×198×764
LB-CNH-75-25-D16-C-3.5F				3.5mm-F		C Type	198×198×764

Corrugated Conical Horn Antenna



Model Information

Example Part Number: **LB-CH -90 -10 -T06 -C -SF**

Product Code

Waveguide Size: WR159 to WR5
EIA WC Size or Customized Size

Gain in dB, Standard gain is 15dB, 20dB, 25dB

Polarization options, For Circular and Dual Pol. modules.
Leave blank for Linear Polarization modules.

Figure Type:

-A: Waveguide Output

-C: Coaxial Output. Connector type below needs to be specified

Figure C Connector Type Option:

7/16F=7/16 DIN Female

NF=N Type-Female; NM=N Type-Male;

SF=SMA-Female; SM=SMA-Male;

3.5F=3.5mm-Female; 3.5M=3.5mm-Male;

KF=2.92mm-Female; KM=2.92mm-Male; 2.4F=2.4mm-

Female; 2.4M=2.4mm-Male;

1.85F=1.85mm-Female; 1.85M=1.85mm-Male;

1.0F=1.0mm-Female; 1.0M=1.0mm-Male

Model	Freq.(GHz)	EIA WR	Gain Typ.	Pol.	VSWR Typ.	output	Size (mm)
LB-CH-159-15-A	4.9-7.05	WR159	15	Linear	1.25	FDP58	184.3 x 184.3 x 310.3
LB-CH-159-15-C-SF					1.4	SMA-F	184.3 x 184.3 x 360.3
LB-CH-159-15-C-NF					1.4	N-F	184.3 x 184.3 x 360.3
LB-CH-159-15-C-TF					1.4	TNC-F	184.3 x 184.3 x 360.3
LB-CH-159-15-C-7					1.4	7mm	184.3 x 184.3 x 360.3
LB-CH-159-15-C-3.5F					1.4	3.5mm-F	184.3 x 184.3 x 360.3
LB-CH-159-15-T02-A	4.9-7.05	WR159	15	Dual Linear	1.5	FDP58	184.3 x 184.3 x 370.7
LB-CH-159-15-T02-C-SF					1.6	SMA-F	184.3 x 184.3 x 420.7
LB-CH-159-15-T02-C-NF					1.6	N-F	184.3 x 184.3 x 420.7
LB-CH-159-15-T02-C-TF					1.6	TNC-F	184.3 x 184.3 x 420.7
LB-CH-159-15-T02-C-7					1.6	7mm	184.3 x 184.3 x 420.7
LB-CH-159-15-T02-C-3.5F					1.6	3.5mm-F	184.3 x 184.3 x 420.7
LB-CH-159-15-T06-A	4.9-6.4	WR159	15	Dual Linear	1.4	FDP58	184.3 x 184.3 x 383.4
LB-CH-159-15-T06-C-SF					1.5	SMA-F	184.3 x 194 x 433.4
LB-CH-159-15-T06-C-NF					1.5	N-F	184.3 x 194 x 433.4
LB-CH-159-15-T06-C-TF					1.5	TNC-F	184.3 x 194 x 433.4
LB-CH-159-15-T06-C-7					1.5	7mm	184.3 x 194 x 433.4
LB-CH-159-15-T06-C-3.5F					1.5	3.5mm-F	184.3 x 194 x 433.4
LB-CH-159-20-A	4.9-7.05	WR159	20	Linear	1.25	FDP58	282.9 x 282.9 x 544.3
LB-CH-159-20-C-SF					1.4	SMA-F	282.9 x 282.9 x 594.3
LB-CH-159-20-C-NF					1.4	N-F	282.9 x 282.9 x 594.3
LB-CH-159-20-C-TF					1.4	TNC-F	282.9 x 282.9 x 594.3
LB-CH-159-20-C-7					1.4	7mm	282.9 x 282.9 x 594.3
LB-CH-159-20-C-3.5F					1.4	3.5mm-F	282.9 x 282.9 x 594.3
LB-CH-159-20-T02-A	4.9-7.05	WR159	20	Dual Linear	1.5	FDP58	282.9 x 282.9 x 604.7
LB-CH-159-20-T02-C-SF					1.6	SMA-F	282.9 x 282.9 x 654.7
LB-CH-159-20-T02-C-NF					1.6	N-F	282.9 x 282.9 x 654.7
LB-CH-159-20-T02-C-TF					1.6	TNC-F	282.9 x 282.9 x 654.7
LB-CH-159-20-T02-C-7					1.6	7mm	282.9 x 282.9 x 654.7
LB-CH-159-20-T02-C-3.5F					1.6	3.5mm-F	282.9 x 282.9 x 654.7
LB-CH-159-20-T06-A	4.9-6.4	WR159	20	Dual Linear	1.4	FDP58	282.9 x 282.9 x 617.4
LB-CH-159-20-T06-C-SF					1.5	SMA-F	282.9 x 282.9 x 667.4
LB-CH-159-20-T06-C-NF					1.5	N-F	282.9 x 282.9 x 667.4
LB-CH-159-20-T06-C-TF					1.5	TNC-F	282.9 x 282.9 x 667.4
LB-CH-159-20-T06-C-7					1.5	7mm	282.9 x 282.9 x 667.4
LB-CH-159-20-T06-C-3.5F					1.5	3.5mm-F	282.9 x 282.9 x 667.4

Model	Freq.(GHz)	EIA WR	Gain Typ.	Pol.	VSWR Typ.	output	Size (mm)
LB-CH-112-15-A	7.05-10.0	WR112	15	Linear	1.25	FBP100	137.2 x 137.2 x 246.2
LB-CH-112-15-C-SF					1.4	SMA-F	137.2 x 137.2 x 286.2
LB-CH-112-15-C-NF					1.4	N-F	137.2 x 137.2 x 286.2
LB-CH-112-15-C-TF					1.4	TNC-F	137.2 x 137.2 x 286.2
LB-CH-112-15-C-7					1.4	7mm	137.2 x 137.2 x 286.2
LB-CH-112-15-C-3.5F					1.4	3.5mm-F	137.2 x 137.2 x 286.2
LB-CH-112-15-T02-A	7.05-10.0	WR112	15	Dual Linear	1.5	FBP100	137.2 x 137.2 x 265.2
LB-CH-112-15-T02-C-SF					1.6	SMA-F	137.2 x 137.2 x 305.2
LB-CH-112-15-T02-C-NF					1.6	N-F	137.2 x 137.2 x 305.2
LB-CH-112-15-T02-C-TF					1.6	TNC-F	137.2 x 137.2 x 305.2
LB-CH-112-15-T02-C-7					1.6	7mm	137.2 x 137.2 x 305.2
LB-CH-112-15-T02-C-3.5F					1.6	3.5mm-F	137.2 x 137.2 x 305.2
LB-CH-112-20-A	7.05-10.0	WR112	20	Linear	1.25	FBP100	-
LB-CH-112-20-C-SF					1.4	SMA-F	-
LB-CH-112-20-C-NF					1.4	N-F	-
LB-CH-112-20-C-TF					1.4	TNC-F	-
LB-CH-112-20-C-7					1.4	7mm	-
LB-CH-112-20-C-3.5F					1.4	3.5mm-F	-
LB-CH-90-15-A	8.2-12.4	WR90	15	Linear	1.3	FBP100	89.8×89.8×228
LB-CH-90-15-C-SF					1.5	SMA-F	89.8×89.8×266
LB-CH-90-15-C-NF					1.5	N-F	89.8×89.8×266
LB-CH-90-15-C-TF					1.5	TNC-F	89.8×89.8×266
LB-CH-90-15-C-7					1.5	7mm	89.8×89.8×266
LB-CH-90-15-C-3.5F					1.5	3.5mm-F	89.8×89.8×266
LB-CH-90-15-R16-A	8.9-11.7	WR90	15	RHCP	1.15	FBP100	89.8×89.8×355
LB-CH-90-15-R16-C-SF					1.3	SMA-F	89.8×89.8×393
LB-CH-90-15-R16-C-NF					1.3	N-F	89.8×89.8×393
LB-CH-90-15-R16-C-TF					1.3	TNC-F	89.8×89.8×393
LB-CH-90-15-R16-C-7					1.3	7mm	89.8×89.8×393
LB-CH-90-15-R16-C-3.5F					1.3	3.5mm-F	89.8×89.8×393

Model	Freq.(GHz)	EIA WR	Gain Typ.	Pol.	VSWR Typ.	output	Size (mm)
LB-CH-90-15-L16-A	8.9-11.7	WR90	15	LHCP	1.15	FBP100	89.8×89.8×355
LB-CH-90-15-L16-C-SF					1.3	SMA-F	89.8×89.8×393
LB-CH-90-15-L16-C-NF					1.3	N-F	89.8×89.8×393
LB-CH-90-15-L16-C-TF					1.3	TNC-F	89.8×89.8×393
LB-CH-90-15-L16-C-7					1.3	7mm	89.8×89.8×393
LB-CH-90-15-L16-C-3.5F					1.3	3.5mm-F	89.8×89.8×393
LB-CH-90-15-T02-A	8.2-12.4	WR90	15	Dual Linear	1.5	FBP100	89.8×89.8×298.9
LB-CH-90-15-T02-C-SF					1.6	SMA-F	103.6×89.8×336.9
LB-CH-90-15-T02-C-NF					1.6	N-F	103.6×89.8×336.9
LB-CH-90-15-T02-C-TF					1.6	TNC-F	103.6×89.8×336.9
LB-CH-90-15-T02-C-7					1.6	7mm	103.6×89.8×336.9
LB-CH-90-15-T02-C-3.5F					1.6	3.5mm-F	103.6×89.8×336.9
LB-CH-90-15-T06-A	8.2-10.8	WR90	15	Dual Linear	1.5	FBP100	89.8×89.8×267.1
LB-CH-90-15-T06-C-SF					1.6	SMA-F	108.2×89.8×305.1
LB-CH-90-15-T06-C-NF					1.6	N-F	108.2×89.8×305.1
LB-CH-90-15-T06-C-TF					1.6	TNC-F	108.2×89.8×305.1
LB-CH-90-15-T06-C-7					1.6	7mm	108.2×89.8×305.1
LB-CH-90-15-T06-C-3.5F					1.6	3.5mm-F	108.2×89.8×305.1
LB-CH-90-15-T16-A	8.9-11.7	WR90	15	Dual Linear	1.5	FBP100	89.8×89.8×267.1
LB-CH-90-15-T16-C-SF					1.6	SMA-F	107.5×89.8×305.1
LB-CH-90-15-T16-C-NF					1.6	N-F	107.5×89.8×305.1
LB-CH-90-15-T16-C-TF					1.6	TNC-F	107.5×89.8×305.1
LB-CH-90-15-T16-C-7					1.6	7mm	107.5×89.8×305.1
LB-CH-90-15-T16-C-3.5F					1.6	3.5mm-F	107.5×89.8×305.1
LB-CH-90-15-T26-A	9.3-12.4	WR90	15	Dual Linear	1.5	FBP100	89.8×89.8×267.1
LB-CH-90-15-T26-C-SF					1.6	SMA-F	107×89.8×305.1
LB-CH-90-15-T26-C-NF					1.6	N-F	107×89.8×305.1
LB-CH-90-15-T26-C-TF					1.6	TNC-F	107×89.8×305.1
LB-CH-90-15-T26-C-7					1.6	7mm	107×89.8×305.1
LB-CH-90-15-T26-C-3.5F					1.6	3.5mm-F	107×89.8×305.1
LB-CH-90-15-D16-A	8.9-11.7	WR90	15	Dual Circular	1.4	FBP100	89.8×89.8×394.1
LB-CH-90-15-D16-C-SF					1.5	SMA-F	107.5×89.8×432.1
LB-CH-90-15-D16-C-NF					1.5	N-F	107.5×89.8×432.1
LB-CH-90-15-D16-C-TF					1.5	TNC-F	107.5×89.8×432.1
LB-CH-90-15-D16-C-7					1.5	7mm	107.5×89.8×432.1
LB-CH-90-15-D16-C-3.5F					1.5	3.5mm-F	107.5×89.8×432.1

Model	Freq.(GHz)	EIA WR	Gain Typ.	Pol.	VSWR Typ.	output	Size (mm)
LB-CH-90-20-A	8.2-12.4	WR90	20	Linear	1.3	FBP100	150×150×335
LB-CH-90-20-C-SF					1.5	SMA-F	150×150×373
LB-CH-90-20-C-NF					1.5	N-F	150×150×373
LB-CH-90-20-C-TF					1.5	TNC-F	150×150×373
LB-CH-90-20-C-7					1.5	7mm	150×150×373
LB-CH-90-20-C-3.5F					1.5	3.5mm-F	150×150×373
LB-CH-90-20-R16-A	8.9-11.7	WR90	20	RHCP	1.15	FBP100	149.6×149.6×462
LB-CH-90-20-R16-C-SF					1.3	SMA-F	149.6×149.6×500
LB-CH-90-20-R16-C-NF					1.3	N-F	149.6×149.6×500
LB-CH-90-20-R16-C-TF					1.3	TNC-F	149.6×149.6×500
LB-CH-90-20-R16-C-7					1.3	7mm	149.6×149.6×500
LB-CH-90-20-R16-C-3.5F					1.3	3.5mm-F	149.6×149.6×500
LB-CH-90-20-L16-A	8.9-11.7	WR90	20	LHCP	1.15	FBP100	149.6×149.6×462
LB-CH-90-20-L16-C-SF					1.3	SMA-F	149.6×149.6×500
LB-CH-90-20-L16-C-NF					1.3	N-F	149.6×149.6×500
LB-CH-90-20-L16-C-TF					1.3	TNC-F	149.6×149.6×500
LB-CH-90-20-L16-C-7					1.3	7mm	149.6×149.6×500
LB-CH-90-20-L16-C-3.5F					1.3	3.5mm-F	149.6×149.6×500
LB-CH-90-20-T02-A	8.2-12.4	WR90	20	Dual Linear	1.5	FBP100	149.6×149.6×406.5
LB-CH-90-20-T02-C-SF					1.6	SMA-F	149.6×149.6×444.5
LB-CH-90-20-T02-C-NF					1.6	N-F	149.6×149.6×444.5
LB-CH-90-20-T02-C-TF					1.6	TNC-F	149.6×149.6×444.5
LB-CH-90-20-T02-C-7					1.6	7mm	149.6×149.6×444.5
LB-CH-90-20-T02-C-3.5F					1.6	3.5mm-F	149.6×149.6×444.5
LB-CH-90-20-T06-A	8.2-10.8	WR90	20	Dual Linear	1.5	FBP100	149.6×149.6×374.7
LB-CH-90-20-T06-C-SF					1.6	SMA-F	149.6×149.6×412.7
LB-CH-90-20-T06-C-NF					1.6	N-F	149.6×149.6×412.7
LB-CH-90-20-T06-C-TF					1.6	TNC-F	149.6×149.6×412.7
LB-CH-90-20-T06-C-7					1.6	7mm	149.6×149.6×412.7
LB-CH-90-20-T06-C-3.5F					1.6	3.5mm-F	149.6×149.6×412.7
LB-CH-90-20-T16-A	8.9-11.7	WR90	20	Dual Linear	1.5	FBP100	149.6×149.6×374.7
LB-CH-90-20-T16-C-SF					1.6	SMA-F	149.6×149.6×412.7
LB-CH-90-20-T16-C-NF					1.6	N-F	149.6×149.6×412.7
LB-CH-90-20-T16-C-TF					1.6	TNC-F	149.6×149.6×412.7
LB-CH-90-20-T16-C-7					1.6	7mm	149.6×149.6×412.7
LB-CH-90-20-T16-C-3.5F					1.6	3.5mm-F	149.6×149.6×412.7

Model	Freq.(GHz)	EIA WR	Gain Typ.	Pol.	VSWR Typ.	output	Size (mm)
LB-CH-90-20-T26-A	9.3-12.4	WR90	20	Dual Linear	1.5	FBP100	149.6×149.6×374.7
LB-CH-90-20-T26-C-SF					1.6	SMA-F	149.6×149.6×412.7
LB-CH-90-20-T26-C-NF					1.6	N-F	149.6×149.6×412.7
LB-CH-90-20-T26-C-TF					1.6	TNC-F	149.6×149.6×412.7
LB-CH-90-20-T26-C-7					1.6	7mm	149.6×149.6×412.7
LB-CH-90-20-T26-C-3.5F					1.6	3.5mm-F	149.6×149.6×412.7
LB-CH-90-20-D16-A	8.9-11.7	WR90	20	Dual Circular	1.4	FBP100	149.6×149.6×501.7
LB-CH-90-20-D16-C-SF					1.5	SMA-F	149.6×149.6×539.7
LB-CH-90-20-D16-C-NF					1.5	N-F	149.6×149.6×539.7
LB-CH-90-20-D16-C-TF					1.5	TNC-F	149.6×149.6×539.7
LB-CH-90-20-D16-C-7					1.5	7mm	149.6×149.6×539.7
LB-CH-90-20-D16-C-3.5F					1.5	3.5mm-F	149.6×149.6×539.7
LB-CH-90-25-A	8.2-12.4	WR90	25	Linear	1.3	FBP100	259.8×259.8×665
LB-CH-90-25-C-SF					1.5	SMA-F	259.8×259.8×703
LB-CH-90-25-C-NF					1.5	N-F	259.8×259.8×703
LB-CH-90-25-C-TF					1.5	TNC-F	259.8×259.8×703
LB-CH-90-25-C-7					1.5	7mm	259.8×259.8×703
LB-CH-90-25-C-3.5F					1.5	3.5mm-F	259.8×259.8×703
LB-CH-90-25-R16-A	8.9-11.7	WR90	25	RHCP	1.15	FBP100	260×260×792
LB-CH-90-25-R16-C-SF					1.3	SMA-F	260×260×830
LB-CH-90-25-R16-C-NF					1.3	N-F	260×260×830
LB-CH-90-25-R16-C-TF					1.3	TNC-F	260×260×830
LB-CH-90-25-R16-C-7					1.3	7mm	260×260×830
LB-CH-90-25-R16-C-3.5F					1.3	3.5mm-F	260×260×830
LB-CH-90-25-L16-A	8.9-11.7	WR90	25	LHCP	1.15	FBP100	260×260×792
LB-CH-90-25-L16-C-SF					1.3	SMA-F	260×260×830
LB-CH-90-25-L16-C-NF					1.3	N-F	260×260×830
LB-CH-90-25-L16-C-TF					1.3	TNC-F	260×260×830
LB-CH-90-25-L16-C-7					1.3	7mm	260×260×830
LB-CH-90-25-L16-C-3.5F					1.3	3.5mm-F	260×260×830
LB-CH-90-25-T02-A	8.2-12.4	WR90	25	Dual Linear	1.4	FBP100	259.8×259.8×736.5
LB-CH-90-25-T02-C-SF					1.5	SMA-F	259.8×259.8×774.5
LB-CH-90-25-T02-C-NF					1.5	N-F	259.8×259.8×774.5
LB-CH-90-25-T02-C-TF					1.5	TNC-F	259.8×259.8×774.5
LB-CH-90-25-T02-C-7					1.5	7mm	259.8×259.8×774.5
LB-CH-90-25-T02-C-3.5F					1.5	3.5mm-F	259.8×259.8×774.5

Model	Freq.(GHz)	EIA WR	Gain Typ.	Pol.	VSWR Typ.	output	Size (mm)
LB-CH-90-25-T06-A	8.2-10.8	WR90	25	Dual Linear	1.5	FBP100	260×260×704.7
LB-CH-90-25-T06-C-SF					1.6	SMA-F	260×260×742.7
LB-CH-90-25-T06-C-NF					1.6	N-F	260×260×742.7
LB-CH-90-25-T06-C-TF					1.6	TNC-F	260×260×742.7
LB-CH-90-25-T06-C-7					1.6	7mm	260×260×742.7
LB-CH-90-25-T06-C-3.5F					1.6	3.5mm-F	260×260×742.7
LB-CH-90-25-T16-A	8.9-11.7	WR90	25	Dual Linear	1.5	FBP100	260×260×704.7
LB-CH-90-25-T16-C-SF					1.6	SMA-F	260×260×742.7
LB-CH-90-25-T16-C-NF					1.6	N-F	260×260×742.7
LB-CH-90-25-T16-C-TF					1.6	TNC-F	260×260×742.7
LB-CH-90-25-T16-C-7					1.6	7mm	260×260×742.7
LB-CH-90-25-T16-C-3.5F					1.6	3.5mm-F	260×260×742.7
LB-CH-90-25-T26-A	9.3-12.4	WR90	25	Dual Linear	1.5	FBP100	260×260×704.7
LB-CH-90-25-T26-C-SF					1.6	SMA-F	260×260×742.7
LB-CH-90-25-T26-C-NF					1.6	N-F	260×260×742.7
LB-CH-90-25-T26-C-TF					1.6	TNC-F	260×260×742.7
LB-CH-90-25-T26-C-7					1.6	7mm	260×260×742.7
LB-CH-90-25-T26-C-3.5F					1.6	3.5mm-F	260×260×742.7
LB-CH-90-25-D16-A	8.9-11.7	WR90	25	Dual Circular	1.4	FBP100	260×260×831.7
LB-CH-90-25-D16-C-SF					1.5	SMA-F	260×260×869.7
LB-CH-90-25-D16-C-NF					1.5	N-F	260×260×869.7
LB-CH-90-25-D16-C-TF					1.5	TNC-F	260×260×869.7
LB-CH-90-25-D16-C-7					1.5	7mm	260×260×869.7
LB-CH-90-25-D16-C-3.5F					1.5	3.5mm-F	260×260×869.7
LB-CH-75-15-A	10.0-15.0	WR75	15	Linear	1.3	FBP120	81.34×81.34×145.3
LB-CH-75-15-C-SF					1.5	SMA-F	81.34×81.34×175.3
LB-CH-75-15-C-NF					1.5	N-F	81.34×81.34×175.3
LB-CH-75-15-C-TF					1.5	TNC-F	81.34×81.34×175.3
LB-CH-75-15-C-7					1.5	7mm	81.34×81.34×175.3
LB-CH-75-15-C-3.5F					1.5	3.5mm-F	81.34×81.34×175.3
LB-CH-75-15-R16-A	11.0-14.0	WR75	15	RHCP	1.3	FBP120	81.3×81.3×253.3
LB-CH-75-15-R16-C-SF					1.5	SMA-F	81.3×81.3×283.3
LB-CH-75-15-R16-C-NF					1.5	N-F	81.3×81.3×283.3
LB-CH-75-15-R16-C-TF					1.5	TNC-F	81.3×81.3×283.3
LB-CH-75-15-R16-C-7					1.5	7mm	81.3×81.3×283.3
LB-CH-75-15-R16-C-3.5F					1.5	3.5mm-F	81.3×81.3×283.3

Model	Freq.(GHz)	EIA WR	Gain Typ.	Pol.	VSWR Typ.	output	Size (mm)
LB-CH-75-15-L16-A	11.0-14.0	WR75	15	LHCP	1.3	FBP120	81.3×81.3×253.3
LB-CH-75-15-L16-C-SF					1.5	SMA-F	81.3×81.3×283.3
LB-CH-75-15-L16-C-NF					1.5	N-F	81.3×81.3×283.3
LB-CH-75-15-L16-C-TF					1.5	TNC-F	81.3×81.3×283.3
LB-CH-75-15-L16-C-7					1.5	7mm	81.3×81.3×283.3
LB-CH-75-15-L16-C-3.5F					1.5	3.5mm-F	81.3×81.3×283.3
LB-CH-75-15-T02-A	10.0-15.0	WR75	15	Dual Linear	1.5	FBP120	81.3×81.3×234.2
LB-CH-75-15-T02-C-SF					1.6	SMA-F	81.3×89.7×264.2
LB-CH-75-15-T02-C-NF					1.6	N-F	81.3×89.7×264.2
LB-CH-75-15-T02-C-TF					1.6	TNC-F	81.3×89.7×264.2
LB-CH-75-15-T02-C-7					1.6	7mm	81.3×90.5×265
LB-CH-75-15-T02-C-3.5F					1.6	3.5mm-F	81.3×89.7×264.2
LB-CH-75-15-T06-A	10.0-13.0	WR75	15	Dual Linear	1.5	FBP120	81.3×81.3×215.6
LB-CH-75-15-T06-C-SF					1.6	SMA-F	81.3×92.9×245.6
LB-CH-75-15-T06-C-NF					1.6	N-F	81.3×92.9×245.6
LB-CH-75-15-T06-C-TF					1.6	TNC-F	81.3×92.9×245.6
LB-CH-75-15-T06-C-7					1.6	7mm	81.3×93.8×246.5
LB-CH-75-15-T06-C-3.5F					1.6	3.5mm-F	81.3×92.9×245.6
LB-CH-75-15-T16-A	11.0-14.0	WR75	15	Dual Linear	1.5	FBP120	81.3×81.3×215.6
LB-CH-75-15-T16-C-SF					1.6	SMA-F	81.3×92.4×245.6
LB-CH-75-15-T16-C-NF					1.6	N-F	81.3×92.4×245.6
LB-CH-75-15-T16-C-TF					1.6	TNC-F	81.3×92.4×245.6
LB-CH-75-15-T16-C-7					1.6	7mm	81.3×93.8×246.5
LB-CH-75-15-T16-C-3.5F					1.6	3.5mm-F	81.3×92.4×245.6
LB-CH-75-15-T26-A	12.0-15.0	WR75	15	Dual Linear	1.5	FBP120	81.3×81.3×215.6
LB-CH-75-15-T26-C-SF					1.6	SMA-F	81.3×91.8×245.6
LB-CH-75-15-T26-C-NF					1.6	N-F	81.3×91.8×245.6
LB-CH-75-15-T26-C-TF					1.6	TNC-F	81.3×91.8×245.6
LB-CH-75-15-T26-C-7					1.6	7mm	81.3×93.8×246.5
LB-CH-75-15-T26-C-3.5F					1.6	3.5mm-F	81.3×91.8×245.6
LB-CH-75-15-D16-A	11.0-14.0	WR75	15	Dual Circular	1.4	FBP120	81.3×81.3×323.6
LB-CH-75-15-D16-C-SF					1.5	SMA-F	81.3×92.4×353.6
LB-CH-75-15-D16-C-NF					1.5	N-F	81.3×92.4×353.6
LB-CH-75-15-D16-C-TF					1.5	TNC-F	81.3×92.4×353.6
LB-CH-75-15-D16-C-7					1.5	7mm	81.3×93.3×354.5
LB-CH-75-15-D16-C-3.5F					1.5	3.5mm-F	81.3×92.4×353.6

Model	Freq.(GHz)	EIA WR	Gain Typ.	Pol.	VSWR Typ.	output	Size (mm)
LB-CH-75-20-A	10.0-15.0	WR75	20	Linear	1.3	FBP120	136.44×136.44×251.4
LB-CH-75-20-C-SF					1.5	SMA-F	136.44×136.44×281.4
LB-CH-75-20-C-NF					1.5	N-F	136.44×136.44×281.4
LB-CH-75-20-C-TF					1.5	TNC-F	136.44×136.44×281.4
LB-CH-75-20-C-7					1.5	7mm	136.44×136.44×281.4
LB-CH-75-20-C-3.5F					1.5	3.5mm-F	136.44×136.44×281.4
LB-CH-75-20-R16-A	11.0-14.0	WR75	20	RHCP	1.15	FBP120	136.44×136.44×359.4
LB-CH-75-20-R16-C-SF					1.3	SMA-F	136.44×136.44×389.4
LB-CH-75-20-R16-C-NF					1.3	N-F	136.44×136.44×389.4
LB-CH-75-20-R16-C-TF					1.3	TNC-F	136.44×136.44×389.4
LB-CH-75-20-R16-C-7					1.3	7mm	136.44×136.44×389.4
LB-CH-75-20-R16-C-3.5F					1.3	3.5mm-F	136.44×136.44×389.4
LB-CH-75-20-L16-A	11.0-14.0	WR75	20	LHCP	1.15	FBP120	136.44×136.44×359.4
LB-CH-75-20-L16-C-SF					1.3	SMA-F	136.44×136.44×389.4
LB-CH-75-20-L16-C-NF					1.3	N-F	136.44×136.44×389.4
LB-CH-75-20-L16-C-TF					1.3	TNC-F	136.44×136.44×389.4
LB-CH-75-20-L16-C-7					1.3	7mm	136.44×136.44×389.4
LB-CH-75-20-L16-C-3.5F					1.3	3.5mm-F	136.44×136.44×389.4
LB-CH-75-20-T02-A	10.0-15.0	WR75	20	Dual Linear	1.5	FBP120	136.4×136.4×340.3
LB-CH-75-20-T02-C-SF					1.6	SMA-F	136.4×136.4×370.3
LB-CH-75-20-T02-C-NF					1.6	N-F	136.4×136.4×370.3
LB-CH-75-20-T02-C-TF					1.6	TNC-F	136.4×136.4×370.3
LB-CH-75-20-T02-C-7					1.6	7mm	136.4×136.4×370.3
LB-CH-75-20-T02-C-3.5F					1.6	3.5mm-F	136.4×136.4×370.3
LB-CH-75-20-T06-A	10.0-13.0	WR75	20	Dual Linear	1.5	FBP120	136.4×136.4×321.7
LB-CH-75-20-T06-C-SF					1.6	SMA-F	136.4×136.4×351.7
LB-CH-75-20-T06-C-NF					1.6	N-F	136.4×136.4×351.7
LB-CH-75-20-T06-C-TF					1.6	TNC-F	136.4×136.4×351.7
LB-CH-75-20-T06-C-7					1.6	7mm	136.4×136.4×351.7
LB-CH-75-20-T06-C-3.5F					1.6	3.5mm-F	136.4×136.4×351.7
LB-CH-75-20-T16-A	11.0-14.0	WR75	20	Dual Linear	1.5	FBP120	136.4×136.4×321.7
LB-CH-75-20-T16-C-SF					1.6	SMA-F	136.4×136.4×351.7
LB-CH-75-20-T16-C-NF					1.6	N-F	136.4×136.4×351.7
LB-CH-75-20-T16-C-TF					1.6	TNC-F	136.4×136.4×351.7
LB-CH-75-20-T16-C-7					1.6	7mm	136.4×136.4×351.7
LB-CH-75-20-T16-C-3.5F					1.6	3.5mm-F	136.4×136.4×351.7

Model	Freq.(GHz)	EIA WR	Gain Typ.	Pol.	VSWR Typ.	output	Size (mm)
LB-CH-75-20-T26-A	12.0-15.0	WR75	20	Dual Linear	1.5	FBP120	136.4×136.4×321.7
LB-CH-75-20-T26-C-SF					1.6	SMA-F	136.4×136.4×351.7
LB-CH-75-20-T26-C-NF					1.6	N-F	136.4×136.4×351.7
LB-CH-75-20-T26-C-TF					1.6	TNC-F	136.4×136.4×351.7
LB-CH-75-20-T26-C-7					1.6	7mm	136.4×136.4×351.7
LB-CH-75-20-T26-C-3.5F					1.6	3.5mm-F	136.4×136.4×351.7
LB-CH-75-20-D16-A	11.0-14.0	WR75	20	Dual Circular	1.4	FBP120	136.4×136.4×429.7
LB-CH-75-20-D16-C-SF					1.5	SMA-F	136.4×136.4×459.7
LB-CH-75-20-D16-C-NF					1.5	N-F	136.4×136.4×459.7
LB-CH-75-20-D16-C-TF					1.5	TNC-F	136.4×136.4×459.7
LB-CH-75-20-D16-C-7					1.5	7mm	136.4×136.4×459.7
LB-CH-75-20-D16-C-3.5F					1.5	3.5mm-F	136.4×136.4×459.7
LB-CH-75-25-A	10.0-15.0	WR75	25	Linear	1.3	FBP120	-
LB-CH-75-25-C-SF					1.5	SMA-F	-
LB-CH-75-25-C-NF					1.5	N-F	-
LB-CH-75-25-C-TF					1.5	TNC-F	-
LB-CH-75-25-C-7					1.5	7mm	-
LB-CH-75-25-C-3.5F					1.5	3.5mm-F	-
LB-CH-75-25-R16-A	11.0-14.0	WR75	25	RHCP	1.3	FBP120	-
LB-CH-75-25-R16-C-SF					1.5	SMA-F	-
LB-CH-75-25-R16-C-NF					1.5	N-F	-
LB-CH-75-25-R16-C-TF					1.5	TNC-F	-
LB-CH-75-25-R16-C-7					1.5	7mm	-
LB-CH-75-25-R16-C-3.5F					1.5	3.5mm-F	-
LB-CH-75-25-L16-A	11.0-14.0	WR75	25	LHCP	1.3	FBP120	-
LB-CH-75-25-L16-C-SF					1.5	SMA-F	-
LB-CH-75-25-L16-C-NF					1.5	N-F	-
LB-CH-75-25-L16-C-TF					1.5	TNC-F	-
LB-CH-75-25-L16-C-7					1.5	7mm	-
LB-CH-75-25-L16-C-3.5F					1.5	3.5mm-F	-
LB-CH-75-25-T02-A	10.0-15.0	WR75	25	Dual Linear	1.5	FBP120	-
LB-CH-75-25-T02-C-SF					1.6	SMA-F	-
LB-CH-75-25-T02-C-NF					1.6	N-F	-
LB-CH-75-25-T02-C-TF					1.6	TNC-F	-
LB-CH-75-25-T02-C-7					1.6	7mm	-
LB-CH-75-25-T02-C-3.5F					1.6	3.5mm-F	-

Model	Freq.(GHz)	EIA WR	Gain Typ.	Pol.	VSWR Typ.	output	Size (mm)
LB-CH-75-25-T06-A	10.0-13.0	WR75	25	Dual Linear	1.5	FBP120	-
LB-CH-75-25-T06-C-SF					1.6	SMA-F	-
LB-CH-75-25-T06-C-NF					1.6	N-F	-
LB-CH-75-25-T06-C-TF					1.6	TNC-F	-
LB-CH-75-25-T06-C-7					1.6	7mm	-
LB-CH-75-25-T06-C-3.5F					1.6	3.5mm-F	-
LB-CH-75-25-T16-A	11.0-14.0	WR75	25	Dual Linear	1.5	FBP120	-
LB-CH-75-25-T16-C-SF					1.6	SMA-F	-
LB-CH-75-25-T16-C-NF					1.6	N-F	-
LB-CH-75-25-T16-C-TF					1.6	TNC-F	-
LB-CH-75-25-T16-C-7					1.6	7mm	-
LB-CH-75-25-T16-C-3.5F					1.6	3.5mm-F	-
LB-CH-75-25-T26-A	12.0-15.0	WR75	25	Dual Linear	1.5	FBP120	-
LB-CH-75-25-T26-C-SF					1.6	SMA-F	-
LB-CH-75-25-T26-C-NF					1.6	N-F	-
LB-CH-75-25-T26-C-TF					1.6	TNC-F	-
LB-CH-75-25-T26-C-7					1.6	7mm	-
LB-CH-75-25-T26-C-3.5F					1.6	3.5mm-F	-
LB-CH-75-25-D16-A	11.0-14.0	WR75	25	Dual Circular	1.5	FBP120	-
LB-CH-75-25-D16-C-SF					1.6	SMA-F	-
LB-CH-75-25-D16-C-NF					1.6	N-F	-
LB-CH-75-25-D16-C-TF					1.6	TNC-F	-
LB-CH-75-25-D16-C-7					1.6	7mm	-
LB-CH-75-25-D16-C-3.5F					1.6	3.5mm-F	-
LB-CH-62-15-A	12.4-18.0	WR62	15	Linear	1.3	FBP140	-
LB-CH-62-15-C-SF					1.5	SMA-F	-
LB-CH-62-15-C-NF					1.5	N-F	-
LB-CH-62-15-C-TF					1.5	TNC-F	-
LB-CH-62-15-C-7					1.5	7mm	-
LB-CH-62-15-C-3.5F					1.5	3.5mm-F	-
LB-CH-62-15-T02-A	12.4-18.0	WR62	15	Dual Linear	1.5	FBP140	-
LB-CH-62-15-T02-C-SF					1.6	SMA-F	-
LB-CH-62-15-T02-C-NF					1.6	N-F	-
LB-CH-62-15-T02-C-TF					1.6	TNC-F	-
LB-CH-62-15-T02-C-7					1.6	7mm	-
LB-CH-62-15-T02-C-3.5F					1.6	3.5mm-F	-

Model	Freq.(GHz)	EIA WR	Gain Typ.	Pol.	VSWR Typ.	output	Size (mm)
LB-CH-62-15-T06-A	12.4-16.2	WR62	15	Dual Linear	1.5	FBP140	-
LB-CH-62-15-T06-C-SF					1.6	SMA-F	-
LB-CH-62-15-T06-C-NF					1.6	N-F	-
LB-CH-62-15-T06-C-TF					1.6	TNC-F	-
LB-CH-62-15-T06-C-7					1.6	7mm	-
LB-CH-62-15-T06-C-3.5F					1.6	3.5mm-F	-
LB-CH-62-15-T16-A	13.2-17.2	WR62	15	Dual Linear	1.5	FBP140	-
LB-CH-62-15-T16-C-SF					1.6	SMA-F	-
LB-CH-62-15-T16-C-NF					1.6	N-F	-
LB-CH-62-15-T16-C-TF					1.6	TNC-F	-
LB-CH-62-15-T16-C-7					1.6	7mm	-
LB-CH-62-15-T16-C-3.5F					1.6	3.5mm-F	-
LB-CH-62-15-T26-A	13.8-18.0	WR62	15	Dual Linear	1.5	FBP140	-
LB-CH-62-15-T26-C-SF					1.6	SMA-F	-
LB-CH-62-15-T26-C-NF					1.6	N-F	-
LB-CH-62-15-T26-C-TF					1.6	TNC-F	-
LB-CH-62-15-T26-C-7					1.6	7mm	-
LB-CH-62-15-T26-C-3.5F					1.6	3.5mm-F	-
LB-CH-62-20-A	12.4-18.0	WR62	20	Linear	1.3	FBP140	-
LB-CH-62-20-C-SF					1.5	SMA-F	-
LB-CH-62-20-C-NF					1.5	N-F	-
LB-CH-62-20-C-TF					1.5	TNC-F	-
LB-CH-62-20-C-7					1.5	7mm	-
LB-CH-62-20-C-3.5F					1.5	3.5mm-F	-
LB-CH-62-20-T02-A	12.4-18.0	WR62	20	Dual Linear	1.5	FBP140	-
LB-CH-62-20-T02-C-SF					1.6	SMA-F	-
LB-CH-62-20-T02-C-NF					1.6	N-F	-
LB-CH-62-20-T02-C-TF					1.6	TNC-F	-
LB-CH-62-20-T02-C-7					1.6	7mm	-
LB-CH-62-20-T02-C-3.5F					1.6	3.5mm-F	-
LB-CH-62-20-T06-A	12.4-16.2	WR62	20	Dual Linear	1.5	FBP140	-
LB-CH-62-20-T06-C-SF					1.6	SMA-F	-
LB-CH-62-20-T06-C-NF					1.6	N-F	-
LB-CH-62-20-T06-C-TF					1.6	TNC-F	-
LB-CH-62-20-T06-C-7					1.6	7mm	-
LB-CH-62-20-T06-C-3.5F					1.6	3.5mm-F	-

Model	Freq.(GHz)	EIA WR	Gain Typ.	Pol.	VSWR Typ.	output	Size (mm)
LB-CH-62-20-T16-A	13.2-17.2	WR62	20	Dual Linear	1.5	FBP140	-
LB-CH-62-20-T16-C-SF					1.6	SMA-F	-
LB-CH-62-20-T16-C-NF					1.6	N-F	-
LB-CH-62-20-T16-C-TF					1.6	TNC-F	-
LB-CH-62-20-T16-C-7					1.6	7mm	-
LB-CH-62-20-T16-C-3.5F					1.6	3.5mm-F	-
LB-CH-62-20-T26-A	13.8-18.0	WR62	20	Dual Linear	1.5	FBP140	-
LB-CH-62-20-T26-C-SF					1.6	SMA-F	-
LB-CH-62-20-T26-C-NF					1.6	N-F	-
LB-CH-62-20-T26-C-TF					1.6	TNC-F	-
LB-CH-62-20-T26-C-7					1.6	7mm	-
LB-CH-62-20-T26-C-3.5F					1.6	3.5mm-F	-
LB-CH-62-25-A	12.4-18.0	WR62	25	Linear	1.3	FBP140	-
LB-CH-62-25-C-SF					1.5	SMA-F	-
LB-CH-62-25-C-NF					1.5	N-F	-
LB-CH-62-25-C-TF					1.5	TNC-F	-
LB-CH-62-25-C-7					1.5	7mm	-
LB-CH-62-25-C-3.5F					1.5	3.5mm-F	-
LB-CH-62-25-T02-A	12.4-18.0	WR62	25	Dual Linear	1.5	FBP140	-
LB-CH-62-25-T02-C-SF					1.6	SMA-F	-
LB-CH-62-25-T02-C-NF					1.6	N-F	-
LB-CH-62-25-T02-C-TF					1.6	TNC-F	-
LB-CH-62-25-T02-C-7					1.6	7mm	-
LB-CH-62-25-T02-C-3.5F					1.6	3.5mm-F	-
LB-CH-62-25-T06-A	12.4-16.2	WR62	25	Dual Linear	1.5	FBP140	-
LB-CH-62-25-T06-C-SF					1.6	SMA-F	-
LB-CH-62-25-T06-C-NF					1.6	N-F	-
LB-CH-62-25-T06-C-TF					1.6	TNC-F	-
LB-CH-62-25-T06-C-7					1.6	7mm	-
LB-CH-62-25-T06-C-3.5F					1.6	3.5mm-F	-
LB-CH-62-25-T16-A	13.2-17.2	WR62	25	Dual Linear	1.5	FBP140	-
LB-CH-62-25-T16-C-SF					1.6	SMA-F	-
LB-CH-62-25-T16-C-NF					1.6	N-F	-
LB-CH-62-25-T16-C-TF					1.6	TNC-F	-
LB-CH-62-25-T16-C-7					1.6	7mm	-
LB-CH-62-25-T16-C-3.5F					1.6	3.5mm-F	-

Model	Freq.(GHz)	EIA WR	Gain Typ.	Pol.	VSWR Typ.	output	Size (mm)
LB-CH-62-25-T26-A	13.8-18.0	WR62	25	Dual Linear	1.5	FBP140	-
LB-CH-62-25-T26-C-SF					1.6	SMA-F	-
LB-CH-62-25-T26-C-NF					1.6	N-F	-
LB-CH-62-25-T26-C-TF					1.6	TNC-F	-
LB-CH-62-25-T26-C-7					1.6	7mm	-
LB-CH-62-25-T26-C-3.5F					1.6	3.5mm-F	-
LB-CH-51-15-A	15.0-22.0	WR51	15	Linear	1.3	FBP180	-
LB-CH-51-15-C-SF	15.0-22.0	WR51	15	Dual Linear	1.5	SMA-F	-
LB-CH-51-15-T02-A					1.5	FBP180	-
LB-CH-51-15-T02-C-SF	15.0-19.5	WR51	15	Dual Linear	1.6	SMA-F	-
LB-CH-51-15-T06-A					1.5	FBP180	-
LB-CH-51-15-T06-C-SF	16.0-21.0	WR51	15	Dual Linear	1.6	SMA-F	-
LB-CH-51-15-T16-A					1.5	FBP180	-
LB-CH-51-15-T16-C-SF	17.0-22.0	WR51	15	Dual Linear	1.6	SMA-F	-
LB-CH-51-15-T26-A					1.5	FBP180	-
LB-CH-51-15-T26-C-SF	15.0-22.0	WR51	20	Linear	1.6	SMA-F	-
LB-CH-51-20-A					1.3	FBP180	-
LB-CH-51-20-C-SF	15.0-22.0	WR51	20	Dual Linear	1.5	SMA-F	-
LB-CH-51-20-T02-A					1.5	FBP180	-
LB-CH-51-20-T02-C-SF	15.0-19.5	WR51	20	Dual Linear	1.6	SMA-F	-
LB-CH-51-20-T06-A					1.5	FBP180	-
LB-CH-51-20-T06-C-SF	16.0-21.0	WR51	20	Dual Linear	1.6	SMA-F	-
LB-CH-51-20-T16-A					1.5	FBP180	-
LB-CH-51-20-T16-C-SF	17.0-22.0	WR51	20	Dual Linear	1.6	SMA-F	-
LB-CH-51-20-T26-A					1.5	FBP180	-
LB-CH-51-20-T26-C-SF	15.0-22.0	WR51	25	Linear	1.6	SMA-F	-
LB-CH-51-25-A					1.3	FBP180	-
LB-CH-51-25-C-SF	15.0-22.0	WR51	25	Dual Linear	1.5	SMA-F	-
LB-CH-51-25-T02-A					1.5	FBP180	-
LB-CH-51-25-T02-C-SF	15.0-19.5	WR51	25	Dual Linear	1.6	SMA-F	-
LB-CH-51-25-T06-A					1.5	FBP180	-
LB-CH-51-25-T06-C-SF	16.0-21.0	WR51	25	Dual Linear	1.6	SMA-F	-
LB-CH-51-25-T16-A					1.5	FBP180	-
LB-CH-51-25-T16-C-SF	17.0-22.0	WR51	25	Dual Linear	1.6	SMA-F	-
LB-CH-51-25-T26-A					1.5	FBP180	-
LB-CH-51-25-T26-C-SF	15.0-22.0	WR51	25	Dual Linear	1.6	SMA-F	-
LB-CH-51-25-T26-A					1.5	FBP180	-
LB-CH-51-25-T26-C-SF	17.0-22.0	WR51	25	Dual Linear	1.6	SMA-F	-
LB-CH-51-25-T26-A					1.5	FBP180	-

Model	Freq.(GHz)	EIA WR	Gain Typ.	Pol.	VSWR Typ.	output	Size (mm)
LB-CH-42-15-A	18.0-26.5	WR42	15	Linear	1.25	FBP220	-
LB-CH-42-15-C-SF					1.4	SMA-F	-
LB-CH-42-15-C-KF					1.4	2.92mm(K)-F	-
LB-CH-42-15-C-3.5F					1.4	3.5mm-F	-
LB-CH-42-15-T02-A	18.0-26.5	WR42	15	Dual Linear	1.5	FBP220	-
LB-CH-42-15-T02-C-SF					1.5	SMA-F	-
LB-CH-42-15-T02-C-KF					1.5	2.92mm(K)-F	-
LB-CH-42-15-T02-C-3.5F					1.5	3.5mm-F	-
LB-CH-42-15-T06-A	18.0-24.0	WR42	15	Dual Linear	2	FBP220	-
LB-CH-42-15-T06-C-SF					2	SMA-F	-
LB-CH-42-15-T06-C-KF					2	2.92mm(K)-F	-
LB-CH-42-15-T06-C-3.5F					2	3.5mm-F	-
LB-CH-42-15-T16-A	19.1-25.4	WR42	15	Dual Linear	1.6	FBP220	-
LB-CH-42-15-T16-C-SF					1.6	SMA-F	-
LB-CH-42-15-T16-C-KF					1.6	2.92mm(K)-F	-
LB-CH-42-15-T16-C-3.5F					1.6	3.5mm-F	-
LB-CH-42-15-T26-A	20.0-26.5	WR42	15	Dual Linear	1.6	FBP220	-
LB-CH-42-15-T26-C-SF					1.6	SMA-F	-
LB-CH-42-15-T26-C-KF					1.6	2.92mm(K)-F	-
LB-CH-42-15-T26-C-3.5F					1.6	3.5mm-F	-
LB-CH-42-20-A	18.0-26.5	WR42	20	Linear	1.25	FBP220	-
LB-CH-42-20-C-SF					1.4	SMA-F	-
LB-CH-42-20-C-KF					1.4	2.92mm(K)-F	-
LB-CH-42-20-C-3.5F					1.4	3.5mm-F	-
LB-CH-42-20-T02-A	18.0-26.5	WR42	20	Dual Linear	1.5	FBP220	-
LB-CH-42-20-T02-C-SF					1.5	SMA-F	-
LB-CH-42-20-T02-C-KF					1.5	2.92mm(K)-F	-
LB-CH-42-20-T02-C-3.5F					1.5	3.5mm-F	-
LB-CH-42-20-T06-A	18.0-24.0	WR42	20	Dual Linear	2	FBP220	-
LB-CH-42-20-T06-C-SF					2	SMA-F	-
LB-CH-42-20-T06-C-KF					2	2.92mm(K)-F	-
LB-CH-42-20-T06-C-3.5F					2	3.5mm-F	-
LB-CH-42-20-T16-A	19.1-25.4	WR42	20	Dual Linear	1.6	FBP220	-
LB-CH-42-20-T16-C-SF					1.6	SMA-F	-
LB-CH-42-20-T16-C-KF					1.6	2.92mm(K)-F	-
LB-CH-42-20-T16-C-3.5F					1.6	3.5mm-F	-

Model	Freq.(GHz)	EIA WR	Gain Typ.	Pol.	VSWR Typ.	output	Size (mm)
LB-CH-42-20-T26-A	20.0-26.5	WR42	20	Dual Linear	1.6	FBP220	-
LB-CH-42-20-T26-C-SF					1.6	SMA-F	-
LB-CH-42-20-T26-C-KF					1.6	2.92mm(K)-F	-
LB-CH-42-20-T26-C-3.5F					1.6	3.5mm-F	-
LB-CH-42-25-A	18.0-26.5	WR42	25	Linear	1.25	FBP220	-
LB-CH-42-25-C-SF					1.4	SMA-F	-
LB-CH-42-25-C-KF					1.4	2.92mm(K)-F	-
LB-CH-42-25-C-3.5F					1.4	3.5mm-F	-
LB-CH-42-25-T02-A	18.0-26.5	WR42	25	Dual Linear	1.5	FBP220	-
LB-CH-42-25-T02-C-SF					1.5	SMA-F	-
LB-CH-42-25-T02-C-KF					1.5	2.92mm(K)-F	-
LB-CH-42-25-T02-C-3.5F					1.5	3.5mm-F	-
LB-CH-42-25-T06-A	18.0-24.0	WR42	25	Dual Linear	2	FBP220	-
LB-CH-42-25-T06-C-SF					2	SMA-F	-
LB-CH-42-25-T06-C-KF					2	2.92mm(K)-F	-
LB-CH-42-25-T06-C-3.5F					2	3.5mm-F	-
LB-CH-42-25-T16-A	19.1-25.4	WR42	25	Dual Linear	1.6	FBP220	-
LB-CH-42-25-T16-C-SF					1.6	SMA-F	-
LB-CH-42-25-T16-C-KF					1.6	2.92mm(K)-F	-
LB-CH-42-25-T16-C-3.5F					1.6	3.5mm-F	-
LB-CH-42-25-T26-A	20.0-26.5	WR42	25	Dual Linear	1.6	FBP220	-
LB-CH-42-25-T26-C-SF					1.6	SMA-F	-
LB-CH-42-25-T26-C-KF					1.6	2.92mm(K)-F	-
LB-CH-42-25-T26-C-3.5F					1.6	3.5mm-F	-
LB-CH-34-15-A	22.0-33.0	WR34	15	Linear	1.25	FBP260	38.6×38.6×92.8
LB-CH-34-15-C-KF					1.4	2.92mm(K)-F	38.6×38.6×116.8
LB-CH-34-15-T02-A	22.0-33.0	WR34	15	Dual Linear	1.5	FBP260	38.6×38.6×105.5
LB-CH-34-15-T02-C-KF					1.6	2.92mm(K)-F	54.5×38.6×129.5
LB-CH-34-15-T06-A	22.0-29.0	WR34	15	Dual Linear	1.5	FBP260	38.6×38.6×111.9
LB-CH-34-15-T06-C-KF					1.6	2.92mm(K)-F	38.6×57.6×135.9
LB-CH-34-15-T16-A	23.8-31.2	WR34	15	Dual Linear	1.5	FBP260	38.6×38.6×111.9
LB-CH-34-15-T16-C-KF					1.6	2.92mm(K)-F	38.6×57.6×135.9
LB-CH-34-15-T26-A	25.0-33.0	WR34	15	Dual Linear	1.8	FBP260	38.6×38.6×111.9
LB-CH-34-15-T26-C-KF					1.8	2.92mm(K)-F	38.6×57.6×135.9
LB-CH-34-20-A	22.0-33.0	WR34	20	Linear	1.25	FBP260	60.2×60.2×140.9
LB-CH-34-20-C-KF					1.4	2.92mm(K)-F	60.2×60.2×164.9

Model	Freq.(GHz)	EIA WR	Gain Typ.	Pol.	VSWR Typ.	output	Size (mm)
LB-CH-34-20-T02-A	22.0-33.0	WR34	20	Dual Linear	1.5	FBP260	60.2×60.2×153.6
1.6					2.92mm(K)-F	65.3×60.2×177.6	
LB-CH-34-20-T06-A	22.0-29.0	WR34	20	Dual Linear	1.5	FBP260	60.2×60.2×160
1.6					2.92mm(K)-F	60.2×68.4×184	
LB-CH-34-20-T16-A	23.8-31.2	WR34	20	Dual Linear	1.5	FBP260	60.2×60.2×160
1.6					2.92mm(K)-F	60.2×68.4×184	
LB-CH-34-20-T26-A	25.0-33.0	WR34	20	Dual Linear	1.8	FBP260	60.2×60.2×160
1.8					2.92mm(K)-F	60.2×68.4×184	
LB-CH-34-25-A	22.0-33.0	WR34	25	Linear	1.25	FBP260	110×110×318.5
1.4					2.92mm(K)-F	110×110×342.5	
LB-CH-34-25-T02-A	22.0-33.0	WR34	25	Dual Linear	1.5	FBP260	110×110×331.2
1.6					2.92mm(K)-F	110×110×355.2	
LB-CH-34-25-T06-A	22.0-29.0	WR34	25	Dual Linear	1.5	FBP260	110×110×337.6
1.6					2.92mm(K)-F	110×110×361.6	
LB-CH-34-25-T16-A	23.8-31.2	WR34	25	Dual Linear	1.5	FBP260	110×110×337.6
1.6					2.92mm(K)-F	110×110×361.6	
LB-CH-34-25-T26-A	25.0-33.0	WR34	25	Dual Linear	1.8	FBP260	110×110×337.6
1.8					2.92mm(K)-F	110×110×361.6	
LB-CH-28-15-A	26.5-40.0	WR28	15	Linear	1.20	FBP320	31.7×31.7×72.6
1.4					2.92mm(K)-F	31.7×32×96.6	
1.4					2.4mm-F	31.7×32.9×96.6	
LB-CH-28-15-62-A	23.5-43.5	WR28	15	Linear	1.25	FBP320	34.2×34.2×75.6
LB-CH-28-15-62-C-KF	23.5-40.0				1.4	2.92mm(K)-F	34.2×34.2×99.6
LB-CH-28-15-62-C-2.4F	23.5-43.5				1.4	2.4mm-F	34.2×34.2×98.4
LB-CH-28-15-T02-A	26.5-40.0	WR28	15	Dual Linear	1.5	FBP320	31.7×38.1×89.1
LB-CH-28-15-T02-C-KF					1.5	2.92mm(K)-F	52.6×38.1×113.1
LB-CH-28-15-T02-C-2.4F					1.5	2.4mm-F	52.6×38.1×113.1
LB-CH-28-15-T06-A	30.0-40.0	WR28	15	Dual Linear	1.8	FBP320	31.7×31.7×91.55
LB-CH-28-15-T06-C-KF					1.8	2.92mm(K)-F	32×54.2×115.6
LB-CH-28-15-T06-C-2.4F					1.8	2.4mm-F	32.9×54.2×115.6
LB-CH-28-15-T16-A	28.5-38.0	WR28	15	Dual Linear	1.8	FBP320	31.7×31.7×91.55
LB-CH-28-15-T16-C-KF					1.8	2.92mm(K)-F	32×54.2×115.6
LB-CH-28-15-T16-C-2.4F					1.8	2.4mm-F	32.9×54.2×115.6
LB-CH-28-15-T26-A	26.0-35.0	WR28	15	Dual Linear	1.6	FBP320	31.7×31.7×93.55
LB-CH-28-15-T26-C-KF					1.6	2.92mm(K)-F	32×54.2×117.6
LB-CH-28-15-T26-C-2.4F					1.6	2.4mm-F	32.9×54.2×117.6

Model	Freq.(GHz)	EIA WR	Gain Typ.	Pol.	VSWR Typ.	output	Size (mm)
LB-CH-28-15-T62-A	23.5-43.5	WR28	15	Dual Linear	1.8	FBP320	34.2×38.1×113.7
LB-CH-28-15-T62-C-KF	23.5-40.0				1.8	2.92mm(K)-F	55.4×38.1×137.7
LB-CH-28-15-T62-C-2.4F	23.5-43.5				1.8	2.4mm-F	55.4×38.1×137.7
LB-CH-28-15-T63-A	23.0-44.0	WR28	15	Dual Linear	1.8	FBP320	31.4×34.2×101
LB-CH-28-15-T63-C-KF	23.0-40.0				1.8	2.92mm(K)-F	55.4×34.2×125
LB-CH-28-15-T63-C-2.4F	23.0-44.0				1.8	2.4mm-F	55.4×34.2×125
LB-CH-28-20-A	26.5-40.0	WR28	20	Linear	1.2	FBP320	49.1×49.1×111.6
LB-CH-28-20-C-KF					1.4	2.92mm(K)-F	49.1×49.1×135.6
LB-CH-28-20-C-2.4F					1.4	2.4mm-F	49.1×49.1×135.6
LB-CH-28-20-62-A	23.5-43.5	WR28	20	Linear	1.25	FBP320	49.4×49.4×111.6
LB-CH-28-20-62-C-KF	23.5-40.0				1.4	2.92mm(K)-F	49.4×49.4×135.6
LB-CH-28-20-62-C-2.4F	23.5-43.5				1.4	2.4mm-F	49.4×49.4×134.4
LB-CH-28-20-T02-A	26.5-40.0	WR28	20	Dual Linear	1.5	FBP320	49.1×49.1×128.1
LB-CH-28-20-T02-C-KF					1.5	2.92mm(K)-F	62.9×49.1×152.1
LB-CH-28-20-T02-C-2.4F					1.5	2.4mm-F	62.9×49.1×152.1
LB-CH-28-20-T06-A	30.0-40.0	WR28	20	Dual Linear	1.8	FBP320	49.1×49.1×130.6
LB-CH-28-20-T06-C-KF					1.8	2.92mm(K)-F	49.1×62.9×154.6
LB-CH-28-20-T06-C-2.4F					1.8	2.4mm-F	49.1×62.9×154.6
LB-CH-28-20-T16-A	28.5-38.0	WR28	20	Dual Linear	1.8	FBP320	49.1×49.1×130.6
LB-CH-28-20-T16-C-KF					1.8	2.92mm(K)-F	49.1×62.9×154.6
LB-CH-28-20-T16-C-2.4F					1.8	2.4mm-F	49.1×62.9×154.6
LB-CH-28-20-T26-A	26.0-35.0	WR28	20	Dual Linear	1.6	FBP320	49.1×49.1×132.6
LB-CH-28-20-T26-C-KF					1.6	2.92mm(K)-F	49.1×62.9×156.6
LB-CH-28-20-T26-C-2.4F					1.6	2.4mm-F	49.1×62.9×156.6
LB-CH-28-20-T62-A	23.5-43.5	WR28	20	Dual Linear	1.8	FBP320	49.4×49.4×149.7
LB-CH-28-20-T62-C-KF	23.5-40.0				1.8	2.92mm(K)-F	67×49.4×173.7
LB-CH-28-20-T62-C-2.4F	23.5-43.5				1.8	2.4mm-F	67×49.4×173.7
LB-CH-28-20-T64-A	22.5-45.0	WR28	20	Dual Linear	1.8	FBP320	54.3×54.3×207.6
LB-CH-28-20-T64-C-2.4F					2	2.4mm-F	64.3×54.3×230.5
LB-CH-28-20-T68-A	24.0-50.0	WR28	20	Dual Linear	2	FBP320	53.8×53.8×202.9
LB-CH-28-20-T68-C-2.4F					2	2.4mm-F	64.8×53.8×226.5
LB-CH-28-25-A	26.5-40.0	WR28	25	Linear	1.25	FBP320	89.3×89.3×255.6
LB-CH-28-25-C-KF					1.4	2.92mm(K)-F	89.3×89.3×279.6
LB-CH-28-25-C-2.4F					1.4	2.4mm-F	89.3×89.3×279.6
LB-CH-28-25-62-A	23.5-43.5	WR28	25	Linear	1.25	FBP320	-
LB-CH-28-25-62-C-KF	23.5-40.0				1.4	2.92mm(K)-F	-
LB-CH-28-25-62-C-2.4F	23.5-43.5				1.4	2.4mm-F	-

Model	Freq.(GHz)	EIA WR	Gain Typ.	Pol.	VSWR Typ.	output	Size (mm)
LB-CH-28-25-T02-A	26.5-40.0	WR28	25	Dual Linear	1.5	FBP320	89.3×89.3×278.5
LB-CH-28-25-T02-C-KF					1.5	2.92mm(K)-F	89.3×89.3×302.5
LB-CH-28-25-T02-C-2.4F					1.5	2.4mm-F	89.3×89.3×302.5
LB-CH-28-25-T06-A	30.0-40.0	WR28	25	Dual Linear	1.6	FBP320	89.3×89.3×274.6
LB-CH-28-25-T06-C-KF					1.6	2.92mm(K)-F	89.3×89.3×298.6
LB-CH-28-25-T06-C-2.4F					1.6	2.4mm-F	89.3×89.3×298.6
LB-CH-28-25-T16-A	28.5-38.0	WR28	25	Dual Linear	1.6	FBP320	89.3×89.3×274.6
LB-CH-28-25-T16-C-KF					1.6	2.92mm(K)-F	89.3×89.3×298.6
LB-CH-28-25-T16-C-2.4F					1.6	2.4mm-F	89.3×89.3×298.6
LB-CH-28-25-T26-A	26.0-35.0	WR28	25	Dual Linear	1.6	FBP320	89.3×89.3×276.6
LB-CH-28-25-T26-C-KF					1.6	2.92mm(K)-F	89.3×89.3×300.6
LB-CH-28-25-T26-C-2.4F					1.6	2.4mm-F	89.3×89.3×300.6
LB-CH-28-25-T62-A	23.5-43.5	WR28	25	Dual Linear	1.8	FBP320	-
LB-CH-28-25-T62-C-KF	23.5-40.0				1.8	2.92mm(K)-F	-
LB-CH-28-25-T62-C-2.4F	23.5-43.5				1.8	2.4mm-F	-
LB-CH-22-15-A	33.0-50.0	WR22	15	Linear	1.25	FUGP400	-
LB-CH-22-15-C-2.4F					1.5	2.4mm-F	-
LB-CH-22-15-T02-A	33.0-50.0	WR22	15	Dual Linear	1.6	FUGP400	-
LB-CH-22-15-T02-C-2.4F					1.8	2.4mm-F	-
LB-CH-22-15-T06-A	33.0-43.0	WR22	15	Dual Linear	1.8	FUGP400	-
LB-CH-22-15-T06-C-2.4F					1.8	2.4mm-F	-
LB-CH-22-15-T16-A	36.0-47.0	WR22	15	Dual Linear	1.8	FUGP400	-
LB-CH-22-15-T16-C-2.4F					1.8	2.4mm-F	-
LB-CH-22-15-T26-A	38.0-50.0	WR22	15	Dual Linear	1.8	FUGP400	-
LB-CH-22-15-T26-C-2.4F					1.8	2.4mm-F	-
LB-CH-22-20-A	33.0-50.0	WR22	20	Linear	1.25	FUGP400	-
LB-CH-22-20-C-2.4F					1.5	2.4mm-F	-
LB-CH-22-20-T02-A	33.0-50.0	WR22	20	Dual Linear	1.6	FUGP400	-
LB-CH-22-20-T02-C-2.4F					1.8	2.4mm-F	-
LB-CH-22-20-T06-A	33.0-43.0	WR22	20	Dual Linear	1.8	FUGP400	-
LB-CH-22-20-T06-C-2.4F					1.8	2.4mm-F	-
LB-CH-22-20-T16-A	36.0-47.0	WR22	20	Dual Linear	1.8	FUGP400	-
LB-CH-22-20-T16-C-2.4F					1.8	2.4mm-F	-
LB-CH-22-20-T26-A	38.0-50.0	WR22	20	Dual Linear	1.8	FUGP400	-
LB-CH-22-20-T26-C-2.4F					1.8	2.4mm-F	-
LB-CH-22-25-A	33.0-50.0	WR22	25	Linear	1.25	FUGP400	-
LB-CH-22-25-C-2.4F					1.5	2.4mm-F	-

Model	Freq.(GHz)	EIA WR	Gain Typ.	Pol.	VSWR Typ.	output	Size (mm)
LB-CH-22-25-T02-A	33.0-50.0	WR22	25	Dual Linear	1.6	FUGP400	-
LB-CH-22-25-T02-C-2.4F					1.8	2.4mm-F	-
LB-CH-22-25-T06-A	33.0-43.0	WR22	25	Dual Linear	1.8	FUGP400	-
LB-CH-22-25-T06-C-2.4F					1.8	2.4mm-F	-
LB-CH-22-25-T16-A	36.0-47.0	WR22	25	Dual Linear	1.8	FUGP400	-
LB-CH-22-25-T16-C-2.4F					1.8	2.4mm-F	-
LB-CH-22-25-T26-A	38.0-50.0	WR22	25	Dual Linear	1.8	FUGP400	-
LB-CH-22-25-T26-C-2.4F					1.8	2.4mm-F	-
LB-CH-19-15-A	40.0-60.0	WR19	15	Linear	1.25	FUGP500	-
LB-CH-19-15-C-2.4F	40.0-50.0				1.5	2.4mm-F	-
LB-CH-19-15-C-1.85F	40.0-60.0				1.5	1.85mm-F	-
LB-CH-19-15-T02-A	40.0-60.0	WR19	15	Dual Linear	1.6	FUGP500	-
LB-CH-19-15-T02-C-2.4F	40.0-50.0				1.8	2.4mm-F	-
LB-CH-19-15-T02-C-1.85F	40.0-60.0				1.8	1.85mm-F	-
LB-CH-19-20-A	40.0-60.0	WR19	20	Linear	1.25	FUGP500	-
LB-CH-19-20-C-2.4F	40.0-50.0				1.5	2.4mm-F	-
LB-CH-19-20-C-1.85F	40.0-60.0				1.5	1.85mm-F	-
LB-CH-19-20-T02-A	40.0-60.0	WR19	20	Dual Linear	1.6	FUGP500	-
LB-CH-19-20-T02-C-2.4F	40.0-50.0				1.6	2.4mm-F	-
LB-CH-19-20-T02-C-1.85F	40.0-60.0				1.6	1.85mm-F	-
LB-CH-19-25-A	40.0-60.0	WR19	25	Linear	1.25	FUGP500	-
LB-CH-19-25-C-2.4F	40.0-50.0				1.5	2.4mm-F	-
LB-CH-19-25-C-1.85F	40.0-60.0				1.5	1.85mm-F	-
LB-CH-19-25-T02-A	40.0-60.0	WR19	25	Dual Linear	1.6	FUGP500	-
LB-CH-19-25-T02-C-2.4F	40.0-50.0				1.6	2.4mm-F	-
LB-CH-19-25-T02-C-1.85F	40.0-60.0				1.6	1.85mm-F	-
LB-CH-15-15-A	50.0-75.0	WR15	15	Linear	1.25	FUGP620	19.1×19.1×47.2
LB-CH-15-15-C-1.85F	50.0-65.0				1.5	1.85mm-F	19.1×26.7×75.2
LB-CH-15-15-C-1.0F	50.0-75.0				1.5	1.0mm-F	19.1×25×72.6
LB-CH-15-15-T02-A	50.0-75.0	WR15	15	Dual Linear	1.5	FUGP620	20.3×20.3×83.7
LB-CH-15-15-T02-C-1.85F	50.0-65.0				1.8	1.85mm-F	47×27.3×111.7
LB-CH-15-15-T02-C-1.0F	50.0-75.0				1.8	1.0mm-F	44.4×25.6×109.1
LB-CH-15-15-T06-A	50.0-66.0	WR15	15	Dual Linear	1.5	FUGP620	20.3×20.3×82.7
LB-CH-15-15-T06-C-1.85F	50.0-65.0				2.0	1.85mm-F	20.3×48.3×110.7
LB-CH-15-15-T06-C-1.0F	50.0-66.0				2.0	1.0mm-F	20.3×45.7×108.1
LB-CH-15-15-T16-A	54.0-71.0	WR15	15	Dual Linear	1.5	FUGP620	20.3×20.3×82.7
LB-CH-15-15-T16-C-1.85F	54.0-65.0				2.0	1.85mm-F	20.3×48.3×110.7
LB-CH-15-15-T16-C-1.0F	54.0-71.0				2.0	1.0mm-F	20.3×45.7×108.1

Model	Freq.(GHz)	EIA WR	Gain Typ.	Pol.	VSWR Typ.	output	Size (mm)
LB-CH-15-15-T26-A	58.0-75.0	WR15	15	Dual Linear	1.5	FUGP620	20.3×20.3×82.7
LB-CH-15-15-T26-C-1.85F	58.0-65.0				2.0	1.85mm-F	20.3×48.3×110.7
LB-CH-15-15-T26-C-1.0F	58.0-75.0				2.0	1.0mm-F	20.3×45.7×108.1
LB-CH-15-20-A	50.0-75.0	WR15	20	Linear	1.25	FUGP620	26.5×26.5×68
LB-CH-15-20-C-1.85F	50.0-65.0				1.5	1.85mm-F	26.5×30.4×96
LB-CH-15-20-C-1.0F	50.0-75.0				1.5	1.0mm-F	26.5×28.7×93.4
LB-CH-15-20-T02-A	50.0-75.0	WR15	20	Dual Linear	1.5	FUGP620	26.5×26.5×104.5
LB-CH-15-20-T02-C-1.85F	50.0-65.0				1.8	1.85mm-F	50×30.4×132.5
LB-CH-15-20-T02-C-1.0F	50.0-75.0				1.8	1.0mm-F	47.5×28.7×129.9
LB-CH-15-20-T06-A	50.0-66.0	WR15	20	Dual Linear	1.5	FUGP620	26.5×26.5×103.5
LB-CH-15-20-T06-C-1.85F	50.0-65.0				2.0	1.85mm-F	26.5×51.4×131.5
LB-CH-15-20-T06-C-1.0F	50.0-66.0				2.0	1.0mm-F	26.5×48.8×128.9
LB-CH-15-20-T16-A	54.0-71.0	WR15	20	Dual Linear	1.5	FUGP620	26.5×26.5×103.5
LB-CH-15-20-T16-C-1.85F	54.0-65.0				2.0	1.85mm-F	26.5×51.4×131.5
LB-CH-15-20-T16-C-1.0F	54.0-71.0				2.0	1.0mm-F	26.5×48.8×128.9
LB-CH-15-20-T26-A	58.0-75.0	WR15	20	Dual Linear	1.5	FUGP620	26.5×26.5×103.5
LB-CH-15-20-T26-C-1.85F	58.0-65.0				2.0	1.85mm-F	26.5×51.4×131.5
LB-CH-15-20-T26-C-1.0F	58.0-75.0				2.0	1.0mm-F	26.5×48.8×128.9
LB-CH-15-25-A	50.0-75.0	WR15	25	Linear	1.15	FUGP620	45.3×45.3×144.8
LB-CH-15-25-C-1.85F	50.0-65.0				1.5	1.85mm-F	45.3×45.3×172.8
LB-CH-15-25-C-1.0F	50.0-75.0				1.5	1.0mm-F	45.3×45.3×170.2
LB-CH-15-25-16A-A	59.0-67.0	WR15	25	Linear	1.25	FUGP620	42.3×42.3×119.2
LB-CH-15-25-R16A-A	59.0-67.0			RHCP	1.25	FUGP620	42.3×42.3×119.2
LB-CH-15-25-L16A-A	59.0-67.0			LHCP	1.25	FUGP620	42.3×42.3×119.2
LB-CH-15-25-T02-A	50.0-75.0	WR15	25	Dual Linear	1.15	FUGP620	45.3×45.3×181.3
LB-CH-15-25-T02-C-1.85F	50.0-65.0				1.5	1.85mm-F	59.5×45.3×209.3
LB-CH-15-25-T02-C-1.0F	50.0-75.0				1.5	1.0mm-F	56.9×45.3×206.7
LB-CH-15-25-T06-A	50.0-66.0	WR15	25	Dual Linear	1.15	FUGP620	45.3×45.3×180.3
LB-CH-15-25-T06-C-1.85F	50.0-65.0				1.5	1.85mm-F	45.3×60.8×208.3
LB-CH-15-25-T06-C-1.0F	50.0-66.0				1.5	1.0mm-F	45.3×58.2×205.7
LB-CH-15-25-T16-A	54.0-71.0	WR15	25	Dual Linear	1.15	FUGP620	45.3×45.3×180.3
LB-CH-15-25-T16-C-1.85F	54.0-65.0				1.5	1.85mm-F	45.3×60.8×208.3
LB-CH-15-25-T16-C-1.0F	54.0-71.0				1.5	1.0mm-F	45.3×58.2×205.7
LB-CH-15-25-T26-A	58.0-75.0	WR15	25	Dual Linear	1.15	FUGP620	45.3×45.3×180.3
LB-CH-15-25-T26-C-1.85F	58.0-65.0				1.5	1.85mm-F	45.3×60.8×208.3
LB-CH-15-25-T26-C-1.0F	58.0-75.0				1.5	1.0mm-F	45.3×58.2×205.7
LB-CH-12-15-A	60.0-90.0	WR12	15	Linear	1.3	FUGP740	-
LB-CH-12-15-C-1.0F					1.6	1.0mm-F	-
LB-CH-12-15-T02-A	60.0-90.0	WR12	15	Dual Linear	1.6	FUGP740	-
LB-CH-12-15-T02-C-1.0F					1.8	1.0mm-F	-

Model	Freq.(GHz)	EIA WR	Gain Typ.	Pol.	VSWR Typ.	output	Size (mm)
LB-CH-12-15-T06-A	60.0-80.0	WR12	15	Dual Linear	1.8	FUGP740	-
LB-CH-12-15-T06-C-1.0F					1.8	1.0mm-F	-
LB-CH-12-15-T16-A	64.0-86.0	WR12	15	Dual Linear	1.8	FUGP740	-
LB-CH-12-15-T16-C-1.0F					1.8	1.0mm-F	-
LB-CH-12-15-T26-A	68.0-90.0	WR12	15	Dual Linear	1.8	FUGP740	-
LB-CH-12-15-T26-C-1.0F					1.8	1.0mm-F	-
LB-CH-12-20-A	60.0-90.0	WR12	20	Linear	1.3	FUGP740	22×22×59.3
LB-CH-12-20-C-1.0F					1.6	1.0mm-F	22×26.4×84.7
LB-CH-12-20-T02-A	60.0-90.0	WR12	20	Dual Linear	1.6	FUGP740	22×22×101.2
LB-CH-12-20-T02-C-1.0F					1.8	1.0mm-F	45.4×26.4×126.6
LB-CH-12-20-T06-A	60.0-80.0	WR12	20	Dual Linear	1.8	FUGP740	-
LB-CH-12-20-T06-C-1.0F					1.8	1.0mm-F	-
LB-CH-12-20-T16-A	64.0-86.0	WR12	20	Dual Linear	1.8	FUGP740	-
LB-CH-12-20-T16-C-1.0F					1.8	1.0mm-F	-
LB-CH-12-20-T26-A	68.0-90.0	WR12	20	Dual Linear	1.8	FUGP740	-
LB-CH-12-20-T26-C-1.0F					1.8	1.0mm-F	-
LB-CH-12-25-A	60.0-90.0	WR12	25	Linear	1.3	FUGP740	-
LB-CH-12-25-C-1.0F					1.6	1.0mm-F	-
LB-CH-12-25-T02-A	60.0-90.0	WR12	25	Dual Linear	1.6	FUGP740	-
LB-CH-12-25-T02-C-1.0F					1.8	1.0mm-F	-
LB-CH-12-25-T06-A	60.0-80.0	WR12	25	Dual Linear	1.8	FUGP740	-
LB-CH-12-25-T06-C-1.0F					1.8	1.0mm-F	-
LB-CH-12-25-T16-A	64.0-86.0	WR12	25	Dual Linear	1.8	FUGP740	-
LB-CH-12-25-T16-C-1.0F					1.8	1.0mm-F	-
LB-CH-12-25-T26-A	68.0-90.0	WR12	25	Dual Linear	1.8	FUGP740	-
LB-CH-12-25-T26-C-1.0F					1.8	1.0mm-F	-
LB-CH-10-15-A	75.0-110.0	WR10	15	Linear	1.3	FUGP900	-
LB-CH-10-15-C-1.0F					1.6	1.0mm-F	-
LB-CH-10-15-T02-A	75.0-110.0	WR10	15	Dual Linear	1.6	FUGP900	-
LB-CH-10-15-T02-C-1.0F					1.8	1.0mm-F	-
LB-CH-10-15-T06-A	75.0-99.0	WR10	15	Dual Linear	1.8	FUGP900	-
LB-CH-10-15-T06-C-1.0F					1.8	1.0mm-F	-
LB-CH-10-15-T16-A	80.0-105.0	WR10	15	Dual Linear	1.8	FUGP900	-
LB-CH-10-15-T16-C-1.0F					1.8	1.0mm-F	-
LB-CH-10-15-T26-A	83.0-110.0	WR10	15	Dual Linear	1.8	FUGP900	-
LB-CH-10-15-T26-C-1.0F					1.8	1.0mm-F	-
LB-CH-10-20-A	75.0-110.0	WR10	20	Linear	1.3	FUGP900	-
LB-CH-10-20-C-1.0F					1.6	1.0mm-F	-

Model	Freq.(GHz)	EIA WR	Gain Typ.	Pol.	VSWR Typ.	output	Size (mm)
LB-CH-10-20-T02-A	75.0-110.0	WR10	20	Dual Linear	1.6	FUGP900	-
LB-CH-10-20-T02-C-1.0F					1.8	1.0mm-F	-
LB-CH-10-20-T06-A	75.0-99.0	WR10	20	Dual Linear	1.8	FUGP900	-
LB-CH-10-20-T06-C-1.0F					1.8	1.0mm-F	-
LB-CH-10-20-T16-A	80.0-105.0	WR10	20	Dual Linear	1.8	FUGP900	-
LB-CH-10-20-T16-C-1.0F					1.8	1.0mm-F	-
LB-CH-10-20-T26-A	83.0-110.0	WR10	20	Dual Linear	1.8	FUGP900	-
LB-CH-10-20-T26-C-1.0F					1.8	1.0mm-F	-
LB-CH-10-25-A	75.0-110.0	WR10	25	Linear	1.3	FUGP900	-
LB-CH-10-25-C-1.0F					1.6	1.0mm-F	-
LB-CH-10-25-T02-A	75.0-110.0	WR10	25	Dual Linear	1.6	FUGP900	-
LB-CH-10-25-T02-C-1.0F					1.8	1.0mm-F	-
LB-CH-10-25-T06-A	75.0-99.0	WR10	25	Dual Linear	1.8	FUGP900	-
LB-CH-10-25-T06-C-1.0F					1.8	1.0mm-F	-
LB-CH-10-25-T16-A	80.0-105.0	WR10	25	Dual Linear	1.8	FUGP900	-
LB-CH-10-25-T16-C-1.0F					1.8	1.0mm-F	-
LB-CH-10-25-T26-A	83.0-110.0	WR10	25	Dual Linear	1.8	FUGP900	-
LB-CH-10-25-T26-C-1.0F					1.8	1.0mm-F	-

Corrugated Feed Horn Antenna

Include the following Types Corrugated Feed Horn Antennas:

1. Corrugated Feed Horn Antennas with Waveguide and Coaxial Interface (Table 1)
2. Corrugated Feed Horn Antennas with Waveguide and Coaxial Interface, Equipped with Absorber (Table 2)
3. Corrugated Feed Horn Antennas with Waveguide and Coaxial Interface, Dual Linear Polarization (Table 3)
4. Corrugated Feed Horn Antennas with Waveguide and Coaxial Interface, Dual Linear Polarization, Equipped with Absorber (Table 4)

LB-ACH series corrugated feed horn antennas are axially corrugated aperture design horn. Those corrugated feed horn antennas have features like: rotationally symmetric radiation pattern, low cross polarization and stable amplitude taper within operating frequency. There are four kinds of polarization options: Linear, Circular(RHCP/LHCP), Dual Linear and Dual Circular for LB-ACH series feed horn antenna. A-INFO's corrugated feed horn antennas can cover from 0.75GHz to 220GHz frequency range. Those feed horn antennas are precisely fabricated to minimize the tolerance of aperture corrugated groove and are ideally suited for Compact Antenna Test Range(CATR), Reflector antennas and other applications. All feed horn antennas have an option of integration with absorber for better gain flatness and radiation pattern.

Model Information	Example Part Number: LB-ACH -90 -10 -T06 -C -SF -A1
Product Code	
Waveguide Size: WR975 to WR5 EIA WR Size	
Gain in dB, Standard gain is 10dB	
Polarization options, For Circular and Dual Pol. modules. Leave blank for Linear Polarization modules.	
Figure Type: -A: Waveguide Output -C: Coaxial Output. Connector type below needs to be specified	
Figure C Connector Type Option: 7/16F=7/16 DIN Female NF=N Type-Female; NM=N Type-Male; SF=SMA-Female; SM=SMA-Male; 3.5F=3.5mm-Female; 3.5M=3.5mm-Male; KF=2.92mm-Female; KM=2.92mm-Male; 2.4F=2.4mm-Female; 2.4M=2.4mm-Male; 1.85F=1.85mm-Female; 1.85M=1.85mm-Male; 1.0F=1.0mm-Female; 1.0M=1.0mm-Male	
Option for Absorber A1 : Standard Absorber	

Calibration Option

Far Field Calibration Data with Extra Fee

Feed Horn Antenna Accessories

1. Mounting Bracket
2. Tripod
3. Radome
4. Carrying Case

1. Corrugated Feed Horn Antennas with Waveguide and Coaxial Interface



A Type, WG Output:



C Type, Coaxial Output:




Model	Freq.(GHz)	EIA WG	Gain Typ.	Pol.	VSWR Typ.	output	Size (mm)
LB-ACH-975-10-A	0.75-1.12	WR975	10	Linear	1.3	FDP9	-
LB-ACH-975-10-C-NF					1.6	N-F	-
LB-ACH-975-10-C-SF					1.6	SMA-F	-
LB-ACH-975-10-C-7/16F					1.6	7/16DIN-F	-
LB-ACH-770-10-A	0.96-1.45	WR770	10	Linear	1.3	FDP12	-
LB-ACH-770-10-C-NF					1.6	N-F	-
LB-ACH-770-10-C-SF					1.6	SMA-F	-
LB-ACH-770-10-C-7/16F					1.6	7/16 DIN-F	-
LB-ACH-650-10-A	1.12-1.7	WR650	10	Linear	1.3	FDP14	-
LB-ACH-650-10-C-NF					1.6	N-F	-
LB-ACH-650-10-C-SF					1.6	SMA-F	-
LB-ACH-650-10-C-7/16F					1.6	7/16 DIN-F	-
LB-ACH-510-10-A	1.45-2.2	WR510	10	Linear	1.3	FDP18	-
LB-ACH-510-10-C-NF					1.6	N-F	-
LB-ACH-510-10-C-SF					1.6	SMA-F	-
LB-ACH-510-10-C-7/16F					1.6	7/16 DIN-F	-
LB-ACH-430-10-A	1.7-2.6	WR430	10	Linear	1.3	FDP22	-
LB-ACH-430-10-C-NF					1.6	N-F	-
LB-ACH-430-10-C-SF					1.6	SMA-F	-
LB-ACH-430-10-C-7/16F					1.6	7/16 DIN-F	-

Model	Freq.(GHz)	EIA WG	Gain Typ.	Pol.	VSWR Typ.	output	Size (mm)
LB-ACH-340-10-A	2.2-3.3	WR340	10	Linear	1.3	FDP26	-
LB-ACH-340-10-C-NF					1.6	N-F	-
LB-ACH-340-10-C-SF					1.6	SMA-F	-
LB-ACH-340-10-C-7/16F					1.6	7/16 DIN-F	-
LB-ACH-284-10-A	2.6-3.95	WR284	10	Linear	1.3	FDP32	-
LB-ACH-284-10-C-NF					1.6	N-F	-
LB-ACH-284-10-C-SF					1.6	SMA-F	-
LB-ACH-284-10-C-7/16F					1.6	7/16 DIN-F	-
LB-ACH-229-10-A	3.3-4.9	WR229	10	Linear	1.3	FDP40	-
LB-ACH-229-10-C-NF					1.6	N-F	-
LB-ACH-229-10-C-SF					1.6	SMA-F	-
LB-ACH-229-10-C-TF					1.6	TNC-F	-
LB-ACH-229-10-C-7					1.6	7mm	-
LB-ACH-229-10-C-3.5F					1.6	3.5mm-F	-
LB-ACH-187-10-A	3.95-5.85	WR187	10	Linear	1.3	FDP48	-
LB-ACH-187-10-C-NF					1.6	N-F	-
LB-ACH-187-10-C-SF					1.6	SMA-F	-
LB-ACH-187-10-C-TF					1.6	TNC-F	-
LB-ACH-187-10-C-7					1.6	7mm	-
LB-ACH-187-10-C-3.5F					1.6	3.5mm-F	-
LB-ACH-159-10-A	4.9-7.05	WR159	10	Linear	1.3	FDP58	-
LB-ACH-159-10-C-NF					1.6	N-F	-
LB-ACH-159-10-C-SF					1.6	SMA-F	-
LB-ACH-159-10-C-TF					1.6	TNC-F	-
LB-ACH-159-10-C-7					1.6	7mm	-
LB-ACH-159-10-C-3.5F					1.6	3.5mm-F	-
LB-ACH-137-10-A	5.85-8.2	WR137	10	Linear	1.3	FDP70	-
LB-ACH-137-10-C-NF					1.6	N-F	-
LB-ACH-137-10-C-SF					1.6	SMA-F	-
LB-ACH-137-10-C-TF					1.6	TNC-F	-
LB-ACH-137-10-C-7					1.6	7mm	-
LB-ACH-137-10-C-3.5F					1.6	3.5mm-F	-
LB-ACH-112-10-A	7.05-10.0	WR112	10	Linear	1.3	FBP84	-
LB-ACH-112-10-C-NF					1.6	N-F	-
LB-ACH-112-10-C-SF					1.6	SMA-F	-
LB-ACH-112-10-C-TF					1.6	TNC-F	-
LB-ACH-112-10-C-7					1.6	7mm	-
LB-ACH-112-10-C-3.5F					1.6	3.5mm-F	-

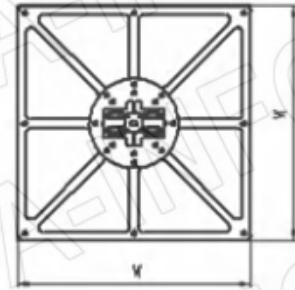
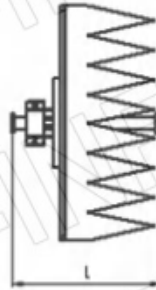
Model	Freq.(GHz)	EIA WG	Gain Typ.	Pol.	VSWR Typ.	output	Size (mm)
LB-ACH-90-10-A	8.2-12.4	WR90	10	Linear	1.2	FBP100	61.6×61.6×220.2
LB-ACH-90-10-C-SF					1.4	SMA-F	61.6×61.6×258.2
LB-ACH-90-10-C-NF					1.4	N-F	61.6×61.6×258.2
LB-ACH-90-10-C-TF					1.4	TNC-F	61.6×61.6×258.2
LB-ACH-90-10-C-7					1.4	7mm	61.6×61.6×258.2
LB-ACH-90-10-C-3.5F					1.4	3.5mm-F	61.6×61.6×258.2
LB-ACH-75-10-A	10.0-15.0	WR75	10	Linear	1.3	FBP120	-
LB-ACH-75-10-C-SF					1.6	SMA-F	-
LB-ACH-75-10-C-NF					1.6	N-F	-
LB-ACH-75-10-C-TF					1.6	TNC-F	-
LB-ACH-75-10-C-7					1.6	7mm	-
LB-ACH-75-10-C-3.5F					1.6	3.5mm-F	-
LB-ACH-62-10-A	12.4-18.0	WR62	10	Linear	1.2	FBP140	39.2×39.2×183.2
LB-ACH-62-10-C-SF					1.4	SMA-F	39.2×39.2×210.2
LB-ACH-62-10-C-NF					1.4	N-F	39.2×39.2×210.2
LB-ACH-62-10-C-TF					1.4	TNC-F	39.2×39.2×210.2
LB-ACH-62-10-C-7					1.4	7mm	39.2×39.2×210.2
LB-ACH-62-10-C-3.5F					1.4	3.5mm-F	39.2×39.2×210.2
LB-ACH-51-10-A	15.0-22.0	WR51	10	Linear	1.4	FBP180	-
LB-ACH-51-10-C-SF					1.8	SMA-F	-
LB-ACH-51-10-C-3.5F					1.8	3.5mm-F	-
LB-ACH-42-10-A	18.0-26.5.0	WR42	10	Linear	1.2	FBP220	22.4 x 22.4 x 170.2
LB-ACH-42-10-C-SF					1.4	SMA-F	22.4 x 27.8 x 205.2
LB-ACH-42-10-C-KF					1.4	2.92mm(K)-F	22.4 x 27.8 x 205.2
LB-ACH-42-10-C-3.5F					1.4	3.5mm-F	22.4 x 27.8 x 205.2
LB-ACH-34-10-A	22.0-33.0	WR34	10	Linear	1.2	FBP260	23.3×24×170.1
LB-ACH-34-10-C-KF					1.4	2.92mm(K)-F	23.3×27.7×194.1
LB-ACH-28-10-A	26.5-40.0	WR28	10	Linear	1.4	FBP320	28.6×28.6×109.6
LB-ACH-28-10-C-KF					1.8	2.92mm(K)-F	28.6×30.5×133.6
LB-ACH-28-10-C-2.4F					1.8	2.4mm-F	28.6×31.6×133.6
LB-ACH-28-10-62-A	23.5-43.5	WR28	10	Linear	1.4	FBP320	28.6×28.6×109.6
LB-ACH-28-10-62-C-KF	23.5-40.0				1.6	2.92mm(K)-F	28.6×30.5×133.6
LB-ACH-28-10-62-C-2.4F	23.5-43.5				1.6	2.4mm-F	28.6×31.4×133.6
LB-ACH-22-10-A	33.0-50.0	WR22	10	Linear	1.5	FUGP400	28.6×28.6×109.6
LB-ACH-22-10-C-2.4F					2	2.4mm-F	28.6×31.4×133.6
LB-ACH-19-10-A	40.0-60.0	WR19	10	Linear	1.5	FUGP500	28.6×28.6×109.5
LB-ACH-19-10-C-2.4F	40.0-50.0				2	2.4mm-F	28.6×31.9×134.5
LB-ACH-19-10-C-1.85F	40.0-60.0				2	1.85mm-F	28.6×31.3×135.5

Model	Freq.(GHz)	EIA WG	Gain Typ.	Pol.	VSWR Typ.	output	Size (mm)
LB-ACH-15-10-A	50.0-75.0	WR15	10	Linear	1.25	FUGP620	19.1×19.1×99.3
LB-ACH-15-10-C-1.85F	50.0-65.0				1.5	1.85mm-F	19.1×19.1×127.3
LB-ACH-15-10-C-1.0F	50.0-75.0				1.5	1.0mm-F	19.1×19.1×127.3
LB-ACH-12-10-A	60.0-90.0	WR12	10	Linear	1.2	FUGP740	19.1×19.1×99.2
LB-ACH-12-10-C-1.0F	60.0-90.0				1.4	1.0mm-F	19.1×25×124.6
LB-ACH-10-10-A	75.0-110.0	WR10	10	Linear	1.2	FUGP900	19.1×19.1×99.2
LB-ACH-10-10-C-1.0F	75.0-110.0				1.4	1.0mm-F	19.1×25×124.6
LB-ACH-8-10-A	90.0-140.0	WR8	10	Linear	1.6	UG-387/U-M	-
LB-ACH-6-10-A	110.0-170.0	WR6	10	Linear	1.6	UG-387/U-M	-
LB-ACH-5-10-A	140.0-220.0	WR5	10	Linear	1.6	UG-387/U-M	-

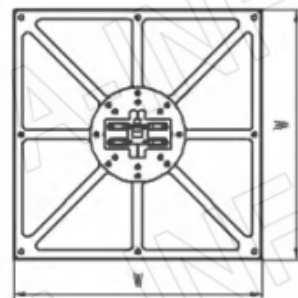
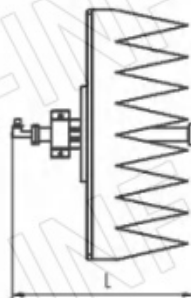
2. Corrugated Feed Horn Antennas with Waveguide and Coaxial Interface, Equipped with Absorber



A Type, WG Output:



C Type, Coaxial Output:



Model	Freq.(GHz)	EIA WG	Gain Typ.	Pol.	VSWR Typ.	output	Size (mm)
LB-ACH-975-10-A-A1	0.75-1.12	WR975	10	Linear	1.3	FDP9	-
LB-ACH-975-10-C-NF-A1					1.6	N-F	-
LB-ACH-975-10-C-SF-A1					1.6	SMA-F	-
LB-ACH-975-10-C-7/16F-A1					1.6	7/16DIN-F	-
LB-ACH-770-10-A-A1	0.96-1.45	WR770	10	Linear	1.3	FDP12	-
LB-ACH-770-10-C-NF-A1					1.6	N-F	-
LB-ACH-770-10-C-SF-A1					1.6	SMA-F	-
LB-ACH-770-10-C-7/16F-A1					1.6	7/16DIN-F	-
LB-ACH-650-10-A-A1	1.12-1.7	WR650	10	Linear	1.3	FDP14	-
LB-ACH-650-10-C-NF-A1					1.6	N-F	-
LB-ACH-650-10-C-SF-A1					1.6	SMA-F	-
LB-ACH-650-10-C-7/16F-A1					1.6	7/16DIN-F	-
LB-ACH-510-10-A-A1	1.45-2.2	WR510	10	Linear	1.3	FDP18	-
LB-ACH-510-10-C-NF-A1					1.6	N-F	-
LB-ACH-510-10-C-SF-A1					1.6	SMA-F	-
LB-ACH-510-10-C-7/16F-A1					1.6	7/16DIN-F	-
LB-ACH-430-10-A-A1	1.7-2.6	WR430	10	Linear	1.3	FDP22	-
LB-ACH-430-10-C-NF-A1					1.6	N-F	-
LB-ACH-430-10-C-SF-A1					1.6	SMA-F	-
LB-ACH-430-10-C-7/16F-A1					1.6	7/16DIN-F	-

Model	Freq.(GHz)	EIA WG	Gain Typ.	Pol.	VSWR Typ.	output	Size (mm)
LB-ACH-340-10-A-A1	2.2-3.3	WR340	10	Linear	1.3	FDP26	-
LB-ACH-340-10-C-NF-A1					1.6	N-F	-
LB-ACH-340-10-C-SF-A1					1.6	SMA-F	-
LB-ACH-340-10-C-7/16F-A1					1.6	7/16DIN-F	-
LB-ACH-284-10-A-A1	2.6-3.95	WR284	10	Linear	1.3	FDP32	-
LB-ACH-284-10-C-NF-A1					1.6	N-F	-
LB-ACH-284-10-C-SF-A1					1.6	SMA-F	-
LB-ACH-284-10-C-7/16F-A1					1.6	7/16DIN-F	-
LB-ACH-229-10-A-A1	3.3-4.9	WR229	10	Linear	1.3	FDP40	-
LB-ACH-229-10-C-NF-A1					1.6	N-F	-
LB-ACH-229-10-C-SF-A1					1.6	SMA-F	-
LB-ACH-229-10-C-TF-A1					1.6	TNC-F	-
LB-ACH-229-10-C-7-A1					1.6	7mm	-
LB-ACH-229-10-C-3.5F-A1					1.6	3.5mm-F	-
LB-ACH-187-10-A-A1	3.95-5.85	WR187	10	Linear	1.3	FDP48	-
LB-ACH-187-10-C-NF-A1					1.6	N-F	-
LB-ACH-187-10-C-SF-A1					1.6	SMA-F	-
LB-ACH-187-10-C-TF-A1					1.6	TNC-F	-
LB-ACH-187-10-C-7-A1					1.6	7mm	-
LB-ACH-187-10-C-3.5F-A1					1.6	3.5mm-F	-
LB-ACH-159-10-A-A1	4.9-7.05	WR159	10	Linear	1.3	FDP58	-
LB-ACH-159-10-C-NF-A1					1.6	N-F	-
LB-ACH-159-10-C-SF-A1					1.6	SMA-F	-
LB-ACH-159-10-C-TF-A1					1.6	TNC-F	-
LB-ACH-159-10-C-7-A1					1.6	7mm	-
LB-ACH-159-10-C-3.5F-A1					1.6	3.5mm-F	-
LB-ACH-137-10-A-A1	5.85-8.2	WR137	10	Linear	1.3	FDP70	-
LB-ACH-137-10-C-NF-A1					1.6	N-F	-
LB-ACH-137-10-C-SF-A1					1.6	SMA-F	-
LB-ACH-137-10-C-TF-A1					1.6	TNC-F	-
LB-ACH-137-10-C-7-A1					1.6	7mm	-
LB-ACH-137-10-C-3.5F-A1					1.6	3.5mm-F	-
LB-ACH-112-10-A-A1	7.05-10.0	WR112	10	Linear	1.3	FBP84	-
LB-ACH-112-10-C-NF-A1					1.6	N-F	-
LB-ACH-112-10-C-SF-A1					1.6	SMA-F	-
LB-ACH-112-10-C-TF-A1					1.6	TNC-F	-
LB-ACH-112-10-C-7-A1					1.6	7mm	-
LB-ACH-112-10-C-3.5F-A1					1.6	3.5mm-F	-

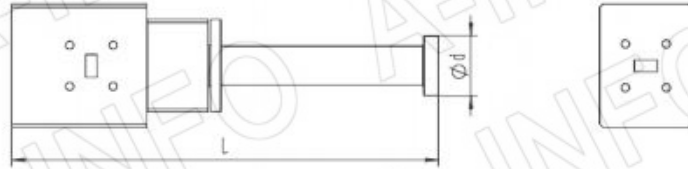
Model	Freq.(GHz)	EIA WG	Gain Typ.	Pol.	VSWR Typ.	output	Size (mm)
LB-ACH-90-10-A-A1	8.2-12.4	WR90	10	Linear	1.2	FBP100	266.4×266.4×220.2
LB-ACH-90-10-C-SF-A1					1.4	SMA-F	266.4×266.4×258.2
LB-ACH-90-10-C-NF-A1					1.4	N-F	266.4×266.4×258.2
LB-ACH-90-10-C-TF-A1					1.4	TNC-F	266.4×266.4×258.2
LB-ACH-90-10-C-7-A1					1.4	7mm	266.4×266.4×258.2
LB-ACH-90-10-C-3.5F-A1					1.4	3.5mm-F	266.4×266.4×258.2
LB-ACH-75-10-A-A1	10.0-15.0	WR75	10	Linear	1.3	FBP120	-
LB-ACH-75-10-C-SF-A1					1.6	SMA-F	-
LB-ACH-75-10-C-NF-A1					1.6	N-F	-
LB-ACH-75-10-C-TF-A1					1.6	TNC-F	-
LB-ACH-75-10-C-7-A1					1.6	7mm	-
LB-ACH-75-10-C-3.5F-A1					1.6	3.5mm-F	-
LB-ACH-62-10-A-A1	12.4-18.0	WR62	10	Linear	1.2	FBP140	266.4×266.4×183.2
LB-ACH-62-10-C-SF-A1					1.4	SMA-F	266.4×266.4×210.2
LB-ACH-62-10-C-NF-A1					1.4	N-F	266.4×266.4×210.2
LB-ACH-62-10-C-TF-A1					1.4	TNC-F	266.4×266.4×210.2
LB-ACH-62-10-C-7-A1					1.4	7mm	266.4×266.4×210.2
LB-ACH-62-10-C-3.5F-A1					1.4	3.5mm-F	266.4×266.4×210.2
LB-ACH-51-10-A-A1	15.0-22.0	WR51	10	Linear	1.4	FBP180	-
LB-ACH-51-10-C-SF-A1					1.8	SMA-F	-
LB-ACH-51-10-C-3.5F-A1					1.8	3.5mm-F	-
LB-ACH-42-10-A-A1	18.0-26.5	WR42	10	Linear	1.4	FBP220	-
LB-ACH-42-10-C-SF-A1					1.8	SMA-F	-
LB-ACH-42-10-C-KF-A1					1.8	2.92mm(K)-F	-
LB-ACH-42-10-C-3.5F-A1					1.8	3.5mm-F	-
LB-ACH-34-10-A-A1	22.0-33.0	WR34	10	Linear	1.4	FBP260	266.4×266.4×170.1
LB-ACH-34-10-C-KF-A1					1.8	2.92mm(K)-F	266.4×266.4×194.1
LB-ACH-28-10-A-A1	26.5-40.0	WR28	10	Linear	1.4	FBP320	259×259×109.6
LB-ACH-28-10-C-KF-A1					1.8	2.92mm(K)-F	259×259×133.6
LB-ACH-28-10-C-2.4F-A1					1.8	2.4mm-F	259×259×133.6
LB-ACH-28-10-62-A-A1	23.5-43.5	WR28	10	Linear	1.4	FBP320	259×259×109.6
LB-ACH-28-10-62-C-KF-A1	23.5-40.0				1.8	2.92mm(K)-F	259×259×133.2
LB-ACH-28-10-62-C-2.4F-A1	23.5-43.5				1.8	2.4mm-F	259×259×133.2
LB-ACH-22-10-A-A1	33.0-50.0	WR22	10	Linear	1.5	FUGP400	259×259×109.6
LB-ACH-22-10-C-2.4F-A1					2	2.4mm-F	259×259×133.6
LB-ACH-19-10-A-A1	40.0-60.0	WR19	10	Linear	1.5	FUGP500	259×259×109.5
LB-ACH-19-10-C-2.4F-A1	40.0-50.0				2	2.4mm-F	259×259×134.5
LB-ACH-19-10-C-1.85F-A1	40.0-60.0				2	1.85mm-F	259×259×135.5

Model	Freq.(GHz)	EIA WG	Gain Typ.	Pol.	VSWR Typ.	output	Size (mm)
LB-ACH-15-10-A-A1	50.0-75.0	WR15	10	Linear	1.5	FUGP620	259×259×99.5
LB-ACH-15-10-C-1.85F-A1	50.0-65.0				2	1.85mm-F	259×259×127.3
LB-ACH-15-10-C-1.0F-A1	50.0-75.0				2	1.0mm-F	259×259×124.7
LB-ACH-12-10-A-A1	60.0-90.0	WR12	10	Linear	1.2	FUGP740	-
LB-ACH-12-10-C-1.0F-A1					1.4	1.0mm-F	-
LB-ACH-10-10-A-A1	75.0-110.0	WR10	10	Linear	1.2	FUGP900	-
LB-ACH-10-10-C-1.0F-A1					1.4	1.0mm-F	-
LB-ACH-8-10-A-A1	90.0-140.0	WR8	10	Linear	1.6	UG-387/U-M	-
LB-ACH-6-10-A-A1	110.0-170.0	WR6	10	Linear	1.6	UG-387/U-M	-
LB-ACH-5-10-A-A1	140.0-220.0	WR5	10	Linear	1.6	UG-387/U-M	-

3. Corrugated Feed Horn Antennas with Waveguide and Coaxial Interface, Dual Linear Polarization



A Type, WG Output:



C Type, Coaxial Output:




Model	Freq.(GHz)	EIA WG	Gain Typ.	Pol.	VSWR Typ.	output	Size (mm)
LB-ACH-159-10-T02-A	4.9-7.05	WR159	10	Dual Linear	1.3	FDP58	102×120.7×445.8
LB-ACH-159-10-T02-C-NF					1.5	N-F	136.9×120.7×495.8
LB-ACH-159-10-T02-C-SF					1.5	SMA-F	136.9×120.7×495.8
LB-ACH-159-10-T02-C-TF					1.5	TNC-F	136.9×120.7×495.8
LB-ACH-159-10-T02-C-7					1.5	7mm	136.9×120.7×495.8
LB-ACH-159-10-T02-C-3.5F					1.5	3.5mm-F	136.9×120.7×495.8
LB-ACH-137-10-T02-A	5.85-8.2	WR137	10	Dual Linear	1.6	FDP70	-
LB-ACH-137-10-T02-C-NF					2	N-F	-
LB-ACH-137-10-T02-C-SF					2	SMA-F	-
LB-ACH-137-10-T02-C-TF					2	TNC-F	-
LB-ACH-137-10-T02-C-7					2	7mm	-
LB-ACH-137-10-T02-C-3.5F					2	3.5mm-F	-
LB-ACH-112-10-T02-A	7.05-10	WR112	10	Dual Linear	1.6	FBP84	-
LB-ACH-112-10-T02-C-NF					2	N-F	-
LB-ACH-112-10-T02-C-SF					2	SMA-F	-
LB-ACH-112-10-T02-C-TF					2	TNC-F	-
LB-ACH-112-10-T02-C-7					2	7mm	-
LB-ACH-112-10-T02-C-3.5F					2	3.5mm-F	-
LB-ACH-112-10-T52-A	6.0-12.4	WR112	10	Dual Linear	1.8	FBP84	89.1 x 96.0 x 479.8
LB-ACH-112-10-T52-C-SF					1.8	SMA-F	129.1 x 96.0 x 519.8


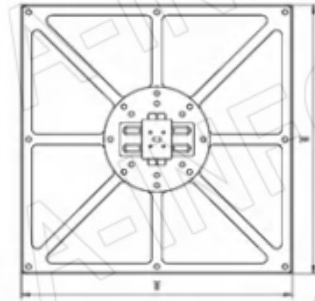
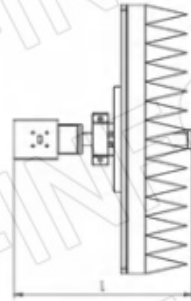
Model	Freq.(GHz)	EIA WG	Gain Typ.	Pol.	VSWR Typ.	output	Size (mm)
LB-ACH-90-10-T02-A	8.2-12.4	WR90	10	Dual Linear	1.6	FBP100	-
LB-ACH-90-10-T02-C-SF					2	SMA-F	-
LB-ACH-90-10-T02-C-NF					2	N-F	-
LB-ACH-90-10-T02-C-TF					2	TNC-F	-
LB-ACH-90-10-T02-C-7					2	7mm	-
LB-ACH-90-10-T02-C-3.5F					2	3.5mm-F	-
LB-ACH-75-10-T02-A	10.0-15.0	WR75	10	Dual Linear	1.6	FBP120	-
LB-ACH-75-10-T02-C-SF					2	SMA-F	-
LB-ACH-75-10-T02-C-NF					2	N-F	-
LB-ACH-75-10-T02-C-TF					2	TNC-F	-
LB-ACH-75-10-T02-C-7					2	7mm	-
LB-ACH-75-10-T02-C-3.5F					2	3.5mm-F	-
LB-ACH-62-10-T02-A	12.4-18.0	WR62	10	Dual Linear	1.5	FBP140	63.2×52.1×261
LB-ACH-62-10-T02-C-SF					1.6	SMA-F	63.2×52.1×261
LB-ACH-62-10-T02-C-NF					1.6	N-F	63.2×52.1×261
LB-ACH-62-10-T02-C-TF					1.6	TNC-F	63.2×52.1×261
LB-ACH-62-10-T02-C-7					1.6	7mm	63.2×52.1×261
LB-ACH-62-10-T02-C-3.5F					1.6	3.5mm-F	63.2×52.1×261
LB-ACH-51-10-T02-A	15.0-22.0	WR51	10	Dual Linear	1.8	FBP180	-
LB-ACH-51-10-T02-C-SF					2.2	SMA-F	-
LB-ACH-51-10-T02-C-3.5F					2.2	3.5mm-F	-
LB-ACH-51-10-T56-A	12.4-26.5	WR51	10	Dual Linear	2	FBP180	52.8 x 61.4 x 269.6
LB-ACH-51-10-T56-C-SF					2	SMA-F	97.3 x 61.4 x 314
LB-ACH-51-10-T56-C-3.5F					2	3.5mm-F	97.3 x 61.4 x 314
LB-ACH-42-10-T02-A	18.0-26.5	WR42	10	Dual Linear	1.5	FBP220	22.4 x 41.9 x 182.8
LB-ACH-42-10-T02-C-SF					1.5	SMA-F	59.1 x 41.9 x 217.9
LB-ACH-42-10-T02-C-KF					1.5	2.92mm(K)-F	59.1 x 41.9 x 217.9
LB-ACH-42-10-T02-C-3.5F					1.5	3.5mm-F	59.1 x 41.9 x 217.9
LB-ACH-34-10-T02-A	22.0-33.0	WR34	10	Dual Linear	1.5	FBP260	22.4×38.1×182.8
LB-ACH-34-10-T02-C-KF					1.5	2.92mm(K)-F	46.4×38.1×206.8
LB-ACH-34-10-T06-A	22.0-29.0	WR34	10	Dual Linear	1.5	FBP260	28.6×28.6×189.2
LB-ACH-34-10-T06-C-KF					1.5	2.92mm(K)-F	30.9×52.6×213.2
LB-ACH-34-10-T16-A	23.8-31.2	WR34	10	Dual Linear	1.5	FBP260	28.6×28.6×189.2
LB-ACH-34-10-T16-C-KF					1.5	2.92mm(K)-F	30.9×52.6×213.2
LB-ACH-34-10-T26-A	25.0-33.0	WR34	10	Dual Linear	1.6	FBP260	28.6×28.6×189.2
LB-ACH-34-10-T26-C-KF					1.6	2.92mm(K)-F	30.9×52.6×213.2
LB-ACH-28-10-T02-A	26.5-40.0	WR28	10	Dual Linear	1.5	FBP320	28.6×38.1×132.5
LB-ACH-28-10-T02-C-KF					1.8	2.92mm(K)-F	52.6×38.1×156.5
LB-ACH-28-10-T02-C-2.4F					1.8	2.4mm-F	52.6×38.1×156.5

Model	Freq.(GHz)	EIA WG	Gain Typ.	Pol.	VSWR Typ.	output	Size (mm)
LB-ACH-28-10-T16-A	28.5-38.0	WR28	10	Dual Linear	1.8	FBP320	28.6×28.6×128.6
1.8					2.92mm(K)-F	28.6×52.6×152.6	
1.8					2.4mm-F	28.6×52.6×152.6	
LB-ACH-28-10-T26-A	26.0-35.0	WR28	10	Dual Linear	1.8	FBP320	28.6×28.6×130.6
1.8					2.92mm(K)-F	28.6×52.6×154.6	
1.8					2.4mm-F	28.6×52.6×154.6	
LB-ACH-28-10-T62-A	23.5-43.5	WR28	10	Dual Linear	1.8	FBP320	28.6×38.1×147.7
LB-ACH-28-10-T62-C-KF	23.5-40.0				2.2	2.92mm(K)-F	52.6×38.1×171.7
LB-ACH-28-10-T62-C-2.4F	23.5-43.5				2.2	2.4mm-F	52.6×38.1×171.7
LB-ACH-28-10-T63-A	23.0-44.0	WR28	10	Dual Linear	2	FBP320	28.6×31.8×135
LB-ACH-28-10-T63-C-KF	23.0-40.0				2	2.92mm(K)-F	51.4×32.6×157.8
LB-ACH-28-10-T63-C-2.4F	23.0-44.0				2	2.4mm-F	51.4×32.6×157.8
LB-ACH-28-10-T68-A	24.0-50.0	WR28	10	Dual Linear	1.8	FBP320	28.6×38.1×142.24
LB-ACH-28-10-T68-C-2.4F					2.2	2.4mm-F	52.2×38.1×165.86
LB-ACH-22-10-T02-A	33.0-50.0	WR22	10	Dual Linear	2	FUGP400	-
LB-ACH-22-10-T02-C-2.4F					2.5	2.4mm-F	-
LB-ACH-19-10-T02-A	40.0-60.0	WR19	10	Dual Linear	2	FUGP500	-
LB-ACH-19-10-T02-C-2.4F	40.0-50.0				2.5	2.4mm-F	-
LB-ACH-19-10-T02-C-1.85F	40.0-60.0				2.5	1.85mm-F	-
LB-ACH-15-10-T02-A	50.0-75.0	WR15	10	Dual Linear	2	FUGP620	20.32×20.32×110.5
LB-ACH-15-10-T02-C-1.85F	50.0-65.0				2.5	1.85mm-F	47×27.3×138.5
LB-ACH-15-10-T02-C-1.0F	50.0-75.0				2.5	1.0mm-F	44.4×25.6×135.9
LB-ACH-15-10-T06-A	50.0-66.0	WR15	10	Dual Linear	2	FUGP620	20.3×20.3×109.5
LB-ACH-15-10-T06-C-1.85F					2.5	1.85mm-F	47×27.3×137.5
LB-ACH-15-10-T06-C-1.0F					2.5	1.0mm-F	44.4×25.6×134.9
LB-ACH-15-10-T16-A	54.0-71.0	WR15	10	Dual Linear	2	FUGP620	20.3×20.3×109.5
LB-ACH-15-10-T16-C-1.85F					2.5	1.85mm-F	47×27.3×137.5
LB-ACH-15-10-T16-C-1.0F					2.5	1.0mm-F	44.4×25.6×134.9
LB-ACH-15-10-T26-A	58.0-75.0	WR15	10	Dual Linear	2	FUGP620	20.3×20.3×109.5
LB-ACH-15-10-T26-C-1.85F					2.5	1.85mm-F	47×27.3×137.5
LB-ACH-15-10-T26-C-1.0F					2.5	1.0mm-F	44.4×25.6×134.9
LB-ACH-12-10-T02-A	60.0-90.0	WR12	10	Dual Linear	1.6	FUGP740	20.3×20.3×114.5
LB-ACH-12-10-T02-C-1.0F					1.8	1.0mm-F	44.6×25.6×139.9
LB-ACH-10-10-T02-A	75.0-110.0	WR10	10	Dual Linear	2	FUGP900	-
LB-ACH-10-10-T02-C-1.0F					2.2	1.0mm-F	-
LB-ACH-8-10-T02-A	90.0-140.0	WR8	10	Dual Linear	2	UG-387/U-M	-
LB-ACH-6-10-T02-A	110.0-170.0	WR6	10	Dual Linear	2	UG-387/U-M	-
LB-ACH-5-10-T02-A	140.0-220.0	WR5	10	Dual Linear	2	UG-387/U-M	-

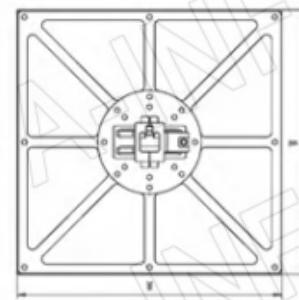
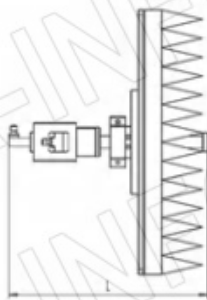
4. Corrugated Feed Horn Antennas with Waveguide and Coaxial Interface, Dual Linear Polarization, Equipped with Absorber



A Type, WG Output:



C Type, Coaxial Output:



Model	Freq.(GHz)	EIA WG	Gain Typ.	Pol.	VSWR Typ.	output	Size (mm)
LB-ACH-137-10-T02-A-A1	5.85-8.2	WR137	10	Dual Linear	1.6	FDP70	-
LB-ACH-137-10-T02-C-NF-A1					2	N-F	-
LB-ACH-137-10-T02-C-SF-A1					2	SMA-F	-
LB-ACH-137-10-T02-C-TF-A1					2	TNC-F	-
LB-ACH-137-10-T02-C-7-A1					2	7mm	-
LB-ACH-137-10-T02-C-3.5F-A1					2	3.5mm-F	-
LB-ACH-112-10-T02-A-A1	7.05-10	WR112	10	Dual Linear	1.6	FBP84	-
LB-ACH-112-10-T02-C-NF-A1					2	N-F	-
LB-ACH-112-10-T02-C-SF-A1					2	SMA-F	-
LB-ACH-112-10-T02-C-TF-A1					2	TNC-F	-
LB-ACH-112-10-T02-C-7-A1					2	7mm	-
LB-ACH-112-10-T02-C-3.5F-A1					2	3.5mm-F	-
LB-ACH-90-10-T02-A-A1	8.2-12.4	WR90	10	Dual Linear	1.6	FBP100	-
LB-ACH-90-10-T02-C-SF-A1					2	SMA-F	-
LB-ACH-90-10-T02-C-NF-A1					2	N-F	-
LB-ACH-90-10-T02-C-TF-A1					2	TNC-F	-
LB-ACH-90-10-T02-C-7-A1					2	7mm	-
LB-ACH-90-10-T02-C-3.5F-A1					2	3.5mm-F	-

Model	Freq.(GHz)	EIA WG	Gain Typ.	Pol.	VSWR Typ.	output	Size (mm)
LB-ACH-75-10-T02-A-A1	10.0-15.0	WR75	10	Dual Linear	1.6	FBP120	-
LB-ACH-75-10-T02-C-SF-A1					2	SMA-F	-
LB-ACH-75-10-T02-C-NF-A1					2	N-F	-
LB-ACH-75-10-T02-C-TF-A1					2	TNC-F	-
LB-ACH-75-10-T02-C-7-A1					2	7mm	-
LB-ACH-75-10-T02-C-3.5F-A1					2	3.5mm-F	-
LB-ACH-62-10-T02-A-A1	12.4-18.0	WR62	10	Dual Linear	1.5	FBP140	266.4×266.4×234
LB-ACH-62-10-T02-C-SF-A1					1.6	SMA-F	266.4×266.4×261
LB-ACH-62-10-T02-C-NF-A1					1.6	N-F	266.4×266.4×261
LB-ACH-62-10-T02-C-TF-A1					1.6	TNC-F	266.4×266.4×261
LB-ACH-62-10-T02-C-7-A1					1.6	7mm	266.4×266.4×261
LB-ACH-62-10-T02-C-3.5F-A1					1.6	3.5mm-F	266.4×266.4×261
LB-ACH-51-10-T02-A-A1	15.0-22.0	WR51	10	Dual Linear	1.8	FBP180	-
LB-ACH-51-10-T02-C-SF-A1					2.2	SMA-F	-
LB-ACH-51-10-T02-C-3.5F-A1					2.2	3.5mm-F	-
LB-ACH-42-10-T02-A-A1	18.0-26.5	WR42	10	Dual Linear	1.8	FBP220	-
LB-ACH-42-10-T02-C-SF-A1					2.2	SMA-F	-
LB-ACH-42-10-T02-C-KF-A1					2.2	2.92mm(K)-F	-
LB-ACH-42-10-T02-C-3.5F-A1					2.2	3.5mm-F	-
LB-ACH-34-10-T02-A-A1	22.0-33.0	WR34	10	Dual Linear	1.5	FBP260	266.4×266.4×233.6
LB-ACH-34-10-T02-C-KF-A1					1.5	2.92mm(K)-F	266.4×266.4×257.6
LB-ACH-34-10-T06-A-A1	22.0-29.0	WR34	10	Dual Linear	1.8	FBP260	266.4×266.4×240
LB-ACH-34-10-T06-C-KF-A1					2.2	2.92mm(K)-F	266.4×266.4×265
LB-ACH-34-10-T16-A-A1	23.8-31.2	WR34	10	Dual Linear	1.5	FBP260	266.4×266.4×240
LB-ACH-34-10-T16-C-KF-A1					1.5	2.92mm(K)-F	266.4×266.4×264
LB-ACH-34-10-T26-A-A1	25.0-33.0	WR34	10	Dual Linear	1.6	FBP260	266.4×266.4×240
LB-ACH-34-10-T26-C-KF-A1					1.6	2.92mm(K)-F	266.4×266.4×264
LB-ACH-28-10-T02-A-A1	26.5-40.0	WR28	10	Dual Linear	1.5	FBP320	259×259×164.2
LB-ACH-28-10-T02-C-KF-A1					1.8	2.92mm(K)-F	259×259×188.2
LB-ACH-28-10-T02-C-2.4F-A1					1.8	2.4mm-F	259×259×188.2
LB-ACH-28-10-T06-A-A1	30.0-40.0	WR28	10	Dual Linear	1.8	FBP320	259×259×166.7
LB-ACH-28-10-T06-C-KF-A1					1.8	2.92mm(K)-F	259×258×190.7
LB-ACH-28-10-T06-C-2.4F-A1					1.8	2.4mm-F	259×259×190.3
LB-ACH-28-10-T16-A-A1	28.5-38.0	WR28	10	Dual Linear	1.8	FBP320	259×259×166.7
LB-ACH-28-10-T16-C-KF-A1					1.8	2.92mm(K)-F	259×259×190.7
LB-ACH-28-10-T16-C-2.4F-A1					1.8	2.4mm-F	259×259×190.3

Model	Freq.(GHz)	EIA WG	Gain Typ.	Pol.	VSWR Typ.	output	Size (mm)				
LB-ACH-28-10-T26-A-A1	26.0-35.0	WR28	10	Dual Linear	1.8	FBP320	259×259×168.7				
1.8					2.92mm(K)-F	259×259×192.7					
1.8					2.4mm-F	259×259×192.3					
LB-ACH-28-10-T62-A-A1	23.5-43.5	WR28	10	Dual Linear	1.8	FBP320	259×259×185.8				
2.2					2.92mm(K)-F	259×259×210.2					
2.2					2.4mm-F	259×259×209.8					
LB-ACH-28-10-T62-C-KF-A1	23.5-40.0	WR28	10	Dual Linear	2	FBP320	259×259×173.1				
LB-ACH-28-10-T62-C-2.4F-A1	23.5-43.5				2	2.92mm(K)-F	259×259×195.9				
LB-ACH-28-10-T63-A-A1	23.0-44.0				2	2.4mm-F	259×259×195.9				
LB-ACH-28-10-T63-C-KF-A1	23.0-40.0	WR28	10	Dual Linear	2	FBP320	259×259×173.1				
LB-ACH-28-10-T63-C-2.4F-A1	23.0-44.0				2	2.92mm(K)-F	259×259×195.9				
LB-ACH-28-10-T68-A-A1	24.0-50.0				2	2.4mm-F	259×259×195.9				
LB-ACH-28-10-T68-C-2.4F-A1	24.0-50.0	WR28	10	Dual Linear	1.8	FBP320	259×259×180.3				
LB-ACH-22-10-T02-A-A1					33.0-50.0	WR22	10	Dual Linear	2.2	2.4mm-F	259×259×204
LB-ACH-22-10-T02-C-2.4F-A1									2.5	2.4mm-F	259×259×189.4
LB-ACH-19-10-T02-A-A1	40.0-60.0	WR19	10	Dual Linear					2	FUGP400	259×259×165.4
LB-ACH-19-10-T02-C-2.4F-A1	40.0-50.0				2.5	2.4mm-F	259×259×189.4				
LB-ACH-19-10-T02-C-1.85F-A1	40.0-60.0				2.5	1.85mm-F	259×259×191.4				
LB-ACH-15-10-T02-A-A1	50.0-75.0	WR15	10	Dual Linear	2	FUGP500	259×259×165.4				
LB-ACH-15-10-T02-C-1.85F-A1	50.0-65.0				2.5	2.4mm-F	259×259×190.4				
LB-ACH-15-10-T02-C-1.0F-A1	50.0-75.0				2.5	1.85mm-F	259×259×191.4				
LB-ACH-15-10-T06-A-A1	50.0-66.0	WR15	10	Dual Linear	2	FUGP620	259×259×138.4				
LB-ACH-15-10-T06-C-1.85F-A1					50.0-66.0	2.5	1.85mm-F	259×259×166.4			
LB-ACH-15-10-T06-C-1.0F-A1					50.0-75.0	2.5	1.0mm-F	259×259×163.8			
LB-ACH-15-10-T16-A-A1	54.0-71.0	WR15	10	Dual Linear	2	FUGP620	259×259×137.4				
LB-ACH-15-10-T16-C-1.85F-A1					54.0-71.0	2.5	1.85mm-F	259×259×165.4			
LB-ACH-15-10-T16-C-1.0F-A1					54.0-71.0	2.5	1.0mm-F	259×259×162.8			
LB-ACH-15-10-T26-A-A1	58.0-75.0	WR15	10	Dual Linear	2	FUGP620	259×259×137.4				
LB-ACH-15-10-T26-C-1.85F-A1					58.0-75.0	2.5	1.85mm-F	259×259×165.4			
LB-ACH-15-10-T26-C-1.0F-A1					58.0-75.0	2.5	1.0mm-F	259×259×162.8			
LB-ACH-12-10-T02-A-A1	60.0-90.0	WR12	10	Dual Linear	2	FUGP740	259×259×142.4				
LB-ACH-12-10-T02-C-1.0F-A1	60.0-90.0	WR12	10	Dual Linear	2.2	1.0mm-F	259×259×167.8				
LB-ACH-10-10-T02-A-A1	75.0-110.0	WR10	10	Dual Linear	2	FUGP900	259×259×141.2				
LB-ACH-10-10-T02-C-1.0F-A1	75.0-110.0	WR10	10	Dual Linear	2.2	1.0mm-F	259×259×166.6				
LB-ACH-8-10-T02-A-A1	90.0-140.0	WR8	10	Dual Linear	2	UG-387/U-M	-				
LB-ACH-6-10-T02-A-A1	110.0-170.0	WR6	10	Dual Linear	2	UG-387/U-M	-				
LB-ACH-5-10-T02-A-A1	140.0-220.0	WR5	10	Dual Linear	2	UG-387/U-M	-				

Lens Horn Antenna



- **Applications Include:**

MVDS(Multipoint Video Distribution Systems)	Point to Point Radio Links
LMDS(Local Multipoint Distribution Services)	Vehicle Anti-collision Radars
Traffic Control Systems	Traffic Tolling Systems
Secure Communications Systems	Short Range Radar
Electro-Magnetic Compatibility(EMC) Measurements	Radiation Monitoring Systems
Compact/Mobile Systems	Dual Polarized Systems

- **Features**

Models up to 112GHz	Linear, dual and circular polarization
Optional Protective membrane	Rectangular or circular feed
Ideally suited for small and large quantities	Choice of mounting configurations
Customization available	Choice of waveguide to coaxial adapter

Model Information	
Example Part Number:	LB-CL -112 -10 -C -SF
Product Code	
Waveguide Size: WR112 - WR10	
Frequency & Gain Code	
Figure Type:	
-A: Waveguide Output	
-C: Coaxial Output. Connector type below needs to be specified	
Figure C Connector Type Option:	
7/16F=7/16 DIN Female;	
NF=N Type-Female; NM=N Type-Male;	
SF=SMA-Female; SM=SMA-Male;	
3.5F=3.5mm-Female; 3.5M=3.5mm-Male;	
KF=2.92mm-Female; KM=2.92mm-Male;	
2.4F=2.4mm-Female; 2.4M=2.4mm-Male;	
1.85F=1.85mm-Female; 1.85M=1.85mm-Male	

Model	Freq. (GHz)	EIA WR	Gain, Typ (dBi)	Pol.	VSWR, Max	output	Mat.	Size (mm)
LB-CL-112-20-A	7.9-8.5	WR112	25.0	Linear	1.5	FBP84	Al	258×258×436.5
1.5					N-F	258×258×476.5		
1.5					SMA-F	258×258×476.5		
LB-CL-90-70-A	8.2-12.4	WR90	25.0	Linear	1.6	FBP100	Al	249×249×365.6
1.8					SMA-F	249×249×403.6		
1.8					N-F	249×249×403.6		
1.8					TNC-F	249 ×249×403.6		
1.8					7mm	249×249×403.6		
1.8					3.5mm-F	249×249×403.6		
LB-CL-42-80-A	21.2-26.5	WR42	34.5	Linear	1.5	FBP220	Al	294×294×343.9
2					SMA-F	294×294×378.9		
2					2.92mm-F	294×294×378.9		
2					3.5mm-F	294×294×378.9		
LB-CL-28-60-A	26.5-40.0	WR28	33	Linear	1.3	FBP320	Al	199×199×254.3
1.5					2.92mm-F	199×199×278.3		
1.5					2.4mm-F	199×199×278.3		
LB-CL-15-30-A	50.0-75.0	WR15	34.5	Linear	1.5	FUGP620	Al	125×125×164
LB-CL-15-30-C-1.85F	50.0-65.0				2	1.85mm-F		125×125×192
LB-CL-180400-20-A	18.0-40.0	WRD180	26	Linear	1.8	FPWRD180C24	Al	100 x 100 x 204.2
LB-CL-180400-20-C-2.4F					2	2.4mm-F		100 x 100 x 230.2
LB-CL-180400-20-C-KF					2	2.92mm-F		100 x 100 x 230.2

Spot-Focusing Lens Horn Antenna




The spot-focusing lens horn antenna uses phase correction to achieve excellent focusing performance with minimum antenna size, so that the beams converge at the designed focus to form a focal spot. It supports both linear and circular polarized waveforms, and the focal length and spot size can be customized. The spot-focusing lens horn antennas are especially useful when focusing beam is required with short focal length. When the focal spots of the two spot-focusing lens antennas are coincident, the transmission loss between the two antennas is minimal. Therefore, these antennas are widely used in the field of free-space method material characterization testing to study the microwave transmission and reflection properties of target substances.

Model Information					
Example Part Number:	LB-CLS	-90	-10	-C	-SF
Product Code					
Waveguide Size: WR90 - WR15					
Frequency & Gain Code					
Figure Type: -A:Waveguide Output -C:Coaxial Output. Connector type below needs to be specified					
Figure C Connector Type Option: 7/16F=7/16 DIN Female; NF=N Type-Female; NM=N Type-Male; SF=SMA-Female; SM=SMA-Male; 3.5F=3.5mm-Female; 3.5M=3.5mm-Male; KF=2.92mm-Female; KM=2.92mm-Male; 2.4F=2.4mm-Female; 2.4M=2.4mm-Male; 1.85F=1.85mm-Female; 1.85M=1.85mm-Male; 1.0F=1.0mm-Female; 1.0M=1.0mm-Male					

Testing Track(The track can hold two antennas of the same type, either lens horn antenna or focusing lens horn antenna.)


(This is GR-01E.)



Model	EIA WR	Freq.(GHz)	Pol.	Focal Length	Spot Size	VSWR, Typ	output	Size (mm)
LB-CLS-90-30-10-A	WR90	8.2-12.4	Linear	300	60	1.50	FBP100	-
LB-CLS-90-30-10-C-SF						2.00	SMA-F	-
LB-CLS-90-30-10-C-NF						2.00	N-F	-
LB-CLS-90-30-10-C-TF						2.00	TNC-F	-
LB-CLS-90-30-10-C-7						2.00	7mm	-
LB-CLS-90-30-10-C-3.5F						2.00	3.5mm-F	-
LB-CLS-90-70-10-A	WR90	8.2-12.4	Linear	300	55	1.50	FBP100	249×249×404.5
LB-CLS-90-70-10-C-SF						1.50	SMA-F	249×249×442.5
LB-CLS-90-70-10-C-NF						1.50	N-F	249×249×442.5
LB-CLS-90-70-10-C-TF						1.50	TNC-F	249×249×442.5
LB-CLS-90-70-10-C-7						1.50	7mm	249×249×442.5
LB-CLS-90-70-10-C-3.5F						1.50	3.5mm-F	249×249×442.5
LB-CLS-90-70-50-A	WR90	8.2-12.4	Linear	350	90	1.60	FBP100	249×249×378.6
LB-CLS-90-70-50-C-SF						1.80	SMA-F	249×249×416.6
LB-CLS-90-70-50-C-NF						1.80	N-F	249×249×416.6
LB-CLS-90-70-50-C-TF						1.80	TNC-F	249×249×416.6
LB-CLS-90-70-50-C-7						1.80	7mm	249×249×416.6
LB-CLS-90-70-50-C-3.5F						1.80	3.5mm-F	249×249×416.6

Model	EIA WR	Freq. (GHz)	Pol.	Focal Length	Spot Size	VSWR, Typ	output	Size (mm)
LB-CLS-28-60-10-A	WR28	26.5-40.0	Linear	270	25	1.25	FBP320	199×199×285.3
1.50						2.92mm-F	199×199×309.3	
1.50						2.4mm-F	199×199×309.3	
LB-CLS-28-60-20-A	WR28	26.5-40.0	Linear	150	20	1.25	FBP320	-
1.50						2.92mm-F	-	
1.50						2.4mm-F	-	
LB-CLS-28-70-20-A	WR28	26.5-40.0	Linear	220	11	1.25	FBP320	249×249×379.8
1.5						2.92mm-F	249×249×403.8	
1.5						2.4mm-F	249×249×403.8	
LB-CLS-19-40-10-A	WR19	40.0-60.0	Linear	100	15	1.50	FUGP500	-
LB-CLS-19-40-10-C-2.4F		40.0-60.0				2.00	2.4mm-F	-
LB-CLS-19-40-10-C-1.85F		40.0-60.0				2.00	1.85mm-F	-
LB-CLS-15-30-10-A	WR15	50.0-75.0	Linear	260	20	1.30	FUGP620	125×125×177
LB-CLS-15-30-10-C-1.85F		50.0-65.0				1.80	1.85mm-F	125×125×202.4
LB-CLS-15-30-10-C-1.0F		50.0-75.0				1.80	1.0mm-F	125×125×202.4
LB-CLS-12-18-10-A	WR12	60.0-90.0	Linear	210	22	1.50	FUGP740	85×85×125.7
LB-CLS-12-18-10-C-1.0F						1.80	1.0mm-F	85×85×151.1
LB-CLS-12-30-10-A	WR12	60.0-90.0	Linear	170	20	1.50	FUGP740	-
LB-CLS-12-30-10-C-1.0F						1.80	1.0mm-F	-
LB-CLS-75180-70-10-A	WRD750	7.5-18.0	Linear	320	50	2.20	FPWRD750D24	249×249×531.5
LB-CLS-75180-70-10-C-SF						2.20	SMA-F	249×249×563.2
LB-CLS-75180-70-10-C-NF						2.20	N-F	249×249×563.2
LB-CLS-75180-70-50-A	WRD750	7.5-18.0	Linear	440	75	1.80	FPWRD750D24	249×249×505.6
LB-CLS-75180-70-50-C-SF						1.80	SMA-F	249×249×537.3
LB-CLS-75180-70-50-C-NF						1.80	N-F	249×249×537.3

Cassegrain



KSC series Cassegrain antenna is a kind of back-feed parabolic antenna, which consists of a conical feed horn antenna, a main parabolic and a secondary reflector. The feed and main parabolic are designed to maximize efficiency while reducing the blockage to the minimum. The secondary reflector is specially manufactured to have the best reflecting surface at the highest frequencies. The entire antenna is designed with rugged mechanical structure.

KSC series antennas have uniform high gain in the whole frequency band, which can provide efficient performance characteristics and directivity. The antenna can support both linear and circular polarized waveforms, and are widely used in antenna measurement, high-capacity data links at the high frequency bands, 5G systems, high gain applications, system integration, material property measurement and other applications.

Model	Freq.(GHz)	EIA WR	Gain Typ (dBi)	Pol.	VSWR, Typ	output	Reflector Antenna Size (mm)	Size (mm)
KSC-10-20-A	75.0-110.0	WR10	42	Linear	1.15	FUGP900	228.6	248×248×141.7
KSC-10-20-ASPO			42		1.15	FUGP900	228.6	276×276×154.5
KSC-10-20-C-1.0F			41		1.15	1.0mm-F	228.6	248×248×167.1
KSC-10-30-A	75.0-110.0	WR10	45	Linear	1.15	FUGP900	304.8	326.2×326.2×171.8
KSC-10-30-C-1.0F			44		1.15	1.0mm-F	304.8	326.2×326.2×197.2
KSC-10-40-A	75.0-110.0	WR10	48	Linear	1.15	FUGP900	457.2	482.2×482.2×232.2
KSC-10-40-C-1.0F			47		1.15	1.0mm-F	457.2	482.2×482.2×257.6
KSC-12-20-A	60.0-90.0	WR12	40	Linear	1.15	FUGP740	228.6	248×248×141.7
KSC-12-20-ASPO			40		1.15	FUGP740	228.6	276×276×154.5
KSC-12-20-C-1.0F			39		1.15	1.0mm-F	228.6	248×248×166.6
KSC-12-20-C-1.0FSPO			39		1.15	1.0mm-F	228.6	276×276×175.7
KSC-12-30-A	60.0-90.0	WR12	43	Linear	1.15	FUGP740	304.8	326.2×326.2×171.7
KSC-12-30-C-1.0F			42		1.15	1.0mm-F	304.8	326.2×326.2×197.2
KSC-12-40-A	60.0-90.0	WR12	45	Linear	1.15	FUGP740	457.2	482.2×482.2×232.2
KSC-12-40-C-1.0F			44		1.15	1.0mm-F	457.2	482.2×482.2×257.6

Model	Freq.(GHz)	EIA WR	Gain Typ (dBi)	Pol.	VSWR, Typ	output	Reflector Antenna Size (mm)	Size (mm)
KSC-15-20-A	50.0-75.0	WR15	38	Linear	1.2	FUGP620	228.6	248×248×141.7
KSC-15-20-ASPO			38		1.2	FUGP620	228.6	276×276×154.5
KSC-15-20-C-1.0F	50.0-75.0		38		1.2	1.0mm-F	228.6	248×248×167.1
KSC-15-20-C-1.85F	50.0-65.0		38		1.2	1.85mm-F	228.6	248×248×169.7
KSC-15-30-A	50.0-75.0	WR15	41	Linear	1.2	FUGP620	304.8	326.2×326.2×171.8
KSC-15-30-C-1.0F	50.0-75.0		41		1.2	1.0mm-F	304.8	326.2×326.2×197.2
KSC-15-30-C-1.85F	50.0-65.0		41		1.2	1.85mm-F	304.8	326.2×326.2×199.8
KSC-15-40-A	50.0-65.0	WR15	45	Linear	1.2	FUGP620	457.2	482.2×482.2×232.2
KSC-15-40-C-1.0F			45		1.2	1.0mm-F	457.2	482.2×482.2×257.6
KSC-15-40-C-1.85F			45		1.2	1.85mm-F	457.2	482.2×482.2×260.2
KSC-42-40-A	18.0-26.5	WR42	35	Linear	1.3	FBP220	457.2	482.2×482.2×257.3
KSC-42-40-C-KF			35		1.4	2.92mm-F	457.2	482.2×482.2×292.3
KSC-42-40-C-SF			35		1.4	SMA-F	457.2	482.2×482.2×292.3

Cavity Backed Spiral Antenna



2-18GHz Spiral Antenn with Fiberglass Radome, P/N:LX-20180-FR.

Our LX series cavity backed spirals are broadband antennas designed for EMC, surveillance, direction finding, telemetry, and flush mounted airborne applications. These spirals can be used as a separate component antenna or as broadband feeds for reflector type dish antennas.

ALL LX series spiral antennas exhibit an excellent impedance match and radiation pattern control over the broad operating bands in a compact and lightweight package. These spirals are ideally suited for amplitude matching and phase or gain tracking. The unit-to-unit uniformity and frequency independent performance is ideal for airborne monitoring receiving systems. ALL cavity backed spirals are available in RHCP or LHCP. These spirals have been designed to operate in a harsh environment and meet the extremes of the Surroundings Specification.

Also we provide specific frequency spirals antennas according to customers' requirement.

Polarization:

LHCP (Left-Hand Circular Polarization)

RHCP (Right-Hand Circular Polarization)

Note: Customized connector type is available.

Model	Freq.(GHz)	Pol.	Gain, Typ (dBic)	Axial Ratio, Max (dB)	VSWR, Typ	Connector	Mat.	Size (mm)
LX-520_LHCP	0.5-2.0	LHCP	-6.00	3.0	1.5	SMA-F	Al	Φ 238×102.6
LX-520_LHCPSP0								Φ 248×106.6
LX-520_RHCP		RHCP						Φ 238×102.6
LX-520_RHCPSP0								Φ 248×106.6
LX-840_LHCP	0.8-4.0	LHCP	0.00	3.0	1.5	SMA-F	Al	Φ 154×85.4
LX-840_LHCPSP0								Φ 165×89.4
LX-840_RHCP		RHCP						Φ 154×85.4
LX-840_RHCPSP0								Φ 165×89.4
LX-880_LHCP	0.8-8.0	LHCP	0.00	3.5	1.5	SMA-F	Al	Φ 154×85.4
LX-880_LHCPSP0								Φ 165×89.4
LX-880_RHCP		RHCP						Φ 154×85.4
LX-880_RHCPSP0								Φ 165×89.4
LX-1080_LHCP	1.0-8.0	LHCP	2.00	3.0	1.5	SMA-F	Al	Φ 120×89.4
LX-1080_LHCPSP0								Φ 132×95.4
LX-1080_RHCP		RHCP						Φ 120×89.4
LX-1080_RHCPSP0								Φ 132×95.4
LX-10180_LHCP	1.0-18.0	LHCP	4.00	3.0	2.0	SMA-F	Al	Φ 120×89.4
LX-10180_LHCPSP0								Φ 132×95.4
LX-10180_RHCP		RHCP						Φ 120×89.4
LX-10180_RHCPSP0								Φ 132×95.4
LX-2080_LHCP	2.0-8.0	LHCP	0.00	4.0	2.0	SMA-F	Al	Φ 60.6×49.4
LX-2080_LHCPSP0								Φ 70.6×53.4
LX-2080_RHCP		RHCP						Φ 60.6×49.4
LX-2080_RHCPSP0								Φ 70.6×53.4
LX-2080SA_LHCP	2.0-8.0	LHCP	0.00	3.0	2.0	SMA-F	Al	Φ 55×49.4
LX-2080SA_LHCPSP0								Φ 65×53.4
LX-2080SA_RHCP		RHCP						Φ 55×49.4
LX-2080SA_RHCPSP0								Φ 65×53.4
LX-20180_LHCP	2.0-18.0	LHCP	0.00	3.5	2.0	SMA-F	Al	Φ 60.6×49.4
LX-20180_LHCPSP0								Φ 70.6×53.4
LX-20180_RHCP		RHCP						Φ 60.6×49.4
LX-20180_RHCPSP0								Φ 70.6×53.4

Model	Freq.(GHz)	Pol.	Gain, Typ (dBic)	Axial Ratio, Max (dB)	VSW R, Typ	Connector	Mat.	Size (mm)
LX-20180-FR_LHCP	2.0-18.0	LHCP	2.00	3.0	2.0	SMA-F	Al	Φ 66×79.4
LX-20180-FR_LHCPSP0								Φ 66×79.4
LX-20180-FR_RHCP		RHCP						Φ 66×79.4
LX-20180-FR_RHCPSP0								Φ 66×79.4
LX-20180SA_LHCP	2.0-18.0	LHCP	0.00	4.0	2.0	SMA-F	Al	Φ 55×49.4
LX-20180SA_LHCPSP0								Φ 65×53.4
LX-20180SA_RHCP		RHCP						Φ 55×49.4
LX-20180SA_RHCPSP0								Φ 65×53.4
LX-4080_LHCP	4.0-8.0	LHCP	2.00	3.0	1.5	SMA-F	Al	Φ 37.5×49.4
LX-4080_LHCPSP0								Φ 43.5×50.9
LX-4080_RHCP		RHCP						Φ 37.5×49.4
LX-4080_RHCPSP0								Φ 43.5×50.9
LX-40180_LHCP	4.0-18.0	LHCP	3.00	3.5	2.0	SMA-F	Al	Φ 37.5×49.4
LX-40180_LHCPSP0								Φ 43.5×50.9
LX-40180_RHCP		RHCP						Φ 37.5×49.4
LX-40180_RHCPSP0								Φ 43.5×50.9
LX-60180_LHCP	6.0-18.0	LHCP	4.00	5.0	2.0	SMA-F	Al	Φ 25×49.4
LX-60180_LHCPSP0								Φ 31×52.4
LX-60180_RHCP		RHCP						Φ 25×49.4
LX-60180_RHCPSP0								Φ 31×52.4
LX-80180_LHCP	8.0-18.0	LHCP	4.00	4.0	2.0	SMA-F	Al	Φ 25×49.4
LX-80180_LHCPSP0								Φ 31×52.4
LX-80180_RHCP		RHCP						Φ 25×49.4
LX-80180_RHCPSP0								Φ 31×52.4
LX-180265_LHCP	18.0-26.5	LHCP	0.00	5.5	1.5	2.92mm-F	Al	Φ 37×37.7
LX-180265_LHCPSP0								Φ 37×40.7
LX-180265_RHCP		RHCP						Φ 37×37.7
LX-180265_RHCPSP0								Φ 37×40.7
LX-180400_LHCP	18.0-40.0	LHCP	2.00	5.5	2.0	2.92mm-F	Al	Φ 37×37.7
LX-180400_LHCPSP0								Φ 37×40.7
LX-180400_RHCP		RHCP						Φ 37×37.7
LX-180400_RHCPSP0								Φ 37×40.7

Conical Log Spiral Antenna



0.2~10GHz log periodic spiral antenna

1. Circular Polarization can help to quickly locate the radiation sources;
2. Wideband;
3. Outside circulation line provides excellent heat dissipation.


Model	Freq.(GHz)	Pol.	Gain, Typ (dBic)	VSWR, Typ	Connector	Mat.	Size (mm)
DS-CP-210_LHCP	0.2-1.0	LHCP	2.00	3.0	N-F	Al	Φ 330×815
DS-CP-210_RHCP	0.2-1.0	RHCP	2.00	3.0	N-F	Al	Φ 330×815
DS-CP-10100_LHCP	1.0-10.0	LHCP	3.00	3.0	N-F	Al	Φ 130×400
DS-CP-10100_RHCP	1.0-10.0	RHCP	3.00	3.0	N-F	Al	Φ 130×400

Helical Antenna



Model	Freq. (GHz)	Pol.	Gain(dBic) Min.	VSWR Max.	Power Handling (W) CW	Connector	Size (mm)
ZLX-6670-10_LHCP	6.6-7.0	LHCP	10	2.0	10	SMA-F	Φ60 x 99.1
ZLX-6670-10_RHCP	6.6-7.0	RHCP	10	2.0	10	SMA-F	Φ60 x 99.1
ZLX-8084-12_LHCP	8.0-8.4	LHCP	12	2.0	10	SMA-F	Φ60 x 119.4
ZLX-8084-12_RHCP	8.0-8.4	RHCP	12	2.0	10	SMA-F	Φ60 x 119.4
ZLX-9010-12_LHCP	9.0-10.0	LHCP	12	2.0	10	SMA-F	Φ60 x 119.4
ZLX-9010-12_RHCP	9.0-10.0	RHCP	12	2.0	10	SMA-F	Φ60 x 119.4

Microstrip Array Antenna



Microstrip Array Antenna, Up to 77GHz

Model	Freq.(GHz)	Pol.	Gain, Typ (dBi)	VSWR, Max	Connector	Mat.	Size (mm)
MAA-2224	2.2-2.4	Linear	12.0	2.0	SMA-F	Al	244×99×294
MAA-7479	7.4-7.9	Linear	19.0	2.0	SMA-F	Al	146×21.4×176
MAA-935985	9.35-9.85	Linear	20.0	2.0	SMA-F	Al	146×24.4×246
MAA-935985-V	9.35-9.85	Linear	21.0	2.0	SMA-F	Al	126×21.4×246
MAA-935985-C10	9.35-9.85	Linear	20.0	2.0	SMA-F	Al	185×22.9×460
MAA-9600-C41-NF	9.35-9.85	Dual Linear	20.0	2.0	N-F	Al	126×33×392
MAA-9600-C41-SF	9.35-9.85	Dual Linear	20.0	2.0	SMA-F	Al	126×23.5×392
MAA-945975-C10-NF	9.45-9.75	Linear	26.0	2.0	N-F	Al	185×37.5×460
MAA-945975-C10-SF	9.45-9.75	Linear	26.0	2.0	SMA-F	Al	185×22.9×460
MAA-9600-C22	9.45-9.75	Linear	20.0	2.0	SMA-F	Al	91×15.92×436
MAA-9600-C23	9.45-9.75	Linear	20.0	2.0	SMA-F	Al	96×15.92×361
MAA-9600-C24	9.45-9.75	Linear	22.0	2.0	SMA-F	Al	136×18.92×356
MAA-9598-20	9.5-9.8	Linear	20.0	2.0	SMA-F	Al	126×15.92×366
MAA-10000-C21-SF	9.5-10.5	Linear	21.0	2.0	SMA-F	Al	180×22.5×180
MAA-10000-C21-NF	9.5-10.5	Linear	21.0	2.0	N-F	Al	180×32×180
MAA-164595-1	16.45-16.95	Linear	22.0	2.0	SMA-F	Al	106×15×176
MAA-164595-2	16.45-16.95	Linear	22.0	2.0	SMA-F	Al	84×13.16×242
MAA-164595-V	16.45-16.95	Linear	18.0	2.0	SMA-F	Al	59×15×154
MAA-170173-C10	17.05-17.35	Linear	20.0	2.5	SMA-F	Al	108×15.16×332
MAA-240255	24.0-25.5	Linear	22.5	2.0	SMA-F	Al	120×8.8×120

Microstrip Omni Antenna



Model	Freq.(GHz)	Gain, Typ (dBi)	Pol.	VSWR, Typ	Connector	Mat.	Size (mm)
OA-200-400-0	0.2-0.4	0	Linear	2.0	N-F	Al	160×450×344
OA-200-6000-0	0.2-6.0	0	Linear	2.0	N-F	Al	334×285×334
OA-800-2700-2.5	0.8-2.7	2.5	Linear	2.0	SMA-F	Al	63×141.5×63
OA-800-2700-2.5M	0.8-2.7	2.5	Linear	2.0	SMA-J	Al	63×141.5×63

Log Periodic Antenna



Our DS series antennas are lightweight, medium gain log periodic dipoles designed to transmit and receive signals over a broadband. These antennas are characterized by a high front-to-back ratio, and power gain at all frequency in the band. High quality aluminum construction for a lightweight, high strength antenna will provide years of trouble-free operation.

ALL DS antennas are linearly polarized. Polarization adjustment is possible, in any plane, DS series antennas operating below 300MHz are also supplied in a kit form for compactness in packaging and ease of transportation. Antennas in the kit form assemble easily with minimum tool requirements. Standard tripod will be provided according to customers' requirement, the joint is universal.

Also we provide specific frequency Log Periodic antennas according to customers' requirement.

1. Linear Polarization

Model	Freq. (GHz)	Gain, Typ (dBi)	Pol.	VSWR, Typ	Connector	Mat.	Size (mm)
DS-2100	0.02-1.0	6.0	Linear	1.5	N-F	Al	758×1425×1734
DS-2100C							758×1425×1734
DS-2100E							758×1601×1734
DS-2200	0.02-2.0	6.0	Linear	1.5	N-F	Al	758×1425×1734
DS-2200C							758×1425×1734
DS-2200E							758×1601×1734
DS-2300	0.02-3.0	6.0	Linear	1.5	N-F	Al	758×1425×1734
DS-2300C							758×1425×1734
DS-2300E							758×1601×1734
DS-3100	0.03-1.0	6.0	Linear	1.5	N-F	Al	758×1425×1734
DS-3100C							758×1425×1734
DS-3100E							758×1601×1734
DS-3200	0.03-2.0	6.0	Linear	1.5	N-F	Al	758×1425×1734
DS-3200C							758×1425×1734
DS-3200E							758×1601×1734
DS-3300	0.03-3.0	6.0	Linear	1.5	N-F	Al	758×1425×1734
DS-3300C							758×1425×1734
DS-3300E							758×1601×1734

Model	Freq. (GHz)	Gain, Typ (dBi)	Pol.	VSWR, Typ	Connector	Mat.	Size (mm)
DS-3600	0.03-6.0	6.0	Linear	1.5	N-F	Al	758×1475×1734
DS-3600C							758×1475×1734
DS-3600E							758×1651×1734
DS-4300	0.04-3.0	6.0	Linear	1.5	N-F	Al	758×1425×1734
DS-4300C							758×1425×1734
DS-4300E							758×1601×1734
DS-1040	0.1-0.4	6.0	Linear	1.5	N-F	Al	73×1408×1555
DS-1040C							110×1400×1555
DS-1040E							85×1601×1554.6
DS-10100	0.1-1.0	6.0	Linear	1.5	N-F	Al	73×1408×1555
DS-10100C							110×1400×1555
DS-10100E							85×1601×1554.6
DS-10200	0.1-2.0	6.0	Linear	1.5	N-F	Al	73×1408×1555
DS-10200C							110×1400×1555
DS-10200E							85×1601×1554.6
DS-10200-SPT	0.1-2.0	6.0	Linear	1.5	N-F	Al	1554.6×73.8×1407.9
DS-10300	0.1-3.0	6.0	Linear	1.5	N-F	Al	73×1408×1555
DS-10300C							110×1400×1555
DS-10300E							85×1601×1554.6
DS-10400	0.1-4.0	6.0	Linear	2.0	N-F	Al	73×1408×1555
DS-10400C							110×1400×1555
DS-10400E							85×1601×1554.6
DS-10600	0.1-6.0	6.0	Linear	2.0	N-F	Al	73×1457×1555
DS-10600C							95×1457×1555
DS-10600E							85×1651.3×1554.6
DS-18100	0.18-1.0	6.0	Linear	2.0	N-F	Al	53.1×745.3×856.6
DS-18100C							80×737.4×856.6
DS-18100E							52×979×856.6
DS-18200	0.18-2.0	6.0	Linear	2.0	N-F	Al	53.1×745.3×856.6
DS-18200C							80×737.4×856.6
DS-18200E							52×979×856.6
DS-18300	0.18-3.0	6.0	Linear	2.0	N-F	Al	53.1×745.3×856.6
DS-18300C							80×737.4×856.6
DS-18300E							52×979×856.6
DS-20100	0.2-1.0	6.0	Linear	1.5	N-F	Al	53.1×745.3×856.6
DS-20100C							100×737×856.6
DS-20100E							52×979×856.6
DS-20200	0.2-2.0	6.0	Linear	2.0	N-F	Al	53.1×745.3×856.6
DS-20200C							100×737×856.6
DS-20200E							52×979×856.6
DS-20300	0.2-3.0	6.0	Linear	2.0	N-F	Al	53.1×745.3×856.6
DS-20300C							100×737×856.6
DS-20300E							52×979×856.6
DS-20400	0.2-4.0	6.0	Linear	2.0	N-F	Al	53.1×745.3×856.6
DS-20400C							100×737×856.6
DS-20400E							52×979×856.6
DS-20600	0.2-6.0	6.0	Linear	2.0	N-F	Al	53.1×795×856.6
DS-20600C							100×787×856.6
DS-20600E							52×1028.8×856.6

Model	Freq.(GHz)	Gain, Typ (dBi)	Pol.	VSWR, Typ	Connector	Mat.	Size (mm)
DS-25100	0.25-1.0	6.0	Linear	1.5	N-F	Al	52×649×739
DS-25100C							100×641×739
DS-25100E							52×883×739
DS-25200	0.25-2.0	6.0	Linear	1.5	N-F	Al	52×649×739
DS-25200C							100×641×739
DS-25200E							52×883×739
DS-25300	0.25-3.0	6.0	Linear	2.0	N-F	Al	52×649×739
DS-25300C							100×641×739
DS-25300E							52×883×739
DS-25100-H	0.25-1.0	8.5	Linear	2.0	N-F	Al	97.1×1512.8×628.4
DS-25200-H	0.25-2.0	8.5	Linear	2.0	N-F	Al	97.1×1512.8×628.4
DS-25300-H	0.25-3.0	8.5	Linear	2.0	N-F	Al	97.1×1512.8×628.4
DS-30100	0.3-1.0	6.0	Linear	1.5	N-F	Al	51×495×550
DS-30100C							100×487×550
DS-30100E							52×729.2×550
DS-30200	0.3-2.0	6.0	Linear	1.5	N-F	Al	51×495×550
DS-30200C							100×487×550
DS-30200E							52×729.2×550
DS-30300	0.3-3.0	6.0	Linear	2.0	N-F	Al	51×495×550
DS-30300C							100×487×550
DS-30300E							52×729.2×550
DS-40200	0.4-2.0	6.0	Linear	1.5	N-F	Al	53×382×410.4
DS-40200C							100×374×410.4
DS-40200E							50×594×410.4
DS-40300	0.4-3.0	6.0	Linear	1.5	N-F	Al	53×382×410.4
DS-40300C							100×374×410.4
DS-40300E							50×594×410.4
DS-50200	0.5-2.0	7.0	Linear	1.5	N-F	Al	51×337×355
DS-50200C							100×329×355
DS-50200E							48×550×355
DS-50300	0.5-3.0	7.0	Linear	1.5	N-F	Al	51×337×355
DS-50300C							100×329×355
DS-50300E							48×550×355
DS-50400	0.5-4.0	7.0	Linear	2.0	N-F	Al	51×337×355
DS-50400C							100×329×355
DS-50400E							48×550×355
DS-50600	0.5-6.0	7.0	Linear	2.0	N-F	Al	78.1×494.8×355
DS-50600SPO							78.1×494.8×355
DS-50600C							120×487.1×355
DS-50600CSPO							79×497×355
DS-50600E							79×688.5×355
DS-50600ESPO							79×497×355
DS-50600LESPO	0.5-6.0	7.0	Linear	2.0	N-F	Al	77×688.5×355
DS-50800	0.5-8.0	7.0	Linear	2.0	N-F	Al	78.1×494.8×355
DS-50800C							120×487.1×355
DS-50800E							79×688.5×355
DS-100600	1.0-6.0	7.0	Linear	2.0	N-F	Al	78.1×494.8×355
DS-100600C							120×487.1×355
DS-100600E							79×688.5×355

2. Dual Linear Polarization

Model	Freq.(GHz)	Gain, Typ (dBi)	Pol.	VSWR, Typ	Connector	Mat.	Size (mm)
DS-SJ-10100	0.1-1.0	7.0	Dual Linear	2.0	N-F	Al	1554.6×1672.1×1554.6
DS-SJ-10100C				2.5			1554.6×1666.6×1554.6
DS-SJ-10100E				2.5			-
DS-SJ-10200	0.1-2.0	7.0	Dual Linear	2.0	N-F	Al	1554.6×1672.1×1554.6
DS-SJ-10200C				2.5			1554.6×1666.6×1554.6
DS-SJ-10200E				2.5			-
DS-SJ-10300	0.1-3.0	7.0	Dual Linear	2.0	N-F	Al	1554.6×1672.1×1554.6
DS-SJ-10300C				2.5			1554.6×1666.6×1554.6
DS-SJ-10300E				2.5			-
DS-SJ-10400	0.1-4.0	7.0	Dual Linear	2.0	N-F	Al	1554.6×1672.1×1554.6
DS-SJ-10400C				2.5			1554.6×1666.6×1554.6
DS-SJ-10400E				2.5			-
DS-SJ-20100	0.2-1.0	7.0	Dual Linear	2.0	N-F	Al	856.6×856.6×1118.2
DS-SJ-20100C				2.5			856.6×856.6×1110.7
DS-SJ-20100E				2.5			-
DS-SJ-20200	0.2-2.0	7.0	Dual Linear	2.0	N-F	Al	856.6×856.6×1118.2
DS-SJ-20200C				2.5			856.6×856.6×1110.7
DS-SJ-20200E				2.5			-
DS-SJ-20300	0.2-3.0	7.0	Dual Linear	2.0	N-F	Al	856.6×856.6×1118.2
DS-SJ-20300C				2.5			856.6×856.6×1110.7
DS-SJ-20300E				2.5			-
DS-SJ-20400	0.2-4.0	7.0	Dual Linear	2.0	N-F	Al	857×857×1120
DS-SJ-20400C				2.5			856.6×856.6×1110.7
DS-SJ-20400E				2.5			-

Discone-type Antenna



PZ series discone antenna is a kind of broadband omni-directional linearly polarized antenna. Our discone antenna is designed to transmit and receive signal. Its typical gain is 0~5dBi on the greatest radiation direction. By adding a LNA, it can be used as an active antenna, and the gain can be increased to larger than 10dBi, but it is changed to a received only antenna.

Note: Customized connector type is available.

Model	Freq. (GHz)	Gain, Typ (dBi)	Pol.	VSWR, Typ	Connector	Power Handling, CW, (W)	Mat.	Size (mm)
PZ-350/P	0.03-0.5	1.0	Linear	2.5	N-F	300.0	Al	Φ3071×3308
PZ-450/P	0.04-0.5	1.0	Linear	2.5	N-F	300.0	Al	Φ2289×2377
PZ-7100/P	0.07-1.0	3.0	Linear	2.0	N-F	300.0	Al	Φ1379×1187
PZ-850/P	0.08-0.5	0.0	Linear	2.0	N-F	300.0	Al	Φ1247×1162
PZ-1040/P	0.1-0.4	0.0	Linear	2.0	N-F	300.0	Al	Φ1009×1162
PZ-2040/P	0.2-0.4	0.0	Linear	2.5	N-F	300.0	Al	Φ1340×1163
PZ-25100/P	0.25-1.0	1.5	Linear	2.0	N-F	300.0	Al	Φ1340×1163
PZ-80200/P	0.8-2.0	1.0	Linear	2.5	N-F	80.0	Al	Φ110×71
PZ-100800/P	1.0-8.0	4.0	Linear	2.0	SMA-F	80.0	Al	Φ110×71
PZ-1001200/P	1.0-12.0	4.0	Linear	2.0	SMA-F	80.0	Al	Φ110×71
PZ-1001800/P	1.0-18.0	5.0	Linear	2.0	SMA-F	80.0	Al	Φ110×71
PZ-8001800/P	8.0-18.0	5.0	Linear	2.0	SMA-F	80.0	Al	Φ110×71

Bi-Conical Antenna



SZ series bi-conical antenna is a kind of broadband omni-directional linearly polarized antenna. Our bi-conical antenna is designed to transmit and receive signal. Its typical gain is 0~5dBi on the greatest radiation direction. By adding a LNA, it can be used as an active antenna, and the gain can be increased to larger than 10dBi, but it is changed to a received only antenna.

Note: Customized connector type is available.

Model	Freq.(GHz)	Gain, Typ (dBi)	Pol.	VSWR, Typ	Connector	Mat.	Size (mm)
SZ-10300	0.1-3.0	4.0	Linear	2.0	N-F	Al	Φ1692.3×1692.3
SZ-20300	0.2-3.0	4.0	Linear	2.00	N-F	Al	Φ645×1355
SZ-50300/P	0.5-3.0	0.0	Linear	2.0	N-F	Al	Φ303.17×191.5
SZ-80400/P	0.8-4.0	0.0	Linear	1.5	SMA-F	Al	Φ190×206
SZ-2001800/P	2.0-18.0	4.0	Linear	2.0	SMA-F	Al	Φ123×84
SZ-2002650/P	2.0-26.5	4.0	Linear	2.0	SMA-F	Al	Φ123×84
SZ-2003000/P	2.0-30.0	4.0	Linear	2.5	SMA-F	Al	Φ123×84
SZ-3004000/P	3.0-40.0	3.0	Linear	2.0	2.92mm-F	Al	Φ80×82.8
SZ-3004000/P-KFSPO					Φ80×82.8		
SZ-3005000/P	3.0-50.0	4.0	Linear	2.0	2.4mm-F	Al	Φ80×82.8
SZ-3005000/P-2.4FSPO					Φ80×82.8		
SZ-4004000/P	4.0-40.0	3.0	Linear	2.0	2.92mm-F	Al	Φ80×82.8
SZ-4004000/P-KFSPO					Φ80×82.8		
SZ-4004000/P-2.4F					Φ80×82.8		
SZ-4004000/P-2.4FSPO					Φ80×82.8		
SZ-4005000/P	4.0-50.0	4.0	Linear	2.0	2.4mm-F	Al	Φ80×82.8
SZ-4005000/P-2.4FSPO					Φ80×82.8		
SZ-18004000/P	18.0-40.0	5.0	Linear	2.0	2.92mm-F	Al	Φ80×82.8
SZ-18005000/P	18.0-50.0	5.0	Linear	2.0	2.4mm-F	Al	Φ80×82.8
SZ-100011000/P	10.0-110.0	4.0	Linear	2.0	1.0mm-F	Al	Φ50×78.4

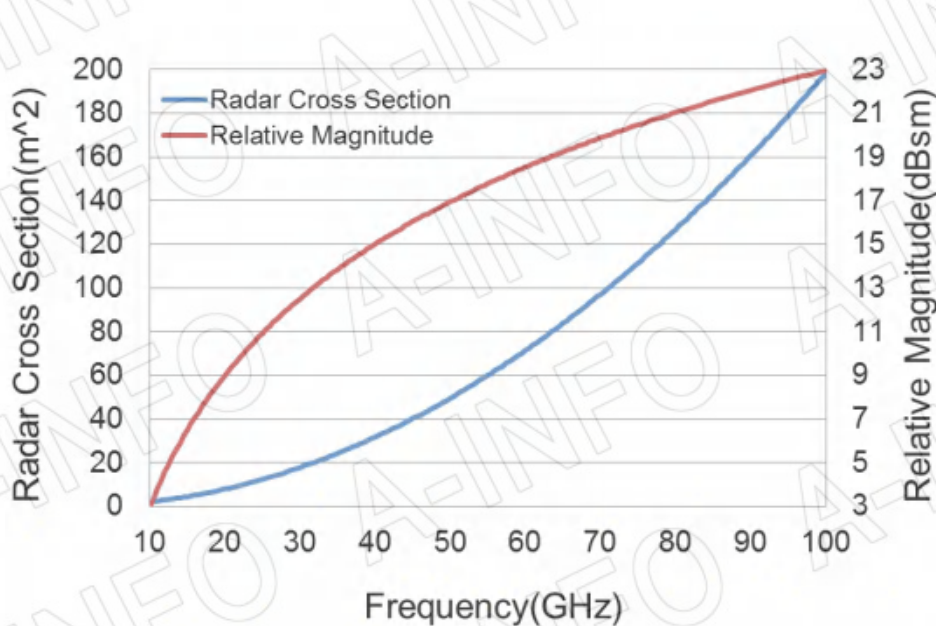
Radar Trihedral Corner Reflector



The Radar Trihedral Corner Reflectors, with rugged aluminum constructions and plated with gold, are used to reflect radio waves towards the emission source passively and are highly tolerant to misalignment. The Radar Trihedral Corner Reflectors are specially designed for retro-reflection, have high smoothness in the reflection cavity, and are ideally suited for RCS measurement and other applications.

P/N	Edge Length (mm)	Edge Length (inch)	Mat.	N.W.(Kg)	Size (mm)
TCR-18	18	0.7	Al	0.01	15×16.8×18
TCR-35.56	35.56	1.4	Al	0.02	29.8×31.9×35.6
TCR-45.72	45.72	1.8	Al	0.03	36×40.7×45.7
TCR-60.96	60.96	2.4	Al	0.07	48.4×54.3×60.96
TCR-109.2	109.2	4.3	Al	0.20	55×96.2×109.2
TCR-152.4	152.4	6.0	Al	0.39	72.6×133.3×152.4
TCR-203.2	203.2	8.0	Al	0.70	93.3×177.3×203.2
TCR-342.9	342.9	13.5	Al	2.12	156.2×300.3×343.3

Calculated Radar Cross Section and Relative Magnitude



Antenna Accessories Mounting Bracket

1. Round Type Mounting Bracket



2. L type Mounting Bracket



3. Stinger Mounting Bracket



4. Plane Type Mounting Bracket



Tripod (For some horn antenna and some other antennas, pls. ask!)

Aluminum Alloy Tripod
(P/N: Tripod_15Kg)



Wooden Tripod
(P/N: 3033HL)



Wooden Tripod
(P/N: 3033QM)



Radome

1. For some Standard Gain Horn Antennas, pls. ask!
(This is LB-159-10-C-SF with Radome.)



2. For some Spiral Antenna, pls. ask!
(This is LX-20180_RHCP with Radome.)



(This is LX-20180-FR_LHCP with Radome.)



Carrying Case (For all horns.Safe,Easy to carry and Convenient for storage.)


(P/N: Carrying Case_LB-OSJ-0460)

(P/N: Carrying Case_LB-75-20-C)



Testing Track(The track can hold two antennas of the same type, either lens horn antenna or focusing lens horn antenna.)

(This is GR-01E.)



Customized Horn Antenna Accessories are available according to detailed requireme

AINFO Inc.

Contact us (USA office)

Address: 60 Tesla, Irvine, CA 92618, USA

Tel: (+1) 949-639-9688, (+1) 949-639-9608

Fax: (+1) 949-639-9670

Website: www.ainfoinc.com

Email: sales@ainfoinc.com